

INVITATION FOR BIDS (IFB) 2-2210  
BOOK 1 OF 2

**DRAINAGE PIPE REPAIR AT  
ANAHEIM BUS BASE CHASSIS  
WASH BAY**



**ORANGE COUNTY TRANSPORTATION AUTHORITY**  
550 South Main Street  
P.O. Box 14184  
Orange, CA 92863-1584  
(714) 560-6282

**Key IFB Dates**

<b>Issue Date:</b>	<b>February 16, 2022</b>
<b>Pre-Bid Conference/Site Visit:</b>	<b>February 22, 2022</b>
<b>Questions/Approved Equal Submittal:</b>	<b>February 25, 2022</b>
<b>Bid Submittal Date:</b>	<b>March 16, 2022</b>



## **TABLE OF CONTENTS**

<b>SECTION I: INSTRUCTIONS TO BIDDERS.....</b>	<b>1</b>
<b>SECTION II: INSTRUCTIONS TO BIDDING FORMS.....</b>	<b>12</b>
<b>SECTION III: ADDITIONAL CONTRACTUAL EXHIBITS.....</b>	<b>30</b>
<b>SECTION IV: AGREEMENT.....</b>	<b>38</b>
<b>SECTION V: GENERAL PROVISIONS - EXHIBIT A.....</b>	<b>39</b>
<b>SECTION VI: PROJECT SPECIFICATIONS - EXHIBIT B.....</b>	<b>70</b>
<b>SECTION VII: LIST OF DRAWINGS - EXHIBIT C .....</b>	<b>71</b>
<b>BID BOOKLET .....</b>	<b>73</b>





February 16, 2022

**SUBJECT: NOTICE INVITING SEALED BIDS  
IFB 2-2210, "DRAINAGE PIPE REPAIR AT ANAHEIM BUS  
BASE CHASSIS WASH BAY"**

**TO: ALL BIDDERS**

**FROM: ORANGE COUNTY TRANSPORTATION AUTHORITY**

The Orange County Transportation Authority (Authority) invites sealed bids for **DRAINAGE PIPE REPAIR AT ANAHEIM BUS BASE CHASSIS WASH BAY.**

The description of this project is replacement of drainage pipe at chassis wash bay of Anaheim Bus Base. This work consists of demolition of existing concrete and removal of damaged underground drainage pipe, installation of new underground drainage pipe, and reconstruction of concrete to match existing conditions for a 75 calendar day term.

The estimated cost for this project is \$106,000. Bidders will be required to hold a valid State of California Class A General Engineering contractor license, or a Class B General Building contractor license and either hold valid State of California C-8 and C-36, specialty class licenses or subcontract to valid State of California C-8 and C-36 specialty licensed contractors.

**Bids must be submitted at or before 11:00 a.m., March 16, 2022.**

Bids delivered in person or by a means other than the U.S. Postal Service shall be submitted to the following:

**Orange County Transportation Authority  
Contracts Administration and Materials Management  
600 South Main Street, (Lobby Receptionist)  
Orange, California 92868  
Attention: Megan Bornman, Contract Administrator**



Or bids delivered using the U.S. Postal Service shall be addressed as follows:

**Orange County Transportation Authority  
Contracts Administration and Materials Management  
550 South Main Street  
P.O. Box 14184  
Orange, California 92863-1584  
Attention: Megan Bornman, Contract Administrator**

Bids and amendments to bids received after the date and time specified above will be returned to the bidders unopened.

Bidders interested in obtaining a copy of this Invitation for Bids (IFB) may do so by downloading the IFB from CAMM NET the Authority's on-line website at <https://cammnet.octa.net>.

All bidders and subcontractors interested in doing business with the Authority are required to register their business on-line at CAMM NET. The website can be found at <https://cammnet.octa.net>. From the site menu, click on CAMM NET to register.

To receive all further information regarding this IFB, bidders and subcontractors must be registered on CAMM NET with at least one of the following commodity codes for this solicitation selected as part of the vendor's on-line registration profile:

Category:  
Construction

Commodity:  
Concrete  
Construction (General)  
General Contractor  
Plumbing

A pre-bid conference will be held via teleconference on February 22, 2022, at 11:00 a.m. Prospective bidders may join or call-in using the following credentials:

- [Microsoft Teams Meeting Link](#)
- OR Call-in Number: 916-550-9867
- Conference ID: 943 098 974#

An on-site/in-person conference will not be held. A copy of the presentation slides and pre-bid conference registration sheet(s) will be issued via addendum prior to the date of the pre-bid conference. Immediately following the pre-bid conference, a job walk will be conducted. All prospective bidders are



encouraged to attend the pre-bid conference and to attend the job walk.

The job walk will be held at the Authority's Anaheim Bus Base located at 1717 E. Via Burton, Anaheim, CA 92806.

**Please review "Bus Base Visit Protocol" following this notice.**

All bidders are encouraged to subcontract with small businesses to the maximum extent possible.

Bidders will be required to submit the name, business address, and California contractor license number of each subcontractor who will perform work or labor or render service to the bidder in or about the work in an amount in excess of one-half of one percent ( $\frac{1}{2}$  of 1 %) of the bidder's total bid. If a subcontractor's California contractor license number is submitted incorrectly, it will not be grounds for filing a bid protest or grounds for considering the bid nonresponsive if the corrected subcontractor's California contractor license number is submitted to the Authority within 24 hours after the bid opening.

The successful Bidder will be required to comply with all applicable equal opportunity laws and regulations.

Award of this contract is subject to receipt of federal, state and/or local funds adequate to carry out the provisions of the agreement including the project specification.

All bidders must register with the Department of Industrial Relations pursuant to Labor Code Section 1725.5. A bidder is exempt from this requirement pursuant to Labor Code Section 1771.1(a) if the bidder submits a bid authorized by Section 7029.1 of the Business and Professions Code or by Section 10164 or 20103.5 of the Public Contract Code, provided the bidder is registered to perform public work pursuant to Section 1725.5 at the time the contract is awarded.

A bid submitted by a contractor or subcontractor will not be accepted or entered into without proof of the contractor or subcontractor's current registration to perform public work pursuant to Labor Code Section 1725.5.



## **Bus Base Visit Protocol**

OCTA has a core value of Safety for all employees, visitors, and the public for all transit related operations, therefore Bus Base Rules are established to prevent incidents and injury.

OCTA Maintenance bases require proper personal protective equipment (PPE) while at the bus base maintenance areas.

Basic PPE includes;

1. ANSI Class 2 Reflective Vest
2. Proper clothing foot ware (i.e., no open toe shoes, sandals, high heel shoes, etc.)
3. **Appropriate Covid-19 face covering (*do not participate if exhibiting signs of illness or if known recent contact positive tested individuals*)**
4. Proper eye protection as required

All Contractors (proposed bidders, visitors, etc.) upon arrival shall report into the base Maintenance Shift Supervisor, with the appropriate OCTA employee escort.

Each person shall;

1. Sign in
2. **Receive a temperature check**
3. **Answer Covid-19 screening questions**
4. Obtain a briefing of potential hazards and emergency procedures
5. Cell Phones are only allowed inside a building

All job walk visitors shall stay within the group and be attentive to instructions for a safe visit.

Upon completion of the visit each person shall sign out with the Maintenance Shift Supervisor prior to leaving the property.



**SECTION I: INSTRUCTIONS TO BIDDERS**



## **SECTION I. INSTRUCTIONS TO BIDDERS**

### **A. PRE-BID CONFERENCE/SITE VISIT**

A pre-bid conference will be held via teleconference on February 22, 2022, at 11:00 a.m.. Prospective bidders may join or call-in using the following credentials:

- [Microsoft Teams Meeting Link](#)
- OR Call-in Number: 916-550-9867
- Conference ID: 943 098 974#

An on-site/in-person conference will not be held. A copy of the presentation slides and pre-bid conference registration sheet(s) will be issued via addendum prior to the date of the pre-bid conference. All prospective bidders are encouraged to attend the pre-bid conference.

Immediately following the pre-bid conference a job walk will be conducted at the Authority's Anaheim Bus Base located at 1717 E. Via Burton, Anaheim, CA 92806.

By investigation of the work site, bidder shall be satisfied as to the nature and location of the work and shall be fully informed as to all conditions and matters, which can in any way affect the work or the cost thereof. Prospective bidders should familiarize themselves with Authority safety rules that require that pedestrians must wear approved safety vests. **Please bring a safety vest for the job walk.**

### **B. EXAMINATION OF DOCUMENTS**

By submitting a bid, the bidder represents that it has thoroughly examined and become familiar with the work required under this IFB and that it is capable of performing quality work to achieve the authority's objective.

A Bid Booklet has been furnished as Book 2 of this IFB.

### **C. ADDENDA**

The Authority reserves the right to revise the IFB documents. Such, if any, will be made by written addendum to this IFB. Any written addenda issued pertaining to this IFB shall be incorporated into the terms and conditions of any resulting Agreement. The Authority will not be bound to any modifications to or deviations from the requirements set forth in this IFB as the result of oral instructions. Bidders shall acknowledge receipt of Addenda in their bids. Failure to acknowledge receipt of Addenda may cause the bid to be deemed non-responsive to this IFB and be rejected.



**D. AUTHORITY CONTACT**

All communication and/or contacts with Authority staff regarding this IFB are to be directed to the following Contract Administrator:

Megan Bornman, Contract Administrator  
 Contracts Administration and Materials Management Department  
 600 South Main Street  
 P.O. Box 14184  
 Orange, CA 92863-1584  
 Phone: 714.560. 5064, Fax: 714.560.5792  
 Email: mbornman@octa.net

Commencing on the date of the issuance of this IFB and continuing until award of the contract or cancellation of this IFB, no bidder, subcontractor, lobbyist or agent hired by the proposer shall have any contact or communications regarding this IFB with any Authority's staff; member of the evaluation committee for this IFB; or any contractor or consultant involved with the procurement, other than the Contract Administrator named above or unless expressly permitted by this IFB. Contact includes face-to-face, telephone, electronic mail (e-mail) or formal written communication. Any bidder, subcontractor, lobbyist or agent hired by the bidder that engages in such prohibited communications may result in disqualification of the proposer at the sole discretion of the Authority.

**E. CLARIFICATIONS OF SPECIFICATIONS AND APPROVED EQUALS**

**1. Specifications Review**

Should a bidder find discrepancies in, or omissions from, the drawings or specifications, or be in doubt as to their meaning, the bidder shall notify the Authority in writing in accordance with item 3 ("Submitting Requests"), below. Should it be found that the point in question is not clearly and fully set forth; a written addendum clarifying the matter will be sent to all firms registered on CAMM NET under the commodity codes specified in the IFB.

**2. Preference for Materials**

In accordance with the California Public Contract Code Section 3400, reference to any equipment, material, article or patented process, by trade name, make, or catalog number, shall not be construed as limiting competition. In those cases where the specifications call for a designated material, product, or service by specific brand or trade name and there is only one brand or trade name listed, the item involves a unique or novel product application required to be used in the public interest or is the only brand or trade name known to the Authority.

Where the specifications or drawings identify any material, product or service by one or more brand names, whether or not "or equal" is added,



and the bidder wishes to propose the use of another item as being equal, approval shall be requested as set forth in below.

**3. Submitting Requests**

- a. All requests for approved equals, clarification of specifications, or questions must be put in writing and must be received by the Authority no later than 5:00 p.m., on February 25, 2022.
- b. Requests for approved equals, clarifications, questions must be clearly labeled, "Written Questions". The Authority is not responsible for failure to respond to a request that has not been labeled as such.
- c. Any of the following methods of delivering written questions are acceptable as long as the questions are received no later than the date and time specified above:
  - 1. U.S. Mail: Orange County Transportation Authority, P.O. Box 14184, Orange, California 92863-1584.
  - 2. Courier/Overnight: Orange County Transportation Authority, 600 South Main Street, Lobby Receptionist, Orange, California 92868
  - 3. Facsimile: (714) 560-5792.
  - 4. E-Mail: mbornman@octa.net
- d. Any request for an approved equal or clarification of the specifications must be fully supported with technical data, test results, or other pertinent information as evidence that the substitute offered is equal to or better than the specification requirements. The burden of proof as to the equality, substitutability, and the compatibility of proposed alternates or equals shall be upon the bidder, who shall furnish all necessary information at no cost to the Authority. The Authority shall be the sole judge as to the equality, substitutability and compatibility of the proposed alternatives or equals.

**4. Authority Responses**

Responses from the Authority will be posted on CAMM NET, no later than five (5) calendar days before the scheduled date of bid opening. Bidders may download responses from CAMM NET at <https://cammnet.octa.net>, or request responses may be sent via U.S. Mail by e-mailing or faxing the request to Megan Bornman, Contract Administrator.



To receive e-mail notification of Authority responses when they are posted on CAMM NET, bidders and their subcontractors must be registered on CAMM NET with at least one of the following commodity codes for this solicitation selected as part of the vendor's on-line registration profile:

Category:  
Construction

Commodity:  
Concrete  
Construction (General)  
General Contractor  
Plumbing

Inquiries received after 5:00 p.m. on February 25, 2022, will not be responded to.

**F. SUBMISSION OF BIDS**

**1. Date and Time**

**Bids must be submitted at or before 11:00 a.m., March 16, 2022.**

Bids received after the time due will be rejected without consideration or evaluation.

Bids will be publicly opened in the Authority's Administration Office, 600 South Main Street, Orange, California 92863 at the submission time indicated above.

**2. Address**

Bids delivered in person or by a means other than the U.S. Postal Service shall be submitted to the following:

**Orange County Transportation Authority  
Contracts Administration and Materials Management (CAMM)  
600 South Main Street, (Lobby Receptionist)  
Orange, California 92868  
Attention: Megan Bornman, Contract Administrator**

Or bids delivered using the U.S. Postal Services shall be addressed as follows:

**Orange County Transportation Authority  
Contracts Administration and Materials Management (CAMM)  
P.O. Box 14184  
Orange, California 92863-1584  
Attention: Megan Bornman, Contract Administrator**



### **3. Bid Booklet and Identification of Bids**

Bids must be submitted on the forms provided in the Bid Booklet (Book 2 of 2) that accompanies this IFB. Bids shall include properly completed bidding forms. The bid forms must be enclosed in a sealed package clearly marked as follows:

**IFB 2-2210, "DRAINAGE PIPE REPAIR AT ANAHEIM BUS BASE  
CHASSIS WASH BAY"**

Bidder shall be entirely responsible for any consequences, including disqualification of the bid, resulting from any inadvertent opening of unsealed or improperly identified packages. It is the bidder's sole responsibility to see that its bid is received as required.

#### **G. PRE-CONTRACTUAL EXPENSES**

The Authority shall not, in any event, be liable for any pre-contractual expenses incurred by bidder in the preparation of its bid. Bidder shall not include any such expenses as part of its bid.

Pre-contractual expenses are defined as expenses incurred by bidder in:

1. Preparing a bid in response to this IFB;
2. Submitting that bid to the Authority;
3. Negotiating with the Authority any matter related to this bid; and
4. Any other expenses incurred by bidder prior to date of award, if any, of the Agreement.

#### **H. JOINT BIDS**

Where two or more firms desire to submit a single bid in response to this IFB, they should do so on a prime-subcontractor basis rather than as a joint venture. The Authority intends to contract with a single firm and not with multiple firms doing business as a joint venture.

#### **I. TAXES**

Bids are subject to State and Local sales taxes. However, the Authority is exempt from the payment of Federal Excise and Transportation Taxes. Contractor is responsible for payment of all taxes for any goods, services, processes, and operations incidental to or involved in the contract.

#### **J. BID SECURITY FORMS**

Bids shall be accompanied by a certified or cashier's check, or an acceptable bid bond for an amount not less than ten percent (10%) of the bid, made payable to



the order of the Orange County Transportation Authority. A corporate surety (not an individual surety), registered in the state of California and registered to do business in the county of Orange must issue bid bonds. Said check or bond shall be given as a guarantee that the bidder will enter into a contract if awarded the work and in case of refusal or failure to enter into said contract, the check or bond, as the case may be, shall be forfeited to the Authority.

#### **K. WITHDRAWAL OF BIDS**

Bidders may withdraw its bid at any time prior to the time set for opening of bids by means of written request signed by the bidder or its proper authorized representative. Such written request shall be delivered to the Contracts Administrator at the address noted in the cover notice of this IFB.

#### **L. PREVAILING WAGES**

This project is funded under a financial assistance contract by the U.S. Department of Transportation and is subject to all conditions of the Davis-Bacon Act (40 U.S.C. 3141–48), as supplemented by the Department of Labor regulations 29 CFR part 5, and the Labor Code of the State of California commencing in Section 1770 et. seq. It is required that all mechanics and laborers employed or working at the site be paid not less than the current basic hourly rates of pay and fringe benefits. Wage schedules are available at the Authority's Offices or on the internet at:

[http://www.dir.ca.gov/OPRL/statistics\\_research.html](http://www.dir.ca.gov/OPRL/statistics_research.html) and  
<http://www.access.gpo.gov/davisbacon/>.

Bidders shall utilize the relevant prevailing wage determinations in effect on the first advertisement date of the Notice Inviting Sealed Bids. In the event there are any differences between the minimum wage rates as determined by the United States Secretary of Labor and those determined by the State of California, the highest rate must be paid.

This Agreement is subject to compliance monitoring and enforcement by the Department of Industrial Relations. The Department of Industrial Relations shall monitor and enforce compliance with applicable prevailing wage requirements for this Agreement. The reporting requirements may be found at <https://www.dir.ca.gov/Public-Works/Contractors.html>. Bidder is responsible for complying with all requirements of the Department of Industrial Relations, including filing electronic payroll reports.

A contractor or subcontractor will not be qualified to bid on, be listed in a bid proposal, or engage in the performance of any contract for public work on a public works project unless registered with the Department of Industrial Relations pursuant to Labor Code Section 1725.5. A contractor or subcontractor will be exempt from this requirement pursuant to Labor Code Section 1771.1(a) if it submits a bid authorized by Section 7029.1 of the Business and Professions Code or by Section 10164 or 20103.5 of the Public Contract Code, provided the



contractor is registered to perform public work pursuant to Section 1725.5 at the time the contract is awarded.

A contractor or subcontractor will not be awarded a contract for public work on a public works project unless registered with the Department of Industrial Relations pursuant to Labor Code Section 1725.5.

A bid submitted by a contractor or subcontractor will not be accepted or entered into without proof of the contractor or subcontractor's current registration to perform public work pursuant to Labor Code Section 1725.5.

## M. SUBCONTRACTORS AND ASSIGNMENTS

The successful bidder shall perform work equivalent to **at least ten percent (10%) of the total amount of the construction work** at the site; and, perform the work on the site with its own staff.

Pursuant to the provisions of the California Public Contract Code Section 4104, every bidder shall in the bid set forth:

1. The name, business address, and California contractor license number of each subcontractor who will perform work or labor or render service to the bidder in or about the work in an amount in excess of one-half of one percent (1/2 of 1 %) of the bidder's total bid; and
2. The portion of the work that will be done by each subcontractor. The bidder shall list only one subcontractor for each portion of work as defined by the bidder in its bid.
3. The dollar amount of the work, which will be done by each such subcontractor.

Bidder shall complete Exhibit D "List of Subcontractors" with the above requested information.

If a subcontractor's California contractor license number is submitted incorrectly in the bid, it will not be grounds for filing a bid protest or grounds for considering the bid nonresponsive if the corrected subcontractor's California contractor license number is submitted to the Authority within 24 hours after the bid opening.

If the bidder fails to specify a subcontractor for any portion of the work to be performed under the contract in excess of one-half of one percent (1/2 of 1 %) of the bidder's total bid, or if the bidder specifies more than one (1) subcontractor for the same portion of the work to be performed under the contract in excess of one-half of one percent (1/2 of 1 %) of the bidder's total bid, the bidder agrees to perform that portion. **The successful bidder shall not, without the express written consent of the Authority, either:**



1. Substitute any person, firm, or corporation as subcontractor in place of the subcontractor designed in the original bid; or
2. Permit any subcontract to be assigned or transferred; or
3. Allow it to be performed by anyone other than the original subcontractor listed in the bid.

Each Bidder shall set forth in its bid the name and location of the place of business address of each subcontractor who will perform work or labor or render service to the prime contractor in connection with the performance of the contract.

Bidder shall not assign any interest it may have in any Agreement with the Authority, nor shall bidder assign any portion of the work under any such Agreement with a value in excess of one-half of one percent (1/2 of 1%) of Agreement price to be sub-contracted to any one other than these subcontractors listed in Exhibit D in the "List of Subcontractors," except by prior written consent of Authority. Authority's consent to any assignment shall not be deemed to relieve bidder of its obligations to fully comply with its obligations under its Agreement with the Authority. Bidder with its own forces shall perform minimum of ten percent (10%) (calculated as a percentage of the total cost of the project) under this Agreement. Bidder shall also include in its subcontract agreements the provisions of its Agreement with Authority including the stipulation that each subcontractor shall maintain adequate insurance coverage compatible to the insurance coverage required of the bidder.

#### **N. BIDDER'S LICENSING REQUIREMENTS**

In conformance with the current statutory requirements of Section 7028.15 of the Business and Professions Code of the State of California, regarding submission of a bid without a license, the bidder shall provide as part of the bid a valid State of California license number, class or type and date of expiration.

Furthermore, the bidder shall ensure that all subcontractors fully comply with the appropriate licensing requirements. The bidder shall also certify that all information provided and representations made in the bid are true and correct, and made under penalty of perjury. Bidders shall provide this information on Exhibit D, "List of Subcontractors" presented in the IFB. Failure to provide the information on the certification form or elsewhere as part of the bid shall render the bidder nonresponsive to this solicitation and will result in the rejection of the bid.

#### **O. PERMITS AND INSPECTION COSTS**

Successful bidder shall procure all permits and licenses; pay all charges, assessments and fees, as may be required by the ordinances and regulations of the public agencies having jurisdiction over the areas in which the work is located, and shall comply with all the terms and conditions thereof and with all lawful orders and regulations of each such public agency relating to construction operations



under the jurisdiction of such agency.

**P. LIQUIDATED DAMAGES**

In the event bidder, after entering into an Agreement with the Authority, fails to complete the work within the time specified in the Agreement, the bidder will be required to pay the Authority the amount of **\$300.00 per calendar day** of delay as agreed to liquidated damages.

**Q. PROTEST PROCEDURES**

The Authority has on file a set of written protest procedures applicable to this solicitation that may be obtained by contacting the Contract Administrator responsible for this procurement. Any protest filed by a bidder in connection with this IFB must be submitted in accordance with the Authority's written procedures.

**R. CONTRACT AWARD**

Any contract awarded as a result of this IFB, will be awarded to the lowest responsive and responsible bidder and shall be on a lump sum basis, in accordance with the requirements of this IFB. The contract to be awarded is the Agreement presented in Section VI of this IFB.

**S. EXECUTION OF CONTRACT**

The successful bidder shall submit to the Authority the required contract bonds, "Guaranty" and acceptable insurance certificates within ten (10) calendar days after notification of contract award from the Authority. Failure to sign the contract and submit applicable bonds, "Guaranty", and acceptable insurance certificates within the specified time shall be cause to cancel the award and the forfeiture of the Bid Bond. Transfers of contract, or of interest in contracts, are prohibited.

**T. AUTHORITY'S RIGHTS**

1. The Authority reserves the right to accept or reject any and all bids, or any item or part thereof, or to waive any informalities or irregularities in bids.
2. The Authority reserves the right to withdraw or cancel this IFB at any time without prior notice. The Authority makes no representations that any contract will be awarded to any bidder responding to this IFB.
3. The Authority reserves the right to issue a new IFB for the project.
4. The Authority reserves the right to postpone the bid opening for its own convenience.
5. Each bid will be received with the understanding that acceptance by the Authority of the bid to provide the goods and services described herein shall



constitute a contract between the bidder and Authority which shall bind the bidder on its part to furnish and deliver at the prices given and in accordance with conditions of said accepted bid and specifications.

6. The Authority reserves the right to investigate the qualifications of any bidder, and/or require additional evidence of qualifications to perform the work.
7. Submitted IFBs are not to be copyrighted.

**U. PUBLIC RECORDS AND INFORMATION**

Bids received by Authority are considered public information and will be made available to the public if requested to do so.

**V. CONFLICT OF INTEREST**

All bidders responding to this IFB must avoid organizational conflicts of interest, which would restrict full and open competition in this procurement. An organizational conflict of interest means that due to other activities, relationships or contracts, a bidder is unable, or potentially unable to render impartial assistance or advice to the Authority; a bidder's objectivity in performing the work identified in the Project Specifications is or might be otherwise impaired; or a bidder has an unfair competitive advantage. Conflict of Interest issues must be fully disclosed in the bidder's bid.

**W. CODE OF CONDUCT**

Bidders agree to comply with the Authority's Code of Conduct as it relates to Third-Party contracts, which is hereby referenced and by this reference is incorporated herein. Bidders agree to include these requirements in all of its subcontracts.

**X. SAFETY**

The complete safety requirements for this IFB are included in **Section IV: Agreement Exhibit H**. The Contractor will be required to demonstrate compliance with all requirements of the Safety Specifications after Notice to Proceed but prior to mobilization. These requirements include, but are not limited to, an onsite Health Safety and Environmental (HSE) representative to be present at all times during construction. The representative must have a current Board of Certified Safety Professionals (BCSP) certification and a minimum of five years of experience enforcing HSE compliance. BCSP certification requirements may be found at: <https://www.bcsp.org/Safety-Certifications>.



**SECTION II: INSTRUCTIONS TO BIDDING FORMS**



## **SECTION II. INSTRUCTIONS TO BIDDING FORMS**

The Bidder shall complete all the forms identified below, and contained in the Bid Booklet Book 2 of this IFB. The bid may not contain exceptions to or deviations from the requirements of this IFB.

### **A. BID FORM**

The bidder must complete the Bid Form which must be submitted in its entirety. Failure to submit the Bid Form in its entirety will result in the bid being non-responsive. In addition to providing the lump sum bid, the bidder affirms the Bid Form statements.

### **B. BID SECURITY FORM - BID BOND**

The bidder shall include the Bid Security Form and include the appropriate bid bond or cashier check with the bid.

### **C. INFORMATION REQUIRED OF BIDDER**

Bidder must provide all the information requested in this form.

### **D. NOTICE OF REQUIREMENT FOR AFFIRMATIVE ACTION TO ENSURE EQUAL EMPLOYMENT OPPORTUNITY (EXECUTIVE ORDER 11246) (NO FORM REQUIRED)**

The bidder shall include the Notice of Requirement for Affirmative Action to Ensure Equal Employment Opportunity provides notice to Bidder regarding the "Equal Opportunity Clause" and the "Standard Federal Equal Employment Opportunity Construction Contract Specifications".

### **E. BIDDER'S CERTIFICATE OF COMPLIANCE - WORKERS' COMPENSATION INSURANCE**

In conformance with current statutory requirements of Section 1860, et. seq., of the Labor Code of the State of California, bidder shall execute the bidder's Certificate of Compliance Regarding Workers' Compensation Insurance.

### **F. BIDDER'S CERTIFICATE OF COMPLIANCE - BUSINESS AND PROFESSIONS CODE SECTION 7028**

Bidder shall execute the Bidder's Certificate of Compliance Regarding State of California Business and Professions Code Section 7028.15.



**G. LIST OF SUBCONTRACTORS FORM**

Bidder shall complete Exhibit D, which lists all subcontractors performing work in excess of one-half of one percent ( $\frac{1}{2}$  of 1%) of the bid amount per the instructions set forth in Section I "Instructions to Bidders".

**H. STATUS OF PAST AND PRESENT CONTRACTS FORM**

Bidder is required to complete and sign the form entitled "Status of Past and Present Contracts" provided in this IFB and submit as part of the bid. Bidder shall identify the status of past and present contracts where the firm has either provided services as a prime vendor or a subcontractor during the past five (5) years in which the contract has been the subject of or may be involved in litigation with the contracting authority. This includes, but is not limited to, claims, settlement agreements, arbitrations, administrative proceedings, and investigations arising out of the contract. Bidder shall have an ongoing obligation to update the Authority with any changes to the identified contracts and any new litigation, claims, settlement agreements, arbitrations, administrative proceedings, or investigations that arise subsequent to the submission of the bid.

A separate form must be completed for each identified contract. Each form must be signed by the Bidder confirming that the information provided is true and accurate. Bidder is required to submit one copy of the completed form(s) as part of its bid.

**I. CERTIFICATION OF NON-COLLUSION**

This form requires the Bidder to certify that the bid is not collusive or a sham. This form is to be signed, dated and is part of the bid package in Book 2 of 2.





### **BID FORM**

The undersigned hereby proposes to perform all work for which a contract may be awarded and to furnish any and all plant, labor, services, material, tools, equipment, supplies, transportation, utilities, and all other items and facilities necessary therefore as required in the **IFB 2-2210, "DRAINAGE PIPE REPAIR AT ANAHEIM BUS BASE CHASSIS WASH BAY"**, and to do everything required therein; and further proposes that, if this bid is accepted, will contract in the form and manner stipulated to perform all the work in strict conformity therewith within the time limits set forth therein, and will accept as full payment therefore, the following price:

<u><b>Description</b></u>	<u><b>Total Lump Sum Bid Amount</b></u>
---------------------------	---

	\$	
--	----	--

A cashier's check/certified check/bid bond (circle applicable term) properly made payable to Orange County Transportation Authority, hereinafter designated as the Owner, for the sum of

\_\_\_\_\_ Dollars

(\$ \_\_\_\_\_)

which amount is not less than ten percent (10%) of the total amount of this bid, is attached hereto and is given as a guarantee that the undersigned will execute the Agreement and furnish the required bonds, "Guaranty" and "Certificate of Insurance", if awarded the contract, and in case of failure to do so within the time provided, (a) the proceeds of said check shall be forfeited to the Authority; or (b) surety's liability to the Authority for forfeiture of the face amount of the bond shall be considered as established [circle (a) or (b)].

The undersigned hereby represents that:



**BID FORM, PAGE 2**

1. Bidder has thoroughly examined and become familiar with the work required and documents included under this IFB. The bidder understands that the award of the contract, if it is awarded, will be based on the lowest total bid submitted by a responsive and responsible bidder, and further, that the amounts and the total on the Bid Form will be subject to verification by the Authority.
2. By investigation at the site of the work and otherwise, it is satisfied as to the nature and location of the work and is fully informed as to all conditions and matters, which can in any way affect the work or the cost thereof.
3. Bidder fully understands the scope of the work/specifications and has checked carefully all words and figures inserted in said Invitation For Bids (IFB) and further understands that the Authority will in no way be responsible for any errors or omissions in the preparation of this bid. Bidder further asserts that it is capable of performing quality work to meet Authority's requirements.
4. Bidder will execute the Agreement and furnish the required Performance and Payment Bonds, Guaranty and proof of insurance coverage within ten (10) calendar days after notice of acceptance of bid by the Authority; and further, that this bid may not be withdrawn for a period of 120 calendar days after the date set for the opening thereof, unless otherwise required by law. If any bidder shall withdraw its bid within said period, the bidder shall be liable under the provisions of the Bid Security, or the bidder and the surety shall be liable under the Bid Bond, as the case may be.
5. Bidder hereby certifies that this bid is genuine and not a sham or collusive or made in the interest or on behalf of any person not herein named, and the undersigned has not directly or indirectly induced or solicited any other bidder to put in a sham bid, or any other person, firm, or corporation to refrain from bidding; the undersigned has not in any manner sought by collusion to secure for himself an advantage over any other bidder.
6. In conformance with current statutory requirements of Section 1860, et. seq., of the Labor Code of the State of California, the Bidder shall execute the document included in this IFB entitled "Bidder's Certificate of Compliance Regarding Workers' Compensation Insurance."
7. Bidder hereby further certifies that each, and every representation made in this bid are true and correct and made under penalty of perjury.



**BID FORM, PAGE 3**

8. Bidder shall permit the authorized representative of the Authority to inspect and audit all data and records of bidder relating to this bid, and if awarded a contract resulting from this bid, shall permit such inspection and audit of all data and records of bidder related to bidder's performance of such contract.
9. Bidder does not employ anyone who is now, or for one (1) year immediately prior to the date of this offer was, a director, officer, member, or employee of the Orange County Transportation Authority. The undersigned has not agreed to pay a fee contingent upon the award of a contract resulting from this bid to anyone who is now, or for one (1) year immediately prior to the date of this bid was, a director, officer, member, or employee of the Orange County Transportation Authority. No member of or delegate to the Congress of the United States shall be admitted to any share of the contract or to any benefit arising therefrom.
10. If awarded a contract resulting from this bid, bidder shall not discriminate against any employee or applicant for employment because of race, religion, color, sex, age or national origin. The bidder shall take affirmative action to ensure that applicants are employed, and that employees are treated during their employment, without regard to their race, religion, color, sex, age or national origin. Such actions shall include, but not be limited to the following: employment, upgrading, demotion, or transfer; recruitment or recruitment advertising; layoff or termination; rates of pay or other forms of compensation; and selection for training, including apprenticeship.
11. Bid will be in effect for 120 calendar days after the bid closing date.



**BID FORM, PAGE 4**

Now: In compliance with the **Invitation For Bids 2-2210, "DRAINAGE PIPE REPAIR AT ANAHEIM BUS BASE CHASSIS WASH BAY"**, the undersigned, with full cognizance thereof, hereby proposes to perform the entire work in strict compliance with all of the said requirements and provisions for the prices set forth herein upon which award of contract is made. The undersigned affirms that the information provided herein is true and accurate and that any misrepresentations are made under penalty of perjury.

Dated \_\_\_\_\_, 2022 Bidder \_\_\_\_\_

The above bid includes Signature \_\_\_\_\_

Addenda Nos. \_\_\_\_\_ Name \_\_\_\_\_

Title \_\_\_\_\_

Bidder's Authorized Representative \_\_\_\_\_

Title \_\_\_\_\_

Telephone # \_\_\_\_\_

Fax # \_\_\_\_\_

Email Address \_\_\_\_\_

Bidders post office address \_\_\_\_\_

\_\_\_\_\_  
\_\_\_\_\_  
\_\_\_\_\_

Corporation organized under the laws of the State of \_\_\_\_\_

Contractor's License No. \_\_\_\_\_

Expiration Date of License \_\_\_\_\_

Surety or sureties \_\_\_\_\_

\_\_\_\_\_  
(CORPORATE SEAL)



**BID SECURITY FORM**  
**BID BOND**

**KNOW ALL MEN BY THESE PRESENTS:**

That, \_\_\_\_\_ as principal and Bidder and \_\_\_\_\_ as Surety, are held and firmly bound unto the Orange County Transportation Authority, of State of California, hereinafter referred to as "Authority," in the sum of \_\_\_\_\_ Dollars (\$ \_\_\_\_\_), to be paid to the Authority, its successors, and assigns; for which payment, well and truly to be made, bind themselves, their heirs, executors, administrators, successors, and assigns, jointly and severally, firmly by these presents, this amount being ten percent (10%) of the total amount of the Bid.

**THE CONDITION OF THIS OBLIGATION IS SUCH**, that if the certain bid of the above named bounden principal \_\_\_\_\_

for \_\_\_\_\_ at the Orange County \_\_\_\_\_ Transportation Authority's \_\_\_\_\_ as specifically set forth in documents entitled **IFB 2-2210, "DRAINAGE PIPE REPAIR AT ANAHEIM BUS BASE CHASSIS WASH BAY"**, shall not be withdrawn within a period of 120 calendar days after the date set for the opening of bids, (unless otherwise required by law, and notwithstanding the award of the contract to another Bidder), and that if said bid is accepted by the Authority through action of its legally constituted contracting authorities and if the above bounden \_\_\_\_\_ its heirs, executors, administrators, successors and assigns, shall execute a contract for such construction and deliver the required Performance and Payment Bonds, "Guaranty," and proof of insurance coverage within ten (10) calendar days after notification of contract award from the Authority, then this obligation shall become null and void; otherwise it shall be and remain in full force and effect.

**IN WITNESS WHEREOF**, we hereunto set our hands and seals this \_\_\_\_\_ day of \_\_\_\_\_, 2022.

\_\_\_\_\_  
 \_\_\_\_\_

NOTE: The standard printed bond form of any bonding company acceptable to the Authority may be used in lieu of the foregoing approved sample bond form provided the security stipulations protecting the Authority are not in any way reduced by use of the security company's printed standard form.



**BID SECURITY FORM**  
**CHECK TO ACCOMPANY BID**

(NOTE: The following form shall be used in case check accompanies bid)

Accompanying this bid is a Certified or Cashiers check (circle the appropriate one) payable to the order of Orange County Transportation Authority, hereinafter referred to As "Authority" for \_\_\_\_\_ dollars (\$\_\_\_\_\_), this amount being ten percent (10%) of the total amount of the Bid submitted in response to **IFB 2-2210, "DRAINAGE PIPE REPAIR AT ANAHEIM BUS BASE CHASSIS WASH BAY"**. The proceeds of this check shall become the property of Authority provided this bid shall be accepted by Authority through action of its legally constituted contracting authorities and the undersigned shall fail to execute a contract and furnish the required Guaranty Form, Performance and Payment Bonds and proof of insurance coverage within ten (10) calendar days after date of notification of contract award from the Authority. The proceeds of this check shall also become the property of the Authority if the undersigned bidder withdraws the bid within the period of 120 days after the date set for the opening thereof, unless otherwise required by law, and notwithstanding the award of the contract to another bidder. Otherwise, the check shall be returned to the undersigned.

Bidder: \_\_\_\_\_

Signature: \_\_\_\_\_

Date: \_\_\_\_\_

NOTE: If the bidder desires to use a bond instead of check, the Bid Bond form shall be executed and the sum of this bond shall be ten percent [10%] of the total amount of the bid.



**INFORMATION REQUIRED OF BIDDER**

The bidder is required to supply the following information. Additional sheets may be attached if necessary.

1. Name of Bidder: \_\_\_\_\_
2. Business Address: \_\_\_\_\_
3. Telephone (    ) \_\_\_\_\_ Fax (    ) \_\_\_\_\_ E-Mail \_\_\_\_\_
4. Type of Firm - Individual, Partnership or Corporation: \_\_\_\_\_
5. Corporation organized under the laws of state of: \_\_\_\_\_
6. Contractor's License No.: Class \_\_\_\_\_ Years \_\_\_\_\_ of Experience: \_\_\_\_\_
7. Expiration Date of License: \_\_\_\_\_
8. Is your firm a certified small business in California? Yes \_\_\_\_\_ No \_\_\_\_\_
9. List the names and addresses of all owners of the firm or names and titles of all officers of the corporation:  
\_\_\_\_\_  
\_\_\_\_\_



**INFORMATION REQUIRED OF BIDDER, PAGE 2**

10. Please list the following: a) All prior and current license numbers that the current owner(s) or officers possess or have possessed in the last five years and the current status of those license; b) any prior company names that the owner(s) had in operation during the previous five years.

Current Officers or Owners Name	Prior Company Names (During the last 5 years)	Prior and Current License Numbers	Status of License

*Note:* If additional space is required to detail the information requested, please attach another page. All information requested must be included. Failure to identify all of the information may result in your bid being found non-responsive and your bid being rejected.

11. List all construction projects (public and private) for which Bidder has provided general contractor services for the past three years:

Contract Type (Public or Private)	Project Description	Dates of Service	Total Cost	Name and Address of Owner	Contact Name and Phone Number



**Note:** If additional space is required to detail the information requested, please attach another page. All information requested must be included. Failure to identify all of the information, may result in your bid being found non-responsive and your bid being rejected.

12. List the name, address and phone number of Superintendent for this project:

\_\_\_\_\_

13. List all construction projects (public and private) for which Superintendent has provided services as a Superintendent for the past three years.

Contract Type (Public or Private)	Project Description	Dates of Service	Total Cost	Name and Address of Owner	Contact Name and Phone Number

Bidder hereby certifies that it:

\_\_\_\_\_ is a certified Disadvantaged Business Enterprise as defined herein.

\_\_\_\_\_ is not a Disadvantaged Business Enterprise as defined herein.

**NOTE:** If requested by the Authority, bidder shall furnish a certified financial statement, financial data, or other information and references sufficiently comprehensive to permit an appraisal of its current financial condition.

I hereby certify the above is true and correct to the best of my belief.

\_\_\_\_\_  
Signature

\_\_\_\_\_  
Name

\_\_\_\_\_  
Title

\_\_\_\_\_  
Company Name

\_\_\_\_\_  
Telephone Number

\_\_\_\_\_  
Fax Number

\_\_\_\_\_  
Email Address



**NOTICE OF REQUIREMENT FOR AFFIRMATIVE ACTION TO ENSURE  
EQUAL EMPLOYMENT OPPORTUNITY (EXECUTIVE ORDER 11246)**

1. The Bidders' attention is called to the "Equal Opportunity Clause" and the "Standard Federal Equal Employment Opportunity Construction Contract Specifications" set forth herein.
2. The goals and timetables for minority and female participation, expressed in percentage terms for the Contractor's aggregate work force in each trade on all construction work in the covered area, are as follows:

Timetable Goals for Minority Participation for Each Trade (11.9)

Goals for Female Participation in Each Trade (6.9)

These goals are applicable to all the Contractor's construction work (whether or not it is federal or federally assisted) performed in the covered area.

The Contractor's compliance with the Executive Order and the regulations in 41 C.F.R. Part 60-4 shall be based on its implementation of the Equal Opportunity Clause, specific affirmative action obligations required by the specifications set forth in 41 C.F.R. 60-4.3 (a), and its efforts to meet the goals established for the geographical area where the contract resulting from this solicitation is to be performed. The hours of minority and female employment and training must be uniform throughout the length of the contract, and in each trade, and the Contractor shall make a good faith effort to employ minorities and women evenly on each of its projects. The transfer of minority or female employees or trainees from contractor to contractor or from project to project for the sole purpose of meeting the contractor's goals shall be a violation of the contract, the Executive Order and the regulations in 41 C.F.R. Part 60-4. Compliance with the goals will be measured against the total work hours performed.

3. The Contractor shall provide written notification to the Director of the Office of Federal Contract Compliance Programs within ten (10) working days of award of any construction subcontract in excess of \$10,000 at any tier for construction work under the contract resulting from this solicitation. The notification shall list the name, address and telephone number of the subcontractor; employer identification number; estimated dollar amount of the subcontract; estimated starting and completion dates of the subcontract; and the geographical area in which the contract is to be performed.
4. As used in this Notice, and in the contract resulting from this solicitation, the "covered area" includes the County of Orange, California.



**BIDDER'S CERTIFICATE OF COMPLIANCE**  
**REGARDING**  
**WORKERS' COMPENSATION INSURANCE**

In conformance with current statutory requirements of Section 1860, et. seq., of the Labor Code of the State of California, the undersigned confirms the following certification:

"I am aware of the provisions of Section 3700 of the Labor Code which require every employer to be insured against liability for Workers' Compensation or to undertake self-insurance in accordance with the provisions of that code and I will comply with such provisions before commencing the performance of the work of this Contract."

Name of Bidder/Contractor: \_\_\_\_\_

Signature: \_\_\_\_\_

Title: \_\_\_\_\_

Date: \_\_\_\_\_



**BIDDER'S CERTIFICATE OF COMPLIANCE**  
**REGARDING**  
**STATE OF CALIFORNIA**  
**BUSINESS AND PROFESSIONS CODE SECTION 7028.15**

Contractor License Number: \_\_\_\_\_

Expiration Date of Contractor's License: \_\_\_\_\_

Each, every and all of the representations made by Bidder in the attached bid are true and correct.

Name of Bidder/Contractor: \_\_\_\_\_

Signed: \_\_\_\_\_

Title: \_\_\_\_\_

Subscribed to and sworn before me, a Notary Public in and for the State of California, on \_\_\_\_\_, 2022.

\_\_\_\_\_  
Notary Public

My commission expires on:

\_\_\_\_\_, 2022  
(NOTARY SEAL)



**LIST OF SUBCONTRACTORS (EXHIBIT D)**

List only the subcontractors, which will perform work or labor or render services to the bidder in excess of one-half of one percent (1/2 of 1%) of the bidder's total bid amount. Do not list alternative subcontractors for the same work. (Use additional sheets if necessary.)

<b>Name &amp; Address Under Which Subcontractor is Licensed</b>	<b>License Number</b>	<b>DIR Registration No.</b>	<b>Specific Description of Work to be Rendered</b>	<b>Small Business Y/N</b>	<b>Type</b>	<b>Dollar Amount</b>
						\$
						\$
						\$
						\$
						\$
						\$
<b>TOTAL VALUE OF SUBCONTRACTED WORK</b>						\$

Bidder's Name \_\_\_\_\_



### **STATUS OF PAST AND PRESENT CONTRACTS FORM**

On the form provided below, Offeror/Bidder shall list the status of past and present contracts where the firm has either provided services as a prime vendor or a subcontractor during the past five (5) years in which the contract has been the subject of or may be involved in litigation with the contracting authority. This includes, but is not limited to, claims, settlement agreements, arbitrations, administrative proceedings, and investigations arising out of the contract.

A separate form must be completed for each contract. Offeror/Bidder shall provide an accurate contact name and telephone number for each contract and indicate the term of the contract and the original contract value. Offeror/Bidder shall also provide a brief summary and the current status of the litigation, claims, settlement agreements, arbitrations, administrative proceedings, or investigations. If the contract was terminated, list the reason for termination.

Offeror/Bidder shall have an ongoing obligation to update the Authority with any changes to the identified contracts and any new litigation, claims, settlement agreements, arbitrations, administrative proceedings, or investigations that arise subsequent to the submission of the bid. Each form must be signed by an officer of the Offeror/Bidder confirming that the information provided is true and accurate.

<b>Project city/agency/other:</b>	
<b>Contact Name:</b>	<b>Phone:</b>
<b>Project Award Date:</b>	<b>Original Contract Value:</b>
<b>Term of Contract:</b>	
<b>(1) Litigation, claims, settlements, arbitrations, or investigations associated with contract:</b>	
<b>(2) Summary and Status of contract:</b>	
<b>(3) Summary and Status of action identified in (1):</b>	
<b>(4) Reason for termination, if applicable:</b>	

By signing this Form entitled "Status of Past and Present Contracts," I am affirming that all of the information provided is true and accurate.

\_\_\_\_\_  
Name

\_\_\_\_\_  
Signature

\_\_\_\_\_  
Title

\_\_\_\_\_  
Date



**Non-Collusion Affidavit**

To the Orange County Transportation Authority

In accordance with Title 23 United States Code Section 112 and Public Contract Code 7106 the bidder declares that the bid is not made in the interest of, or on the behalf of, any undisclosed person, partnership, company, association, organization or corporation; that the bid is genuine and not collusive or sham; that the bidder has not directly or indirectly induced or solicited any other bidder to put in a false or sham bid, or that anyone shall refrain from bidding; that the bidder has not in any manner, directly or indirectly, sought by agreement, communication, or conference with anyone to fix the bid price of the bidder or any other bidder, or to fix any overhead, profit, or cost element of the bid price, or of that of any bidder, or to secure any advantage against the public body awarding the contract of anyone interested in the proposed contract; that all statements contained in the bid are true; and, further, that the bidder has not, directly, or indirectly, submitted his or her bid price or any breakdown thereof, or the contents thereof, or divulged information or data relative thereto, or paid, and will not pay, any fee to any corporation, partnership, company association, organization, bid depository, or to any member or agent thereof to effectuate a collusive or sham bid.

Name of Bidder: \_\_\_\_\_

Signature: \_\_\_\_\_

Date: \_\_\_\_\_



**SECTION III: ADDITIONAL CONTRACTUAL EXHIBITS**



### **SECTION III. ADDITIONAL CONTRACTUAL EXHIBITS**

The following Exhibits will be attached to and incorporated into the signed Agreement resulting from this IFB.

#### **A. PERFORMANCE BOND**

The successful bidder shall furnish at its own expense a Performance Bond (Exhibit E) satisfactory to the Authority in the amount of one hundred percent (100%) of the full amount of the contract as a guarantee of good faith on behalf of the Contractor that the terms of the contract, including all warranty provisions, shall be complied with in every particular. The bond shall be issued by a corporation surety (not an individual surety) required in the state of California and registered to do business in the county of Orange. The bond shall not be issued from a corporation surety that requires a funds control, funds disbursement, or funds administration company for the issuance of the performance bond.

The bond shall specifically provide that if the Contractor, or its subcontractor, fails to fully perform that the surety or sureties will pay for the same in an amount not exceeding the amount specified in the bond and in case suit is brought against the Authority, that the surety will undertake the defense of same.

#### **B. PAYMENT BOND**

The successful bidder shall furnish a Payment Bond (Exhibit F) satisfactory to the Authority in the amount of one hundred percent (100%) of the full amount of the contract. Such bonds shall be in effect during the entire term of the contract and warranty and shall be issued directly by a corporate surety (not an individual surety) registered in the state of California and registered to do business in the county of Orange. The bond shall not be issued from a corporation surety that requires a funds control, funds disbursement, or funds administration company for the issuance of the performance bond.

The bond shall specifically provide that if the Contractor fails to pay for amounts due under the Employment Insurance Act that the surety or sureties will pay for the same in an amount not exceeding the amount specified in the bond and in case suit is brought against the Authority, that the surety will undertake the defense of same.

Pursuant to California Civil Code sections 9550 through 9554, in conjunction with the Bond and Undertaking Law (Code of Civil Procedure sections 995.010, et. seq.), Bidders must provide the following information as part of their payment bond; a certificate of Authority from the Orange County Clerks Office indicating that the insurer has not been surrendered, revoked, canceled, annulled, or suspended or, in the event that it has, that renewed Authority has been granted.



**C. GUARANTY**

The successful bidder shall also submit to the Authority the executed and notarized Guaranty form (Exhibit G) in this IFB.

All forms must be completed and submitted to the Contract Administrator responsible for this procurement within ten (10) calendar days of award notice by the Authority. Failure to submit the completed and signed forms will result in cancellation of the award.

**D. CONTRACT CHANGE ORDER**

The Authority's Contract Change Order form (Exhibit I) will be attached to and incorporated into the signed Agreement resulting from this IFB.



**PERFORMANCE BOND**

**KNOW ALL MEN BY THESE PRESENTS:**

That we, \_\_\_\_\_  
hereinafter referred to as "Contractor", as principal, and \_\_\_\_\_  
as surety, are held and firmly bound unto the Orange County Transportation Authority,  
State of California, in the sum \_\_\_\_\_  
Dollars, (\$ \_\_\_\_\_), lawful money of the United States of America,  
for the payment of which sum, well and truly to be made, we bind ourselves, jointly and  
severally, firmly by these presents.

The condition of the foregoing obligation is such that,

**WHEREAS**, said Contractor has been awarded and is about to enter into the annexed  
Agreement with the Orange County Transportation Authority for the **IFB 2-2210,**  
**"DRAINAGE PIPE REPAIR AT ANAHEIM BUS BASE CHASSIS WASH BAY,"** as  
specified in said Agreement, which is incorporated herein to this bond by reference, and  
is required under the terms of said Agreement to give this bond in connection with the  
execution thereof;

**NOW THEREFORE**, if the said Contractor shall well and truly do and perform all of the  
covenants and obligations of said Agreement on his part to be done and performed at the  
times and in the manner specified herein, then this obligation shall be null and void,  
otherwise it shall be and remain in full force and effect; and in the event said Contractor  
fails to fully perform all requirements in accordance with the terms and conditions of said  
Agreement, then surety shall enforce performance by the Contractor or shall pay the  
Orange County Transportation Authority for the same in an amount not exceeding the  
amount specified in this bond; and, further, if in the event suit is brought upon this bond  
then said surety shall pay the Orange County Transportation Authority for reasonable  
attorneys' fees to be fixed by the court;

**PROVIDED**, that any changes in the work to be done, or the material to be furnished,  
whether or not made pursuant to the terms of said contract, shall not in any way release  
either the Contractor or the surety there under, nor shall any extensions of time granted  
under the provisions of said contract release either the Contractor or the surety, and  
notice of such changes or extensions of the contract is hereby waived by the surety.

**WITNESS** our hands this \_\_\_\_\_ day of \_\_\_\_\_, 202\_\_.

(SEAL)

\_\_\_\_\_  
(Contractor)  
By \_\_\_\_\_

Approved:

\_\_\_\_\_  
(Title)

\_\_\_\_\_  
(SEAL)

\_\_\_\_\_  
(Surety)  
By \_\_\_\_\_



**PAYMENT BOND**

**KNOW ALL MEN BY THESE PRESENTS:**

That we, \_\_\_\_\_  
hereinafter referred to as "Contractor", as principal, and \_\_\_\_\_  
as surety, are held and firmly bound unto the Orange County Transportation Authority,  
State of California, in the sum \_\_\_\_\_  
Dollars, (\$ \_\_\_\_\_), lawful money of the United States of America, for  
the payment of which sum, well and truly to be made, we bind ourselves, jointly and  
severally, firmly by these presents.

The Condition of the foregoing obligation is such that,

**WHEREAS**, said Contractor has been awarded and is about to enter into the annexed Agreement with the ORANGE COUNTY TRANSPORTATION AUTHORITY for the **IFB 2-2210, "DRAINAGE PIPE REPAIR AT ANAHEIM BUS BASE CHASSIS WASH BAY,"** as specified in said Agreement, which is incorporated herein to this bond by reference, and is required under the terms of said Agreement to give this bond in connection with the execution thereof;

**NOW, THEREFORE**, if said Contractor or a subcontractor fails to pay any of the persons named in Section 9100 of the Civil Code of the State of California, or amounts due under the Unemployment Insurance Code with respect to work or labor performed under the contract, or for any amounts required to be deducted, withheld and paid over to the Employment Development Department from the wages of employees of said Contractor and subcontractors pursuant to Section 13020 of the Unemployment Insurance Code with respect to such work and labor, then said surety will pay for the same, in an amount not exceeding the sum specified in this bond, and also, in case suit is brought upon this bond, a reasonable attorney's fee, to be fixed by the court. This bond shall inure to the benefit of all persons named in Section 9100 of the Civil Code of the State of California so as to give a right of action to such persons or their assigns in any suit brought upon this bond. This bond shall be subject to and include all of the provisions of Title 3 of Part 64 of Division 4 of the Civil Code of California relating to Payment Bond for Public Works, including but not confined to, Civil Code Sections 8150 – 8154, inclusive and Sections 9550 - 9566, inclusive.

**PROVIDED**, that any changes in the work to be done or the material to be furnished, whether or not made pursuant to the terms of said contract, shall not in any way release either the Contractor or the surety thereunder, nor shall any extensions of time granted under the provisions of said contract release either the Contractor or the surety, and notice of such alterations or extensions of the contract is hereby waived by the surety.



**PAYMENT BOND, PAGE 2**

**WITNESS** our hands this \_\_\_\_\_ day of \_\_\_\_\_, 202\_\_.

(SEAL)

\_\_\_\_\_  
(Contractor)

By \_\_\_\_\_

\_\_\_\_\_  
(Title)

Approved:

\_\_\_\_\_  
(Surety)

\_\_\_\_\_  
(SEAL)

By \_\_\_\_\_



**GUARANTY**

The undersigned, as "Contractor," guarantees to the Orange County Transportation Authority that the materials furnished and the completed installation work, and the related work performed by the Contractor pursuant to Agreement No. **C-2-2210, "DRAINAGE PIPE REPAIR AT ANAHEIM BUS BASE CHASSIS WASH BAY"**.

- A. For a period of one (1) year from the date of completion, as evidenced by the date of final acceptance of the work by the Authority, the Contractor warrants to the Authority that work performed and materials furnished under this Contract conforms to the Contract requirements and shall be free from any defect in design, material or workmanship performed by the Contractor or its subcontractors or suppliers. Notwithstanding the foregoing, Contractor shall not be liable for any defects of design, material or equipment provided by Authority.
- B. Under this guaranty, the Contractor shall remedy at its own expense any such failure to conform or any such defect.
- C. Nothing in the above intends or implies that this warranty shall apply to work, which has been abused or neglected by the Authority.
- D. This guaranty shall be in addition to the other guarantees and warranties specified in the Agreement and shall be enforceable concurrently with, or in lieu of, said other guarantees.

Should any of the materials or equipment prove defective or should the work as a whole prove defective, due to faulty workmanship, material furnished or methods of installation, or should the work or any part thereof fail to operate properly as originally intended and in accordance with the plans and specifications, due to any of the above causes, all within twelve (12) months after the date on which the work is accepted by the Authority, the undersigned agrees to reimburse the Authority, upon demand, for its expenses incurred in restoring any such equipment or materials replaced and the cost of removing and replacing any other work without cost to the Authority so that said work will function correctly as originally contemplated.

The Authority shall have the unqualified option to make any needed replacements or repairs itself or to have such replacements or repairs done by the undersigned. In the event the Authority elects to have said work performed by the undersigned, the undersigned agrees that the repairs shall be made and such materials as are necessary shall be furnished and installed within a reasonable time after the receipt of demand from the Authority. If the undersigned shall fail or refuse to comply with its obligations under this guaranty, the Authority shall be entitled to all costs and expenses, including attorneys' fees, reasonably incurred by reasons of the said failure or refusal.



**GUARANTY, PAGE 2**

Subscribed and sworn to before me	_____
	Name
this ____ day of _____, 202__	_____
	Title
Seal of Notary	_____
	Signature
_____	_____
	Notary PublicDate





**CONTRACT  
CHANGE  
ORDER**

**IFB 2-2210  
EXHIBIT I**

**DATE:**

PROJECT	OCTA NO	CONTRACT NO.	SUPPL NO.	CHANGE REQUESTED BY:
			N/A	<input type="checkbox"/> OWNER <input type="checkbox"/> CONTRACTOR
TO: TITLE:		ACCOUNT CODE	OTHER ID	

*You are hereby directed to make the herein described changes from the plans and specifications or do the following work not included in the plans and specifications on this contract. NOTE: This change order is not effective until approved by the Orange County Transportation Authority's Manager of Contracts Administration and Materials Management or in the case of change orders in excess of \$210,000.00 the Orange County Transportation Authority's Chief Executive Officer. Describe work to be performed, estimate of quantities, and prices to be paid. Segregate between additional work at contract price, agreed price, and force account. Unless otherwise stated, rates for rental equipment cover only such time as equipment is actually used and no allowance will be made for idle time.*

**Change Work Description:**

**MODIFICATIONS DUE TO THIS CHANGE ORDER:**

**TIME: 0** CALENDER DAYS

**PRICE: \$0.00**

☐ INCREASE ☐ DECREASE

APPROVAL RECOMMENDED BY:	RESIDENT ENGINEER	DATE
APPROVAL RECOMMENDED BY:	PROJECT MANAGER	DATE
APPROVAL RECOMMENDED BY:	DIRECTOR OF RAIL PROGRAMS	DATE
APPROVAL RECOMMENDED BY:	EXECUTIVE DIRECTOR OF CAPITAL PROGRAMS	DATE
APPROVAL RECOMMENDED BY:	GENERAL COUNSEL	DATE
APPROVED BY:	CONTRACTS ADMINISTRATION AND MATERIALS MANAGEMENT	DATE
APPROVED BY:	CHIEF EXECUTIVE OFFICER	DATE

We, the Undersigned Contractor, have given careful consideration to the change and hereby agree that we will provide all equipment, furnish all materials, except as may otherwise be noted above, and perform all services necessary for the work above specified, and will therefore accept as full payment the prices shown above. Additionally, we agreed that the compensation (time and cost) set forth in this Change Order comprises the total compensation due the Contractor, and all the Subcontractors and all Suppliers, for the work or change defined in this Change Order, including all impact on any unchanged work. By signing this Change Order, the Contractor acknowledges and agrees, on behalf of themselves, all Subcontractors and all Suppliers, that the stipulated compensation includes payment for all work contained in this Change Order, plus all payments for interruption of schedules, extended overhead costs, delay, and all impact, ripple effect or cumulative impact on all other work under the Contract. The signing of this Change Order shall indicate that the Change Order constitutes the total equitable adjustment owed to the Contractor, all Subcontractors and all Suppliers, and the Contractor agrees to waive all rights, without exception or reservation of any kind whatsoever, to file any further claim or request for equitable adjustment of any type, for any reasonably foreseeable cause that shall arise out of or as a result of this Change Order or the impact of this Change Order on the remainder of the work under this Contract.

ACCEPTED BY:	CONTRACTOR	DATE
	NAME	TITLE

If the Contractor does not sign acceptance of this order, their attention is directed to the requirements of the specifications as to proceeding with the ordered work and filing a written protest within the time therein specified.



**SECTION IV: AGREEMENT**



1 **AGREEMENT NO. C-2-2210**

2 **BETWEEN**

3 **ORANGE COUNTY TRANSPORTATION AUTHORITY**

4 **AND**

5 \_\_\_\_\_  
6 **THIS AGREEMENT** is effective this \_\_\_\_ day of \_\_\_\_\_, 2022 ("Effective  
7 Date"), by and between the Orange County Transportation Authority, 550 South Main Street, P.O. Box  
8 14184, Orange, CA 92863-1584, a public corporation of the State of California (hereinafter referred to as  
9 "AUTHORITY"), and \_\_\_\_\_ (hereinafter referred to as "CONTRACTOR").

10 **WITNESSETH:**

11 **WHEREAS**, AUTHORITY has determined that it requires drainage pipe repair at the  
12 AUTHORITY's Anaheim Bus Base chassis wash bay; and

13 **WHEREAS**, said work cannot be performed by the regular employees of AUTHORITY; and

14 **WHEREAS**, CONTRACTOR has represented that it has the requisite personnel, experience,  
15 material, and equipment and is otherwise qualified to perform such services; and

16 **WHEREAS**, CONTRACTOR wishes to perform these services; and

17 **WHEREAS**, the AUTHORITY's Board of Directors authorized this Agreement on \_\_\_\_\_.

18 **NOW, THEREFORE**, it is mutually understood and agreed by AUTHORITY and CONTRACTOR  
19 as follows:

20 **ARTICLE 1. COMPLETE AGREEMENT**

21 A. This Agreement, including all exhibits and other documents incorporated herein and made  
22 applicable by reference, constitutes the complete and exclusive statement of the terms and conditions of  
23 the agreement between AUTHORITY and CONTRACTOR and it supersedes all prior representations,  
24 understandings and communications. The invalidity in whole or in part of any term or condition of this  
25 Agreement shall not affect the validity of other terms or conditions.

26 /



1 B. AUTHORITY's failure to insist in any one or more instances upon the performance of any  
2 terms or conditions of this Agreement shall not be construed as a waiver or relinquishment of  
3 AUTHORITY's right to such performance by CONTRACTOR or to future performance of such terms or  
4 conditions and CONTRACTOR's obligation in respect thereto shall continue in full force and effect.  
5 CONTRACTOR shall be responsible for having taken steps reasonably necessary to ascertain the nature  
6 and location of the work, and the general and local conditions, which can affect the work or the cost  
7 thereof. Any failure by CONTRACTOR to do so will not relieve it from responsibility for successfully  
8 performing the work without additional expense to AUTHORITY.

9 C. AUTHORITY assumes no responsibility for any understanding or representations concerning  
10 conditions made by any of its officers, employees or agents prior to the execution of this Agreement,  
11 unless such understanding or representations by AUTHORITY are expressly stated in this Agreement.

12 D. Time shall be of the essence hereunder; but CONTRACTOR shall perform work hereunder  
13 only to the minimum extent consistent with requirements herein.

14 E. Changes to any portion of this Agreement shall not be binding upon AUTHORITY except  
15 when specifically confirmed in writing by an authorized representative of AUTHORITY and issued in  
16 accordance with the provisions of this Agreement.

17 **ARTICLE 2. AUTHORITY DESIGNEE**

18 The Chief Executive Officer of AUTHORITY, or designee, shall have the authority to act for and  
19 exercise any of the rights of AUTHORITY as set forth in this Agreement.

20 **ARTICLE 3. SCOPE OF WORK**

21 CONTRACTOR shall provide all labor, equipment, materials and facilities necessary for all work  
22 related to at the AUTHORITY's in strict compliance with all the requirements specified herein and in:

23 Exhibit A, entitled "General Provisions";

24 Addendum No's ;

25 Exhibit B, entitled "Specifications";

26 Exhibit C, entitled "List of Drawings";



Exhibit D, entitled "List of Subcontractors";  
 Exhibit E, entitled "Performance Bond";  
 Exhibit F, entitled "Payment Bond";  
 Exhibit G, entitled "Guaranty";  
 Exhibit H, entitled "Level 3 Safety Specifications"; and  
 Exhibit I, entitled "Contract Change Order";

all of which documents are attached to and, by this reference, incorporated in and made a part of this Agreement. By this reference, also incorporated in and made a part of this Agreement are all applicable provisions of IFB and all representations made by CONTRACTOR in its original bid to AUTHORITY, including, but not limited to, CONTRACTOR's certifications relative to Workers' Compensation Insurance, and compliance with Section 7028.15 of the State of California Business and Professions Code.

**ARTICLE 4. DELIVERY / RECOVERY SCHEDULE**

A. CONTRACTOR shall fully complete the herein above described work within (75) calendar days from the effective date of written Notice to Proceed (NTP) issued by AUTHORITY. CONTRACTOR shall give AUTHORITY not less than seventy-two (72) hours advance notice of the start of any work. Within five (5) calendar days after said notice, CONTRACTOR shall provide any construction schedules as may be requested by AUTHORITY.

B. If at any time, the critical path schedule reflects -30 or a greater negative number of days of total float, then CONTRACTOR, within ten days after CONTRACTOR first becomes aware of such schedule delay, shall prepare and submit to AUTHORITY for review and approval a Recovery Schedule demonstrating CONTRACTOR's proposed plan to regain lost schedule progress and to achieve the original contractual milestones in accordance with the Contract. AUTHORITY shall notify CONTRACTOR within ten days after receipt of each such Recovery Schedule whether the schedule is deemed accepted or rejected. Within five days after AUTHORITY's rejection of the schedule, CONTRACTOR will resubmit a revised Recovery Schedule incorporating AUTHORITY's comments. When AUTHORITY accepts CONTRACTOR's Recovery Schedule, CONTRACTOR shall, within five



1 days after AUTHORITY's acceptance, incorporate and fully include such schedule into the Project  
2 Schedule and deliver it to AUTHORITY.

3 C. All costs incurred by CONTRACTOR in preparing, implementing and achieving the Recovery  
4 Schedule shall be borne by CONTRACTOR and shall not result in a change to the contract price.

5 D. In the event that CONTRACTOR fails to provide an acceptable Recovery Schedule within 30  
6 days of CONTRACTOR's receipt of a notice to do so, CONTRACTOR shall have no right to receive  
7 progress payments until CONTRACTOR has prepared and AUTHORITY has approved such Recovery  
8 Schedule.

9 **ARTICLE 5. START OF WORK**

10 CONTRACTOR shall incur no costs, and shall not perform or furnish any work, services, materials  
11 or equipment under this Agreement, unless and until a written Notice to Proceed has been given to  
12 CONTRACTOR by AUTHORITY. Conditions precedent to AUTHORITY issuing said Notice to Proceed  
13 are CONTRACTOR furnishing the Exhibit E "Performance Bond," Exhibit F "Payment Bond," Exhibit G  
14 "Guaranty," and certificates of insurance as set forth in Article 10 hereunder. CONTRACTOR shall furnish  
15 said documents within ten (10) calendar days after notification of contract award from AUTHORITY.  
16 Upon receipt of acceptable bonds, guaranty, and insurance certificates, AUTHORITY will within ten (10)  
17 working days thereafter issue the written Notice to Proceed.

18 **ARTICLE 6. PAYMENT**

19 A. For CONTRACTOR's full and complete performance of its obligations under this Agreement,  
20 and subject to the maximum cumulative payment obligation provision set forth in Article 7, AUTHORITY  
21 shall pay CONTRACTOR the firm fixed sum of \_\_\_\_\_Dollars (\$\_\_\_\_\_.00).

22 B. Progress payments and the final payment will be made by AUTHORITY to CONTRACTOR  
23 in accordance with the terms as set forth in Exhibit A, "General Provisions," under the "Progress  
24 Payments" and "Final Payment and Claims" sections therein. The acceptance by CONTRACTOR of  
25 AUTHORITY's final payment hereunder shall constitute a waiver of all claims against AUTHORITY under  
26 or arising out of this herein Agreement, as such may from time to time be amended.



C. Failure by AUTHORITY to pay amount in dispute shall not alleviate, diminish or modify in any respect the CONTRACTOR's obligation to achieve final acceptance of and all work in accordance with the contract documents, and CONTRACTOR shall not cease or slow down its performance under this Agreement on account of any such amount in dispute. CONTRACTOR shall proceed as directed by AUTHORITY pending resolution of dispute. Upon resolution of dispute, each party shall promptly pay any amount owing.

**ARTICLE 7. MAXIMUM OBLIGATION**

Notwithstanding any provisions of this Agreement to the contrary, AUTHORITY and CONTRACTOR mutually agree that AUTHORITY's maximum cumulative payment obligation hereunder (including obligation for CONTRACTOR 's profit), shall be \_\_Dollars (\$\_\_\_\_\_.00), which shall include all amounts payable to CONTRACTOR for its subcontracts, leases, materials and costs arising from, or due to termination of, this Agreement.

**ARTICLE 8. NOTICES**

All notices hereunder and communications regarding the interpretation of the terms of this Agreement, or changes thereto, shall be effected by delivery of said notices in person or by depositing said notices in the U.S. mail, registered or certified mail, returned receipt requested, postage prepaid and addressed as follows:

/

/

/

/

/

/

/

/

/



To CONTRACTOR:		To AUTHORITY:	
		Orange County Transportation Authority	
		550 South Main Street	
		P.O. Box 14184	
		Orange, CA 92863-1584	
ATTENTION:		ATTENTION:	Megan Bornman
Title:		Title:	Contract Administrator
Phone:		Phone: (714) 560 - 5604	
Email:		Email: mbornman@octa.net	
		Cc: George Olivo, Project Manager	
		Phone: (714) 560 - 5872	
		Email: golivo@octa.net	

**ARTICLE 9. INDEPENDENT CONTRACTOR**

A. CONTRACTOR's relationship to AUTHORITY in the performance of this Agreement is that of an independent contractor. CONTRACTOR's personnel performing work under this Agreement shall at all times be under CONTRACTOR's exclusive direction and control and shall be employees of CONTRACTOR and not employees of AUTHORITY. CONTRACTOR shall pay all wages, salaries and other amounts due its employees in connection with this Agreement and shall be responsible for all reports and obligations respecting them, such as social security, income tax withholding, unemployment compensation, workers' compensation and similar matters.

B. Should CONTRACTOR's personnel or a state or federal agency allege claims against AUTHORITY involving the status of AUTHORITY as employer, joint or otherwise, of said personnel, or allegations involving any other independent contractor misclassification issues, CONTRACTOR shall defend and indemnify AUTHORITY in relation to any allegations made.

/

/



**ARTICLE 10. INSURANCE**

A. CONTRACTOR shall procure and continuously maintain in full force and affect through contract completion, insurance coverages specified herein. Coverages shall not be subject to self-insurance provisions. CONTRACTOR shall provide the following insurance coverage:

1. Commercial General Liability, to include Products/Completed Operations, Independent Contractors', Contractual Liability, and Personal Injury, and Property Damage with a minimum limit of \$1,000,000 per occurrence and \$2,000,000 general aggregate.

2. Automobile Liability to include owned, hired and non-owned autos with a combined single limit of \$1,000,000 each accident;

3. Workers' Compensation with limits as required by the State of California, including waiver of subrogation, in favor of AUTHORITY, its officers, directors, employees and agents.

4. Builders All Risk policy or course of construction including earthquake and flood coverage with minimum limits of \$106,000.

5. Employers' Liability with minimum limits of \$1,000,000.

B. Prior to commencement of any work hereof, CONTRACTOR shall furnish to AUTHORITY's Contract Administrator broker-issued insurance certificate showing the required insurance coverages and further providing that:

1. AUTHORITY, its officers, directors, employees and agents must be named as additional insured on Commercial General Liability and Automobile Liability policy with respect to performance hereunder; and

2. The coverage shall be primary and noncontributory as to any other insurance with respect to performance hereunder; and

3. Thirty (30) days prior written notice of cancellation or material change be given to AUTHORITY.

In addition, CONTRACTOR shall provide insurance policy blanket endorsement.

/



1 C. "Occurrence," as used herein, means any event or related exposure to conditions, which  
2 result in bodily injury or property damage.

3 D. The Certificate of Insurance shall reference Agreement Number C-2-2210 and, the Contract  
4 Administrator's Name, Megan Bornman.

5 E. Upon AUTHORITY's request, certified, true and exact copies of each of the insurance policies  
6 shall be provided to AUTHORITY.

7 F. AUTHORITY shall notify CONTRACTOR in writing of any changes in the requirements to  
8 insurance required to be provided by CONTRACTOR. Except as set forth in this Article, any additional  
9 cost from such change shall be paid by AUTHORITY and any reduction in cost shall reduce the contract  
10 price pursuant to a change order.

11 G. CONTRACTOR shall also include in each subcontract the stipulation that subcontractors shall  
12 maintain coverage in the amounts required as provided in this Agreement.

13 H. CONTRACTOR shall be required to immediately notify AUTHORITY of any modifications or  
14 cancellation of any required insurance policies.

15 **ARTICLE 11. BONDS**

16 A. By submitting Exhibit E, entitled "Performance Bond," and Exhibit F, entitled "Payment Bond,"  
17 CONTRACTOR shall satisfy AUTHORITY's requirements that CONTRACTOR deposit with AUTHORITY  
18 bonds with values in the sum of 100 percent of this Agreement's price to cover CONTRACTOR's failure  
19 to fully perform hereunder and CONTRACTOR's failure to pay its labor, material or failure to comply with  
20 Article 32 of this Agreement, in performing hereunder. If the contract price is increased in connection  
21 with a Change Order, the AUTHORITY may, in its sole discretion, require a corresponding increase in  
22 the amount of the Performance and Payment bonds or new bonds covering the Change Order work.

23 B. Notwithstanding any other provision set forth in this Agreement, performance by a Surety or  
24 Guarantor of any obligations of CONTRACTOR shall not relieve CONTRACTOR of any of its obligations  
25 thereunder.

26 /



**ARTICLE 12. ORDER OF PRECEDENCE**

Conflicting provisions hereof, if any, shall prevail in the following descending order of precedence:  
 (1) the provisions of this Agreement, including its exhibits; (2) the provisions of IFB 2-2210 including all Addendums; (3) the bid submitted to AUTHORITY by CONTRACTOR in response to said IFB; and (4) any other documents, cited herein or incorporated by reference. In the event of conflicting provisions of Exhibit B ("Specifications"), and Exhibit C ("List of Drawings"), Project Specifications shall take precedence.

**ARTICLE 13. CHANGES**

A. By written notice or order, AUTHORITY may, from time to time, order work suspension and/or make any change in the general scope of this Agreement, including, but not limited to, changes in the drawings, specifications, schedules (either deceleratory or acceleratory) or any other particular of the specifications or provisions of this Agreement. If any such work suspension or change causes an increase or decrease in the price or time required for performance, CONTRACTOR shall promptly notify AUTHORITY thereof and assert its claim for adjustment within ten (10) calendar days after the change or work suspension is ordered, and an equitable adjustment shall be negotiated. However, nothing in this clause shall excuse CONTRACTOR from proceeding immediately with the Agreement as changed. Changes will be made in accordance with the terms as set forth in Exhibit A, "General Provisions," paragraph F, Extra Work and Changes, by written Change Order.

B. No claims by CONTRACTOR for equitable adjustment hereunder shall be allowed if asserted after final payment under this Agreement.

C. Any work done beyond the technical provisions specified in this Agreement, or any extra work done without AUTHORITY's written authority, will be considered unauthorized work and will not be paid for. Upon order of AUTHORITY's Engineer or its designee, unauthorized work shall be remedied, removed or replaced at CONTRACTOR's expense.

/

/



**ARTICLE 14. MODIFICATION PROPOSALS-PRICE BREAKDOWN**

CONTRACTOR, in connection with any proposal it makes for an agreement modification, shall furnish a price breakdown, itemized as required by AUTHORITY. Unless otherwise directed, the breakdown shall be in sufficient detail to permit an analysis of all material, labor, equipment, subcontract and overhead costs, as well as profit, and shall cover all work involved in the modification, whether such work was deleted, added or changed. Any amount claimed for subcontracts shall be supported by a similar price breakdown. In addition, if the proposal includes a time extension, a justification therefore shall also be furnished. The proposal, together with the price breakdown and time extension justification, shall be furnished by the date specified by AUTHORITY.

**ARTICLE 15. DISPUTES**

A. Except as otherwise provided in this Agreement, when a dispute arises between CONTRACTOR and AUTHORITY, the project managers shall meet to resolve the issue. If project managers do not reach a resolution, the dispute will be decided by AUTHORITY's Director of Contracts Administration and Materials Management (CAMP), who shall reduce the decision to writing and mail or otherwise furnish a copy thereof to CONTRACTOR. The decision of the Director, CAMP, shall be the final and conclusive administrative decision.

B. Pending final decision of a dispute hereunder, CONTRACTOR shall proceed diligently with the performance of this Agreement and in accordance with the decision of AUTHORITY's Director, CAMP. Nothing in this Agreement, however, shall be construed as making final the decision of any AUTHORITY official or representative on a question of law, which questions shall be settled in accordance with the laws of the State of California.

**ARTICLE 16. TERMINATION FOR CONVENIENCE**

A. AUTHORITY may terminate this Agreement for its convenience at any time in whole or in part, by giving CONTRACTOR written notice thereof. AUTHORITY shall terminate by delivering to CONTRACTOR a written Notice of Termination for Convenience specifying the extent of termination and its effective date. Upon termination, AUTHORITY shall pay CONTRACTOR its allowable costs incurred



to date of that portion terminated. The rights, duties and obligations of the parties shall be construed in accordance with the applicable provisions of CFR Title 48, Chapter 1, Part 49, of the Federal Acquisition Regulation (FAR) and specific subparts and other provisions thereof applicable to termination for convenience. If AUTHORITY sees fit to terminate this Agreement for convenience, said notice shall be given to CONTRACTOR in accordance with the provisions of the FAR referenced above and Article 8, herein. Upon receipt of said notification, CONTRACTOR shall immediately proceed with all obligations, regardless of any delay in determining or adjusting any amounts due under this Article, and agrees to comply with all applicable provisions of the FAR pertaining to termination for convenience.

**ARTICLE 17. TERMINATION FOR DEFAULT-DAMAGES FOR DELAY-TIME EXTENSIONS**

A. If CONTRACTOR refuses or fails to prosecute the work, or any separable part thereof, with such diligence as will ensure its completion within the time specified in this Agreement, or any extension thereof, or fails to complete said work within such time, AUTHORITY may, by written notice to CONTRACTOR, terminate CONTRACTOR's right to proceed with the work or such part of the work as to which there has been delay. In such event, AUTHORITY may take over the work and prosecute the same to completion, by Agreement or otherwise, and may take possession of and utilize in completing the work such materials, appliances and plant as may be on the site of the work and necessary therefore. Whether or not CONTRACTOR's right to proceed with the work is terminated, it and its sureties shall be liable for any damage to AUTHORITY resulting from its refusal or failure to complete the work within the specified time.

B. If AUTHORITY so terminates CONTRACTOR's right to proceed, the resulting damage will consist of such liquidated damages as set forth in the Article 31 in this Agreement entitled "Liquidated Damages," until such reasonable time as may be required for final completion of the work together with any increased costs occasioned AUTHORITY in completing the work. If AUTHORITY does not so terminate CONTRACTOR's right to proceed, the resulting damage will consist of such liquidated damages until the work is completed or accepted.

/



1 C. CONTRACTOR's right to proceed shall not be so terminated nor the CONTRACTOR charged  
2 with resulting damage if:

3 1. The delay in completing the work arises from unforeseeable causes beyond the  
4 control and without the fault or negligence of CONTRACTOR, including but not restricted to, acts of God,  
5 acts of the public enemy, acts or omissions of AUTHORITY, acts of another CONTRACTOR in the  
6 performance of an Agreement with AUTHORITY, fires, floods, epidemics, quarantine restrictions, freight  
7 embargoes, unusually severe weather, or delays of subcontractors or suppliers arising from  
8 unforeseeable causes beyond the control and without the fault or negligence of both CONTRACTOR and  
9 such subcontractors or suppliers; and

10 2. CONTRACTOR, within ten (10) calendar days from the beginning of any such delay,  
11 notifies AUTHORITY in writing of the causes of delay. AUTHORITY shall ascertain the facts and the  
12 extent of the delay and extend the time for completing the work when, in its judgment, the findings of fact  
13 justify such an extension, and its findings of fact shall be final and conclusive on the parties, subject only  
14 to appeal as provided in the "Disputes" clause of this Agreement. Any such time extensions will not  
15 become effective until approved by AUTHORITY's Engineer in writing. AUTHORITY's Engineer will  
16 furnish CONTRACTOR a weekly statement showing the number of calendar days charged to the  
17 Agreement for the preceding week, the number of calendar days of time extensions being considered or  
18 approved, the number of calendar days originally specified for the completion of this Agreement and the  
19 number of calendar days remaining to complete this Agreement, and the extended date for completion  
20 thereof.

21 3. Should at any time extensions be included by AUTHORITY's Engineer on the Weekly  
22 Statement of Contract Calendar Days, a change order covering the sum total of the time extensions will  
23 be issued to CONTRACTOR at periodic intervals during the project.

24 D. If, after notice of termination of CONTRACTOR's right to proceed under the provisions of this  
25 clause, it is determined for any reason that CONTRACTOR was not in default under the provisions of this  
26 clause, or that the delay was excusable under the provisions of this clause, the rights and obligations of



1 the parties shall be the same as if the notice of termination had been issued pursuant to Article 16, entitled  
2 "Termination for Convenience."

3 E. The rights and remedies of AUTHORITY provided in this clause are in addition to any other  
4 rights and remedies provided by law or under this Agreement.

5 F. As used in paragraph C.1 of this Article, the term "subcontractors or suppliers," means  
6 subcontractors or suppliers at any tier.

7 **ARTICLE 18. INDEMNIFICATION**

8 CONTRACTOR shall indemnify, defend, and hold harmless AUTHORITY, its officers, directors,  
9 employees and agents from and against any and all claims (including attorneys' fees and reasonable  
10 expenses for litigation or settlement) for any loss, costs, penalties, fines, damages, bodily injuries,  
11 including death, damage to or loss of use of property, arising out of, resulting from, or in connection with  
12 the performance of CONTRACTOR, its officers, directors, employees, agents, subcontractors or  
13 suppliers under the Agreement. Notwithstanding the foregoing, such obligation to defend, hold harmless,  
14 and indemnify AUTHORITY, its officers, directors, employees and agents shall not apply to such claims  
15 or liabilities arising from the sole or active negligence or willful misconduct of AUTHORITY.

16 **ARTICLE 19. ASSIGNMENTS AND SUBCONTRACTS**

17 A. Neither this Agreement nor any interest herein nor claim hereunder may be assigned by  
18 CONTRACTOR either voluntarily or by operation of law. CONTRACTOR shall not have the right to make  
19 any substitutions of any subcontractor listed in Exhibit D, entitled "List of Subcontractors," except in  
20 accordance with the provisions of the Subletting and Subcontractors Fair Practices Act, Public Contract  
21 Code section 4100 et. seq. AUTHORITY's consent shall not be deemed to relieve CONTRACTOR of  
22 its obligation to fully comply with the requirements of this Agreement.

23 B. CONTRACTOR shall be fully responsible to AUTHORITY for all acts and omissions of its own  
24 employees, and of subcontractors and their employees. CONTRACTOR shall coordinate the work  
25 performed by subcontractor.

26 /



C. AUTHORITY shall have the right, but not the obligation, to review the form of subcontract used by CONTRACTOR for the project and to require modifications thereto to conform to the requirements set forth herein.

**ARTICLE 20. AUDIT AND INSPECTION OF RECORDS**

CONTRACTOR shall provide AUTHORITY, or other agents of the AUTHORITY, such access to CONTRACTOR's accounting books, records, payroll documents and facilities of the CONTRACTOR which are directly pertinent to this Agreement for the purposes of examining, auditing and inspecting all accounting books, records, work data, documents and activities related hereto. CONTRACTOR shall maintain such books, records, data and documents in accordance with generally accepted accounting principles and shall clearly identify and make such items readily accessible to such parties during CONTRACTOR's performance hereunder and for a period of four (4) years from the date of final payment by AUTHORITY, except in the event of litigation or settlement of claims arising from the performance of this Agreement, in which case CONTRACTOR agrees to maintain same until AUTHORITY, or any of their duly authorized representatives, have disposed of all such litigation, appeals, claims or exceptions related thereto. AUTHORITY's right to audit books and records directly related to this Agreement shall also extend to all first-tier subcontractors. CONTRACTOR shall permit any of the foregoing parties to reproduce documents by any means whatsoever or to copy excerpts and transcriptions as reasonably necessary.

**ARTICLE 21. CONFLICT OF INTEREST**

CONTRACTOR agrees to avoid organizational conflicts of interest. An organizational conflict of interest means that due to other activities, relationships or contracts, the CONTRACTOR is unable, or potentially unable to render impartial assistance or advice to the AUTHORITY; CONTRACTOR's objectivity in performing the work identified in the Scope of Work is or might be otherwise impaired; or the CONTRACTOR has an unfair competitive advantage. CONTRACTOR is obligated to fully disclose to the AUTHORITY in writing Conflict of Interest issues as soon as they are known to the CONTRACTOR.

/



1 All disclosures must be submitted in writing to AUTHORITY pursuant to the Notice provision herein. This  
2 disclosure requirement is for the entire term of this Agreement.

3 **ARTICLE 22. CODE OF CONDUCT**

4 CONTRACTOR agrees to comply with the AUTHORITY's Code of Conduct as it relates to Third-  
5 Party contracts which is hereby referenced and by this reference is incorporated herein. CONTRACTOR  
6 agrees to include these requirements in all of its subcontracts.

7 **ARTICLE 23. PROHIBITION ON PROVIDING ADVOCACY SERVICES**

8 CONSULTANT and all subconsultants performing work under this Agreement, shall be  
9 prohibited from concurrently representing or lobbying for any other party competing for a  
10 contract with AUTHORITY, either as a prime consultant or subconsultant. Failure to refrain  
11 from such representation may result in termination of this Agreement.

12 **ARTICLE 24. FEDERAL, STATE AND LOCAL LAWS**

13 CONTRACTOR warrants that in the performance of this Agreement it shall comply with all  
14 applicable federal, state and local laws, statutes and ordinances and all lawful orders, rules and  
15 regulations promulgated thereunder.

16 **ARTICLE 25. EQUAL EMPLOYMENT OPPORTUNITY**

17 In connection with its performance under this Agreement, CONTRACTOR agrees that it shall not  
18 discriminate against any employee or applicant for employment because of race, religion, color, sex, age  
19 or national origin. CONTRACTOR shall take affirmative action to ensure that applicants are employed,  
20 and that employees are treated during their employment, without regard to their race, religion, color, sex,  
21 age or national origin. Such actions shall include, but not be limited to, the following: employment,  
22 upgrading, demotion or transfer; recruitment or recruitment advertising; layoff or termination; rates of pay  
23 or other forms of compensation; and selection for training, including apprenticeship.

24 **ARTICLE 26. FINISHED AND PRELIMINARY DATA**

25 A. All of CONTRACTOR's finished technical data, including but not limited to illustrations,  
26 photographs, tapes, software, software design documents, including without limitation source code,



binary code, all media, technical documentation and user documentation, photoprints and other graphic information required to be furnished under this Agreement, shall be AUTHORITY's property upon payment and shall be furnished with unlimited rights and, as such, shall be free from proprietary restriction except as elsewhere authorized in this Agreement. CONTRACTOR further agrees that it shall have no interest or claim to such finished, AUTHORITY-owned, technical data; furthermore, said data is subject to the provisions of the Public Records Act.

B. It is expressly understood that any title to preliminary technical data is not passed to AUTHORITY but is retained by CONTRACTOR. Preliminary data includes roughs, visualizations, software design documents, layouts and comprehensives prepared by CONTRACTOR solely for the purpose of demonstrating an idea or message for AUTHORITY's acceptance before approval is given for preparation of finished artwork. Preliminary data title and right thereto shall be made available to AUTHORITY if CONTRACTOR causes AUTHORITY to exercise Article 17, and a price shall be negotiated for all preliminary data.

#### **ARTICLE 27. PRIVACY ACT**

CONTRACTOR shall comply with, and assures the compliance of its employees with, the information restrictions and other applicable requirements of the Privacy Act of 1974, 5 U.S.C. §552a. Among other things, CONTRACTOR agrees to obtain the express consent of the Federal Government before CONTRACTOR or its employees operate a system of records on behalf of the Federal Government. CONTRACTOR understands the requirements of the Privacy Act, including the civil and criminal penalties for violation of that Act, apply to those individuals involved, and that failure to comply with the terms of the Privacy Act may result in termination of the underlying Agreement.

#### **ARTICLE 28. OWNERSHIP OF REPORTS AND DOCUMENTS**

A. The originals of all letters, documents, reports and other products and data produced under this Agreement shall be delivered to, and become the property of AUTHORITY. Copies may be made for CONTRACTOR'S records but shall not be furnished to others without written authorization from

/



AUTHORITY. Such deliverables shall be deemed works made for hire and all rights in copyright therein shall be retained by AUTHORITY.

B. All ideas, memoranda, specifications, plans, manufacturing, procedures, drawings, descriptions, and all other written information submitted to CONTRACTOR in connection with the performance of this Agreement shall not, without prior written approval of AUTHORITY, be used for any purposes other than the performance under this Agreement, nor be disclosed to an entity not connected with the performance of the project. CONTRACTOR shall comply with AUTHORITY's policies regarding such material. Nothing furnished to CONTRACTOR, which is otherwise known to CONTRACTOR or is or becomes generally known to the related industry shall be deemed confidential. CONTRACTOR shall not use AUTHORITY's name, photographs of the project, or any other publicity pertaining to the project in any professional publication, magazine, trade paper, newspaper, seminar or other medium without the express written consent of AUTHORITY.

C. No copies, sketches, computer graphics or graphs, including graphic artwork, are to be released by CONTRACTOR to any other person or agency except after prior written approval by AUTHORITY, except as necessary for the performance of services under this Agreement. All press releases, including graphic display information to be published in newspapers, magazines, etc., are to be handled only by AUTHORITY unless otherwise agreed to by CONTRACTOR and AUTHORITY.

#### **ARTICLE 29. CONVICT LABOR**

In connection with the performance of work under this Agreement, CONTRACTOR agrees not to employ any person undergoing sentence of imprisonment at hard labor. This does not include convicts who are on parole or probation.

#### **ARTICLE 30. NOTICE OF LABOR DISPUTE**

Whenever CONTRACTOR has knowledge that any actual or potential labor dispute may delay its performance under this Agreement, CONTRACTOR shall immediately notify and submit all relevant information to AUTHORITY. CONTRACTOR shall insert the substance of this entire clause in any

/



subcontract hereunder as to which a labor dispute may delay performance under this Agreement. However, any subcontractor need give notice and information only to its next higher-tier subcontractor.

**ARTICLE 31. LIQUIDATED DAMAGES**

If CONTRACTOR fails to complete the work within the time specified in Article 4 of this Agreement, or any AUTHORITY authorized extension thereof, the actual damage to AUTHORITY for the delay will be difficult or impossible to determine. Therefore, in lieu of actual damages, CONTRACTOR shall pay to AUTHORITY as fixed, agreed-to liquidated damages for each calendar day of delay the sum of Three Hundred Dollars (\$300.00). Alternatively, AUTHORITY may terminate this Agreement in whole or in part as provided in Article 16 of this Agreement, and in that event, CONTRACTOR shall be liable, in addition to the excess costs provided in Article 16 of this Agreement, for such liquidated damages accruing until such time as AUTHORITY may reasonably obtain delivery or performance of similar supplies or services from a different source. CONTRACTOR shall not be charged with liquidated damages when the delay is determined to be excusable in accordance with Article 44 hereunder. AUTHORITY shall ascertain the facts and extent of the delay and shall extend the time for performance of the Agreement when in its judgment, the findings of fact justify an extension.

**ARTICLE 32. WARRANTY**

A. In addition to any other warranties set forth in this Agreement, whether expressed or implied, CONTRACTOR warrants that (1) all work performed and all equipment and material provided under this Agreement by CONTRACTOR or any of its subcontractors or suppliers at any tier, conforms to the requirements herein and is free of any defects; (2) equipment furnished by CONTRACTOR or any of its subcontractors or suppliers at any tier, shall be of modern design, in good working condition and fit for use of its intended purpose; and (3) all work shall meet all of the requirements of this Agreement. Such warranty shall continue for a period of one (1) year from AUTHORITY's acceptance as shown in Article 34 hereunder. Under this warranty, CONTRACTOR shall remedy at its own expense any such failure to conform or correct any such defect. In addition, CONTRACTOR shall remedy at its own expense any damage to AUTHORITY owned or controlled real or personal property, when that damage is the result



1 of CONTRACTOR's failure to conform to Agreement requirements or any such defect of equipment,  
2 material, workmanship or design. CONTRACTOR shall also restore any work damaged in fulfilling the  
3 terms of this clause. CONTRACTOR's warranty with respect to work repaired or replaced hereunder will  
4 run for one year from the date of such repair or replacement.

5 B. AUTHORITY shall notify CONTRACTOR in writing within a reasonable time after the  
6 discovery of any failure, defect or damage. CONTRACTOR has seven days from receipt of notice from  
7 AUTHORITY to respond to AUTHORITY's notification and indicate how CONTRACTOR will remedy the  
8 failure, defect, or damage. If AUTHORITY is not satisfied with the remedy proposed by CONTRACTOR,  
9 CONTRACTOR and AUTHORITY shall meet and mutually agree when and how CONTRACTOR shall  
10 remedy such violation. In the case of an emergency requiring immediate corrective action,  
11 CONTRACTOR shall implement such action, as it deems necessary and shall notify AUTHORITY in  
12 writing of the urgency of a decision and action taken. CONTRACTOR and AUTHORITY shall, then  
13 promptly meet in order to agree on a remedy. If CONTRACTOR and AUTHORITY fail to agree on the  
14 remedy within a five-day period, AUTHORITY, after notice to CONTRACTOR, shall have the right to  
15 perform or have performed by third parties the necessary remedy, and the costs thereof shall be borne  
16 by CONTRACTOR.

17 C. Should CONTRACTOR fail to remedy any failure, defect or damage described in paragraph  
18 A above within a reasonable time after receipt of notice thereof, AUTHORITY shall have the right to  
19 replace, repair or otherwise remedy such failure, defect or damage at CONTRACTOR's expense and  
20 CONTRACTOR shall be liable for all damages, including, but not limited to, actual or consequential  
21 damages and cost of any suit to enforce AUTHORITY's rights hereunder, including reasonable attorney's  
22 fees.

23 D. In addition to the other rights and remedies provided by this clause, all subcontractors,  
24 manufacturers, and suppliers' warranties, expressed or implied, respecting any work and materials  
25 furnished hereunder, shall, at the direction of AUTHORITY, be enforced by CONTRACTOR for the benefit  
26 of AUTHORITY. In such case if CONTRACTOR's warranty under paragraph A above has expired, any



1 suit directed by AUTHORITY shall be at the expense of AUTHORITY. CONTRACTOR shall obtain any  
2 warranties, which the subcontractors, manufacturers or suppliers would give in normal commercial  
3 practice and shall cause all subcontractor or supplier warranties to be extend to AUTHORITY.

4 E. If directed by AUTHORITY, CONTRACTOR shall require any such warranties to be executed  
5 in writing to AUTHORITY.

6 F. Notwithstanding any other provision of this clause, unless such a defect is caused by the  
7 negligence of CONTRACTOR or its subcontractors or suppliers at any tier, CONTRACTOR shall not be  
8 liable for the repair of any defects of material or design furnished by AUTHORITY nor for the repair of any  
9 damage which results from any such defect in AUTHORITY furnished material or design.

10 G. The warranty specified herein shall not limit AUTHORITY's rights under the Inspection and  
11 Acceptance clause of this Agreement with respect to latent defects, gross mistakes or fraud.

12 H. Defects in design or manufacture of equipment specified by AUTHORITY on a "brand name  
13 and model" basis shall not be included in this warranty. CONTRACTOR shall require any subcontractors,  
14 manufacturers or suppliers thereof to execute their warranties in writing directly to AUTHORITY.

15 I. Any disagreement between AUTHORITY and CONTRACTOR relating to this section shall be  
16 subject to dispute resolution in accordance with Article 16.

17 **ARTICLE 33. GENERAL WAGE RATES**

18 A. All laborers and mechanics employed by CONTRACTOR or subcontractor at any tier working  
19 on the construction site, will be paid unconditionally and not less often than once a week and without any  
20 subsequent deduction or rebate on any account (except such payroll deductions as are permitted or  
21 required by federal, state or local law, regulation or ordinance), the full amounts due at the time of payment  
22 computed at wage rates and per diem rate not less than the aggregate of the highest of the two basic  
23 hourly rates and rates of payments, contributions or costs for any fringe benefits contained in the current  
24 general prevailing wage rate(s) and per diem rate(s), established by the Director of the Department of  
25 Industrial Relations of the State of California, (as set forth in the Labor Code of the State of California,  
26 commencing at Section 1770 et. seq.), regardless of any contractual relationship which may be alleged



to exist between CONTRACTOR or subcontractor and their respective mechanics, laborers, journeypersons, workpersons, craftspersons or apprentices. Copies of the current General Prevailing Wage Determinations and Per Diem Rates are on file at AUTHORITY's offices and will be made available to CONTRACTOR upon request. CONTRACTOR shall post a copy thereof at each job site at which work hereunder is performed.

B. In addition to the foregoing, CONTRACTOR agrees to comply with all other provisions of the Labor Code of the State of California, which are incorporated herein by reference, pertaining to workers performing work hereunder including, but not limited to, those provisions for work hours, payroll records and apprenticeship employment and regulation program. CONTRACTOR agrees to insert or cause to be inserted the preceding clause in all subcontracts, which provide for workers to perform work hereunder regardless of the subcontractor tier.

#### **ARTICLE 34. INSPECTION AND ACCEPTANCE**

A. All work (which term includes but is not restricted to materials, equipment, workmanship, and manufacture and fabrication of components) shall be subject to inspection and test by AUTHORITY at all reasonable times and at all places prior to acceptance. Any such inspection and test is for the sole benefit of AUTHORITY and shall not relieve CONTRACTOR of the responsibility of providing quality control measures to assure that the work strictly complies with requirements of this Agreement. No inspection or test by AUTHORITY or its representative shall be construed as constituting or implying acceptance. Inspection or test shall not relieve CONTRACTOR of responsibility for damage to or loss of the material prior to acceptance, nor in any way affect the continuing rights of AUTHORITY after acceptance of the completed work under the terms of paragraph F of this Article, except as herein above provided.

B. CONTRACTOR shall, without charge, replace any material or correct any workmanship found by AUTHORITY not to conform to the requirements of this Agreement, unless in the public interest AUTHORITY consents to accept such material or workmanship with an appropriate adjustment in the price of this Agreement. CONTRACTOR shall promptly segregate and remove rejected material from the premises.



C. CONTRACTOR shall furnish promptly, without additional charge, all facilities, labor, equipment and material reasonably needed for performing such safe and convenient inspection and test as may be required by AUTHORITY. All inspections and tests by AUTHORITY shall be performed in such manner as to not unnecessarily delay the work. AUTHORITY reserves the right to charge to CONTRACTOR any additional cost of inspection or test when material or workmanship is not ready at the time specified by CONTRACTOR for inspection or test or when reinspection or retest is necessitated by prior rejection.

D. If CONTRACTOR does not promptly replace rejected material or correct rejected workmanship, AUTHORITY (1) may, by Agreement or otherwise, replace such material or correct such workmanship and charge the cost thereof to CONTRACTOR, or (2) may terminate CONTRACTOR's right to proceed in accordance with the clause of this Agreement entitled "Termination for Default."

E. Should it be considered necessary or advisable by AUTHORITY at any time before acceptance of the entire work to make an examination of work already completed, by removing or tearing out same, CONTRACTOR shall, on request, promptly furnish all necessary facilities, labor and material. If such work is found to be defective or nonconforming in any material respect, due to the fault of CONTRACTOR or its subcontractors, CONTRACTOR shall pay all costs of such examination and of satisfactory reconstruction. If, however, such work is found to meet the requirements of this Agreement, an equitable adjustment shall be made in the Agreement price to compensate CONTRACTOR for the additional services involved in such examination and reconstruction and, if completion of the work has been delayed thereby, it shall in addition, be granted a suitable extension of time.

F. Unless otherwise provided in this Agreement, acceptance by AUTHORITY shall be made as promptly as practicable after completion and inspection of all work required by this Agreement, or that portion of the work that AUTHORITY determines can be accepted separately. Acceptance shall be final and conclusive except as regards latent defects, fraud, or such gross mistakes as may amount to fraud or as regards AUTHORITY's rights under the warranty provisions set forth herein.

/



**ARTICLE 35. MATERIAL AND WORKMANSHIP**

A. Unless otherwise specifically provided in this Agreement, all equipment, material, and articles incorporated in the work covered by this Agreement are to be new and of the most suitable grade for the purpose intended. Unless otherwise specifically provided in this Agreement, reference to any equipment, material, article or patented process, by trade name, make or catalog number, shall be regarded as establishing a standard of quality and shall not be construed as limiting competition, and CONTRACTOR may, at its option, use any equipment, material, article or process which, in the judgment of AUTHORITY, is equal to that named. CONTRACTOR shall furnish to AUTHORITY for its approval the name of the manufacturer, the model number and other identifying data and information respecting the performance, capacity, nature and rating of the machinery and mechanical and other equipment, which CONTRACTOR contemplates incorporating in the work. When required by this Agreement or when called for by AUTHORITY, CONTRACTOR shall furnish AUTHORITY, for approval, full information concerning the material or articles, which it contemplates incorporating in the work. When so directed, samples shall be submitted for approval at CONTRACTOR's expense, with all shipping charges prepaid. Machinery, equipment, material and articles installed or used without required approval shall be at the risk of subsequent rejection.

B. All work under this Agreement shall be performed in a skillful and workmanlike manner. Notwithstanding the provisions of Article 3 hereof, AUTHORITY may, in writing, require CONTRACTOR to remove from the work any employee AUTHORITY deems incompetent, careless or otherwise objectionable.

**ARTICLE 36. NON-CONFORMING WORK**

A. Nonconforming work rejected by AUTHORITY shall be removed and replaced so as to conform to the requirements of this Agreement, at CONTRACTOR's cost and without a time extension; and CONTRACTOR shall promptly take all action necessary to prevent similar deficiencies from occurring in the future. The fact that AUTHORITY may not have discovered the nonconforming Work shall not constitute an acceptance of such nonconforming Work. If CONTRACTOR fails to correct any



nonconforming work within ten days of receipt of notice from AUTHORITY requesting correction, or if such nonconforming work cannot be corrected within ten days, and CONTRACTOR fails to (1) provide to AUTHORITY a schedule for correcting any such nonconforming work acceptable to AUTHORITY within such ten-day period, (2) commence such corrective work within such ten-day period and (3) thereafter diligently prosecute such correction in accordance with such approved schedule to completion, then AUTHORITY may cause the nonconforming work to be remedied or removed and replaced and may deduct the cost of doing so from any moneys due or to become due CONTRACTOR and/or obtain reimbursement from CONTRACTOR for such cost.

B. If AUTHORITY agrees to accept any Nonconforming Work without requiring it to be fully corrected, AUTHORITY shall be entitled to reimbursement of a portion of the Contract Price in an amount equal to the greater of the amount deemed appropriate by AUTHORITY to provide compensation for future maintenance and/or other costs relating to the Nonconforming Work, or 100% of CONTRACTOR's cost savings associated with its failure to perform the Work in accordance with Contract requirements. Such reimbursement shall be payable to AUTHORITY within ten days after CONTRACTOR's receipt of an invoice thereof. CONTRACTOR acknowledges and agrees that AUTHORITY shall have sole discretion regarding acceptance or rejection of Nonconforming Work and that AUTHORITY shall have sole discretion with regard to the amount payable in connection therewith.

**ARTICLE 37. CONTRACTOR INSPECTION SYSTEM**

CONTRACTOR shall maintain an adequate inspection system and perform such inspections as will assure that the work performed under this Agreement conforms to the specified requirements, and shall maintain and make available to AUTHORITY adequate records of such inspections.

**ARTICLE 38. SUPERINTENDENCE BY CONTRACTOR**

CONTRACTOR, at all times during performance and until the work is completed and accepted, shall give its personal superintendence to the work or have on the work a competent superintendent, satisfactory to AUTHORITY and with authority to act for and on behalf of CONTRACTOR.

/



**ARTICLE 39. OTHER CONTRACTS**

AUTHORITY may undertake or award other agreements for additional work, and CONTRACTOR shall fully cooperate with such other CONTRACTOR's and AUTHORITY's employees and carefully fit its own work to such additional work as may be directed by AUTHORITY. CONTRACTOR shall not commit or permit any act, which will interfere with the performance of work by any other CONTRACTOR or by AUTHORITY.

**ARTICLE 40. INSPECTION OF SITE**

CONTRACTOR acknowledges that it has investigated and satisfied itself as to the conditions affecting the work including, but not restricted to, those bearing upon transportation, disposal, handling and storage of materials, availability of labor, water, electric power and roads and uncertainties of weather, river stages, tides or similar physical conditions at the site, the conformation and conditions of the ground, the character of equipment and facilities needed preliminary to and during prosecution of the work. CONTRACTOR further acknowledges that it has satisfied itself as to the character, quality and quantity of surface and subsurface materials or obstacles to be encountered insofar as this information is reasonably ascertainable from an inspection of the site, including all exploratory work done by AUTHORITY, as well as from information presented by the drawings and specifications made a part of this Agreement. Any failure by CONTRACTOR to acquaint itself with the available information will not relieve it from responsibility for the difficulty or cost of successfully performing the work. AUTHORITY assumes no responsibility for any conclusions or interpretations made by CONTRACTOR on the basis of the information made available by AUTHORITY.

**ARTICLE 41. DIFFERING SITE CONDITIONS**

A. CONTRACTOR shall immediately, and before such conditions are disturbed, notify AUTHORITY in writing of: (1) subsurface or latent physical conditions at the site which differ materially from those indicated in this Agreement, or (2) unknown physical conditions at the site, of an unusual nature, which differ materially from those ordinarily encountered and generally recognized as inherent in work of the character provided for in this Agreement. AUTHORITY will investigate the conditions within



three business days of receipt of notification, and if it finds that such conditions do materially so differ and cause an increase or decrease in CONTRACTOR's cost of, or the time required for, performance of any part of the work under this Agreement, whether or not changed as a result of such conditions, an equitable adjustment shall be made and the Agreement modified in writing accordingly.

B. No claim of CONTRACTOR under this Article shall be allowed unless CONTRACTOR has given the written notice required above; no claim by CONTRACTOR for an equitable adjustment hereunder shall be allowed if asserted after final payment under this Agreement.

**ARTICLE 42. OPERATIONS AND STORAGE AREAS**

A. All operations of CONTRACTOR (including storage of materials and equipment) on AUTHORITY owned premises shall be confined to areas authorized or approved by AUTHORITY. CONTRACTOR shall hold AUTHORITY and its officers and agents free and harmless from liability of any nature occasioned by CONTRACTOR's operations.

B. Temporary building (storage sheds, shops, offices, etc.) may be erected by CONTRACTOR with the written consent of AUTHORITY, and shall be built with labor and materials furnished by CONTRACTOR without expense to AUTHORITY. Such temporary buildings and utilities shall remain the property of CONTRACTOR and shall be removed by CONTRACTOR at its expense upon the completion of the work. With the written consent of AUTHORITY, such buildings and utilities may be abandoned and need not be removed.

C. CONTRACTOR shall, under regulations prescribed by AUTHORITY, use only established roadways or construct and use such temporary roadways as may be authorized by AUTHORITY. Where materials are transported in the prosecution of work, vehicles shall not be loaded beyond the loading capacity recommended by the manufacturer of the vehicle or prescribed by any federal, state or local law or regulation. When it is necessary to cross curbing or sidewalks, protection against damage shall be provided by CONTRACTOR and any damaged roads, curbing or sidewalks shall be repaired by, or at the expense of, CONTRACTOR.

/



**ARTICLE 43. PROTECTION OF VEGETATION, UTILITIES, IMPROVEMENTS**

A. CONTRACTOR shall preserve and protect all existing vegetation such as trees, shrubs and grass on or adjacent to the site of work which is not to be removed and which does not unreasonably interfere with the construction work. Care will be taken in removing trees authorized for removal to avoid damage to vegetation to remain in place. Any limbs or branches of trees broken during such operations or by the careless operation of equipment, or by workmen, shall be trimmed with a clean cut and painted with an approved tree pruning compound as directed by AUTHORITY.

B. CONTRACTOR shall protect from damage all existing improvements or utilities at or near the site of the work, the location of which is made known to it, and will repair or restore any damage to such facilities resulting from failure to comply with the requirements of this Agreement or the failure to exercise reasonable care in the performance of the work. If CONTRACTOR fails or refuses to repair any such damage promptly, AUTHORITY may have the necessary work performed and charge the cost to CONTRACTOR.

**ARTICLE 44. CLEANING UP**

A. CONTRACTOR shall at all times keep the construction area, including storage areas used by it, free from accumulations of waste material or rubbish, and prior to completion of the work remove any rubbish from AUTHORITY owned premises and all tools, scaffolding, equipment and materials not the property of AUTHORITY. Upon completion of the construction, CONTRACTOR shall leave the work and premises in a clean, neat and workmanlike condition satisfactory to AUTHORITY.

B. After completion of all work on the project, and before making application for acceptance of the work, CONTRACTOR shall clean the construction site, including all areas under the control of AUTHORITY, that have been used by CONTRACTOR in connection with the work on the project and remove all debris, surplus material and equipment, and all temporary construction or facilities of whatever nature, unless otherwise approved by AUTHORITY. Final acceptance of the work by AUTHORITY will be withheld until CONTRACTOR has satisfactorily complied with the foregoing requirements for final cleanup of the project site.



C. Full compensation for conforming to the provisions in this Article, not otherwise provided for, shall be considered as included in price of this Agreement and no additional compensation will be allowed therefore.

**ARTICLE 45. USE AND POSSESSION TO COMPLETION**

AUTHORITY shall have the right to take possession of or use any completed or partially completed part of the work. Prior to such possession or use, AUTHORITY shall furnish CONTRACTOR an itemized list of work remaining to be performed or corrected on such portions of the project as are to be possessed or used by AUTHORITY, provided that failure to list any item of work shall not relieve CONTRACTOR of responsibility for compliance with the terms of this Agreement. Such possession or use shall not be deemed an acceptance of any work under this Agreement. While AUTHORITY has such possession or use, CONTRACTOR shall be relieved of the responsibility for the loss or damage to the work resulting from AUTHORITY's possession or use. If such prior possession or use by AUTHORITY delays the progress of the work or causes additional expense to CONTRACTOR, an equitable adjustment in the Agreement price or the time of completion will be made and the Agreement shall be modified in writing accordingly.

**ARTICLE 46. PROHIBITED INTERESTS**

CONTRACTOR covenants that, for the term of this Agreement, no director, officer or employee of AUTHORITY, during his/her tenure in office or for one (1) year thereafter, shall have any interest, direct or indirect, in this Agreement or the proceeds thereof.

**ARTICLE 47. CONTRACTOR PURCHASED EQUIPMENT**

A. If during the course of this Agreement, additional equipment is required, which will be paid for by the AUTHORITY, CONTRACTOR must request prior written authorization from the AUTHORITY's project manager before making any purchase. As part of this purchase request, CONTRACTOR shall provide a justification for the necessity of the equipment or supply and submit copies of three (3) competitive quotations. If competitive quotations are not obtained, CONTRACTOR must provide the justification for the sole source.



1 B. CONTRACTOR shall maintain an inventory record for each piece of equipment purchased  
2 that will be paid for by the AUTHORITY. The inventory record shall include the date acquired, total cost,  
3 serial number, model identification, and any other information or description necessary to identify said  
4 equipment or supply. A copy of the inventory record shall be submitted to the AUTHORITY upon request.

5 C. At the expiration or termination of this Agreement, CONTRACTOR may keep the equipment  
6 and credit AUTHORITY in an amount equal to its fair market value. Fair market value shall be determined,  
7 at CONTRACTOR's expense, on the basis of an independent appraisal. CONTRACTOR may sell the  
8 equipment at the best price obtainable and credit AUTHORITY in an amount equal to the sales price. If  
9 the equipment is to be sold, then the terms and conditions of the sale must be approved in advance by  
10 AUTHORITY's project manager.

11 D. Any subcontractor agreement entered into as a result of this Agreement shall contain all  
12 provisions of this clause.

13 **ARTICLE 48. FORCE MAJEURE**

14 Either party shall be excused from performing its obligations under this Agreement during the time  
15 and to the extent that it is prevented from performing by an unforeseeable cause beyond its control,  
16 including but not limited to: any incidence of fire, flood; acts of God; commandeering of material, products,  
17 plants or facilities by the federal, state or local government; national fuel shortage; or a material act or  
18 omission by the other party; when satisfactory evidence of such cause is presented to the other party,  
19 and provided further that such nonperformance is unforeseeable, beyond the control and is not due to  
20 the fault or negligence of the party not performing.

21 **ARTICLE 49. HEALTH AND SAFETY SPECIFICATIONS**

22 CONTRACTOR shall comply with all requirements set forth in Exhibit H, Level 3 Safety  
23 Specifications.

24 /

25 /

26 /



1           **IN WITNESS WHEREOF**, the parties hereto have caused this Agreement No. C-2-2210 to be  
2 executed as of the date of the last signature below.

3           **CONTRACTOR**

4           **ORANGE COUNTY TRANSPORTATION AUTHORITY**

5 By: \_\_\_\_\_

5 By: \_\_\_\_\_

6 License No:

6 Darrell E. Johnson  
6 Chief Executive Officer

7  
8  
9           **APPROVED AS TO FORM:**

10  
11 By: \_\_\_\_\_

12 James M. Donich  
12 General Counsel

13  
14  
15           **APPROVED:**

16  
17 By: \_\_\_\_\_

18 James G. Beil  
18 Executive Director, Capital Programs



## LEVEL 3 HEALTH, SAFETY AND ENVIRONMENTAL (HSE) SPECIFICATIONS

### REQUIRED HSE SUBMITTAL SUMMARY

The contractor shall submit copies of the items listed below for contract scope work on OCTA projects and property. Copies shall be provided prior to contractor's mobilization onto OCTA projects and property. Contractor shall provide compliant written Health, Safety & Environmental (HSE) submittals within 30 days of the contract notice to proceed.

HSE submittals shall comply with the 1988 Drug Free Workplace Act, or the Department of Transportation (DOT), or the Federal Transportation Administration (FTA) requirements (according to OCTA procurement funding guidelines) and comply with the California Code of Regulations (CCR) Title 8 regulatory standards.

Contractor's established written programs/plans shall comply with CCR Title 8 regulatory standards. All HSE related programs/plans submitted to OCTA for acceptance shall be prepared and submitted by a qualified HSE professional who is recognized by an organization of industry standard (i.e., CSP, CIH, CHST, CHMM, etc.) and is experienced in developing compliant written HSE programs. The site safety HSE representative shall participate in the HSE submittal process.

1. Contractor shall provide a copy of Company's Injury Illness Prevention Program in accordance with CCR Title 8, Section 3203.
2. Contractor shall provide a copy of their Company HSE Policy/Procedure Manual, in compliance with CCR Title 8 Standards for awarded scope.
3. Contractor shall provide a copy of their Policy or Substance Abuse Prevention Program.
4. Contractor shall provide a copy of their Hazard Communication Program and MSDS Management Program in compliance with CCR Title 8, Section 5194, Hazard Communication Standard.
5. On-Site HSE Representative:  
On Facility Modification Projects, The Contractor shall submit a resume of the designated on-site qualified HSE Representative. The HSE Representative shall possess a current certification from the Board of Certified Safety Professionals (BCSP), plus five (5) years construction or scope agreement HSE experience enforcing HSE compliance on heavy or industrial construction project sites, the last two years of which have been administering HSE in the construction or scope discipline for which the Contractor is contracting with the Authority. The designated HSE Representative shall participate in all HSE related submittals through completion of scope.

On Capital Programs, The Contractor's on-site qualified HSE Representative shall be a Certified Safety Professional (CSP) with current standing from the Board of Certified Safety Professionals (BCSP) or a Construction Health and Safety Technician (CHST) with current standing from the (BCSP) or a Certified Industrial Hygienist (CIH) with current standing from the American Board of Industrial Hygiene (ABIH), or an equal professional HSE Certificate of standing from The National Examination Board in Occupational Safety and Health (NEBOSH), that is acceptable to the Authority. The Contractor's on-site HSE Representative(s) shall



provide a resume and have a minimum of seven (7) years heavy construction experience in administering HSE programs on heavy construction project sites, the last two years of which have been administering HSE in the construction/scope discipline for which Contractor is contracting with the Authority.

6. A Detailed Site Specific HSE Work Implementation Plan:

This plan shall be prepared and submitted by a recognized HSE professional experienced in developing compliant written HSE programs. Indicate the methods and procedures and include the sequence of tasks as listed on the project schedule, include the hazards, tools and equipment, and the safe work practices to mitigate the hazards in a format acceptable OCTA. Specify safety measures in accordance with applicable Cal/OSHA standards, South Coast Air Quality Management District (SCAQMD) rules, National Fire Protection Association (NFPA), National Electric Code (NEC), American National Standards Institute (ANSI) codes and regulations, job hazard analysis, policies, procedures, HSE training requirements and known and potential hazards of Contractor's scope. Plans shall be prepared as specified above, and may require if necessary, a professional engineer licensed to practice in the state of California, when so required by the provisions of the California Board for Professional Engineer and Surveyors.

**PART I – GENERAL**

**1.0 GENERAL HEALTH, SAFETY AND ENVIRONMENTAL REQUIREMENTS**

- A. The Contractor, its subcontractors, suppliers, and employees have the obligation to comply with all Authority health, safety and environmental compliance department (HSEC) requirements of this safety specification, project site requirements, and bus yard safety rules, as well as all federal, state, and local regulations pertaining to scope of work or agreements with the Authority including California Department of Transportation safety requirements and special provisions. Additionally, manufacturer requirements are considered incorporated by reference, as applicable, to this scope of work.
- B. Observance of unsafe acts or conditions, serious violation of health and safety standards, non-conformance of Authority HSEC requirements, or disregard for the intent of these safety specifications to protect people and property, by Contractor may be reason for termination of scope or agreements with the Authority, at the sole discretion of the Authority.
- C. The Authority HSEC requirements, and references contained within this scope of work shall not be considered all-inclusive as to the hazards that might be encountered. Safe work practices shall be pre-planned and performed, and safe conditions shall be maintained during the course of this work scope.
- D. The Contractor shall specifically acknowledge that it has primary responsibility to prevent and correct all health, safety and environmental hazards for which it and its employees, or its subcontractors (and their employees) are responsible. The Contractor shall further acknowledge their expertise in recognition and prevention of hazards in the operations for which they are responsible, that the Authority may not have such expertise, and is relying upon the Contractor for such expertise. The Authority retains the right to notify the Contractor of potential



hazards and request the Contractor to evaluate and, as necessary, to eliminate those hazards.

- E. The Contractor shall provide all necessary tools, equipment, and related safety protective devices to execute the scope of work in compliance with the Authority's HSEC requirements, CCR Title 8 Standards, and recognized safe work practices.
- F. The Contractor shall instruct all its employees, and all associated sub-contractors under contract with the Contractor who works on Authority projects in the following; recognition, identification, and avoidance of unsafe acts and/or conditions applicable to its work.

## **PART II – SPECIFIC REQUIREMENTS**

- 2.0 While these safety specifications are intended to promote safe work practices, Contractors are reminded of their obligation to comply with all federal (Code of Federal Regulations (CFR) Sections 1926 & 1910 Standards), state (CCR Title 8 Standards), local and municipal safety regulations, and Authority health, safety and environmental requirements applicable to their project scope. Failure to comply with these standards may be cause for termination of scope or agreements with the Authority, at the sole discretion of the Authority.

### **2.1 REQUIRED DOCUMENTATION / REPORTING REQUIREMENTS**

The Contractor at a minimum shall provide the following documents to the Authority's Project Manager. Items A through E below shall be submitted and accepted by the Authority's Project Manager prior to Contractor mobilization. Item F upon each occurrence, and for items G through K, contractor shall verify the following documentation is in place, prior to and during contract scope and make the same available to the Authority upon request within 72 hours.

Contractor's established written programs/plans shall comply with CCR Title 8 regulatory standards. All new programs/plans shall be prepared and submitted by a qualified HSE professional who is recognized by an organization of industry standard (i.e., CSP, CIH, CHST, STS, CHMM, etc.) and is experienced in developing compliant written HSE programs. The site safety HSE representative shall participate in the scope submittal process.

- A. A Comprehensive Project Specific Health, Safety, and Environmental (HSE) Work Plan.
  - a. The Contractor shall develop a site project plan that may include, but is not limited to: Permits, Evacuation, Emergency Plan, Roles and Responsibilities, Scope and Construction Activity Details, Constructability Review, Contractor Coordination Process, Safe Work Methods, Hazard Identification & Risk Control, First Aid and Injury Management, Emergency Procedures, Public Protection, Authority and Contractor Site Rules, Incident Reporting and Investigation, Specialized Work or Licensing, Training and Orientation Requirements, Chemical Management, and Subcontractor Management.



- b. A Detailed Site Specific HSE Implementation Plan: This plan shall be prepared and submitted by a recognized HSE professional (current BCSP Certification in good standing, i.e., CSP, CHST, OHST) experienced in developing compliant written HSE programs, acceptable to OCTA. Indicate the methods and procedures, and include the sequence of tasks as listed on the project schedule, include the hazards, tools and equipment, and the safe work practices to mitigate the hazards in a format acceptable OCTA. Specify safety measures in accordance with applicable Cal/OSHA standards, SCAQMD rules, NFPA, NEC, ANSI codes and regulations, job hazard analysis, policies, procedures, HSE training requirements and known and potential hazards of Contractor's scope. Plans shall be prepared as specified above, and may require if necessary a professional engineer licensed to practice in the state of California, when so required by the provisions of the California Board for Professional Engineer and Surveyors.
- B. Contractor shall provide a copy of their Company HSE Policy/Procedure Manual, in compliance with CCR Title 8 Standards for awarded scope.
- C. Contractor shall provide a copy of Company's Injury Illness Prevention Program in accordance with CCR Title 8, Section 3203.
- D. Contractor shall provide a copy of their Policy or Substance Abuse Prevention Program that complies with the 1988 Drug Free Workplace Act.
- E. Contractor shall provide the resume and qualifications/certifications of assigned project designated Onsite HSE Representative for this scope as identified in section 2.3 of this specification.
- F. Accident/Incident investigation report within 24 hours of event (immediate verbal notification to Authority Project Manager, followed by Written Report).

The following required documentation shall be provided to the Authority's Project Manager, upon Authority request, within 72 hours.

- G. A copy of Contractor weekly site safety inspection report with status of corrections, upon request, within 72 hours.
- H. Contractor shall provide a copy of the Contractors and subcontractors competent person list (submit to Authority Project Manager, upon Authority request, within 72 hours).
- I. Contractors and subcontractors training records for qualified equipment operators, electrical worker certification (NFPA 70E), confined space training, HAZWOPER training, and similar personnel safety training certificates as applicable to the agreement scope and as requested by the OCTA Project Manager and/or HSEC department, upon Authority request, within 72 hours and prior to starting or during the scope activity (submit to Project Manager).
- J. A monthly report that includes number of workers on project, a list of subcontractors, work hours (month, year to date, & project cumulative) of each contractor, labor designation, OSHA Recordable injuries and illnesses



segregated by medical treatment cases, restricted workday cases, number of restricted days, lost workday cases, and number of lost work days, and recordable incident rate. Contractor shall provide to the Authority, upon request, within 72 hours.

K. TRAINING DOCUMENTATION

To ensure that each employee is qualified to perform their assigned work, when applicable to scope work, Contractor shall verify training documentation is in place, prior to and during contract scope, and make available to the Authority, upon request, within 72 hours. Training may be required by the Authority or CCR Title 8 Standards and required for activity on Authority's property and/or Authority projects. Contractor shall provide to Authority, upon request, within 72 hours.

2.2 HAZARD COMMUNICATION (CCR Title 8, Section 5194)

- A. Contractor shall comply with CCR Title 8, Section 5194 Hazard Communication Standard. Prior to chemical use on Authority property and/or project work areas the Contractor shall provide to the Authority Project Manager copies of Material Safety Data Sheet (MSDS) for all applicable products used, if any.
- B. All chemicals including paint, solvents, detergents and similar substances shall comply with SCAQMD Rules 103, 1113, and 1171.

2.3 DESIGNATED HEALTH, SAFETY, ENVIRONMENTAL (HSE) REPRESENTATIVE

- A. Before beginning on-site activities, the Contractor shall designate an On-site HSE Representative. This person shall be a Competent or Qualified Individual as defined by the Occupational, Safety, and Health Administration (OSHA), familiar with applicable CCR Title 8 Standards, and has the authority to affect changes in work procedures that may have associated cost, schedule and budget impacts.
- B. The Contractor's on-site qualified HSE Representative for all Authority projects is subject to acceptance by the Authority Project Manager and the HSEC Department Manager. All contact information of the On-site HSE Representative (name, phone, and fax and pager/cell phone number) shall be provided to the Authority Project Manager.

QUALIFICATIONS – On Capital Programs, the Contractor shall submit a resume of the full time, on-site qualified HSE Representative(s) who reports directly to the Contractor's Project Manager or Superintendent, and who is responsible for HSE oversight for field operations on the project no later than ten (10) days after receipt of Notice to Proceed, and prior to mobilization. The Contractor's On-site HSE Representative(s) shall have a minimum of seven (7) years heavy construction experience in administering HSE programs on heavy construction project sites, the last two years of which have been administering HSE in the construction discipline for which Contractor is contracting with the Authority. The Contractor's On-site HSE Representative shall be a Certified Safety Professional (CSP) with current standing from the Board of Certified Safety Professionals (BCSP), or a Construction Health and Safety Technician (CHST) with current



standing from the BCSP or a Certified Industrial Hygienist (CIH) with current standing from the American Board of Industrial Hygiene (ABIH), or an equal professional HSE Certificate of standing from The National Examination Board in Occupational Safety and Health (NEBOSH), that is acceptable to the Authority. The Contractor's On-site HSE Representative(s) shall be on site during all operational hours. The On-site HSE Representative(s) shall set up, carry forward and aggressively and effectively maintain the project specific safety program and IIPP covering all phases of the work. If at any time the Contractor wishes to replace their On-site HSE Representative(s), the Contractor must provide written notice thirty (30) days prior to change of personnel to the Authority. The Contractor shall take all precautions and follow all procedures for the safety of, and shall provide all protection to prevent injury to, all persons involved in any way in the scope work and all other persons, including, without limitation, the employees, agents, guests, visitors, invitees and licensees of the Authority who may be involved. This requirement applies continuously and is not limited to normal working hours. The designated HSE Representative shall participate in all HSE related submittals. The Authority reserves the right to allow for an exception to modify these minimum qualification requirements for unforeseen circumstances, at the sole discretion of the Authority Project Manager and HSEC Department Manager.

On Facility Modification Projects, the Contractor shall submit a resume of the full time qualified on-site HSE Representative who reports directly to the Contractor's Project Manager or Superintendent, and who is responsible for safety oversight for field operations on the project no later than ten (10) days after receipt of Notice to Proceed, and prior to mobilization. The Contractor's On-Site HSE Representative shall hold a current certification from the BCSP, plus five (5) years construction or scope HSE experience enforcing HSE compliance on heavy construction or industrial construction project sites, the last two years of which have been administering HSE in the construction or scope discipline for which Contractor is contracting with the Authority. The Contractor's On-site HSE Representative(s) shall be on site during all operational hours. The designated HSE Representative shall participate in all HSE related submittals. The Authority reserves the right to allow for an exception and to modify these minimum qualification requirements for unforeseen circumstances, at the sole discretion of the Authority Project Manager and HSEC Department Manager.

1. Capital Programs may include, but are not limited to, projects involving demolition and construction of; heavy construction, rail projects, highway projects, parking lots and structures, fuel stations, building construction, facility modifications, bus base construction, EPA/DTSC remediation, AQMD air or soil monitoring, fuel tank removal or modification, major bus base modifications, handling potential hazardous waste projects, and similar projects as deemed a Capital Program at the sole discretion by the Authority.
2. Facility Modification Projects may include, but are not limited to, projects involving minor demolition and construction or improvement projects for transportation centers, bus base sites and/or building modifications, equipment and/or building upgrades, and similar projects as deemed a Facility Modification Project at the sole discretion by the Authority.
3. Competent Individual means an individual who is capable of identifying existing and predictable hazards in the surroundings or working conditions



which are unsanitary, hazardous, or dangerous to employees and/or property, and who has authorization to take prompt corrective measures to eliminate them.

4. Qualified Individual means an individual who by possession of a recognized degree, certificate, certification or professional standing, or who by extensive knowledge, training, and experience, has successfully demonstrated his/her ability to solve or resolve problems relating to the subject matter, the work, or the project.
- C. The Contractor shall designate a Competent Individual for each task, as required by Cal-OSHA standards or laws. The task Competent Individual shall be responsible for the prevention of accidents. If the Authority or any public agency with jurisdiction notifies the Contractor of any claimed dangerous condition at the site that is within the Contractor's care, custody or control, the Contractor shall take immediate action to rectify the condition at no additional cost to the Authority. The Contractor shall be responsible for the payment of all fines levied against the Authority for deficiencies relating to the Contractor's supervision or conduct and/or control of the scope agreement.
- D. On Facility Modification Projects, the Authority Project Manager reserves the right to require the Contractor to provide one additional full-time safety representative with qualifications as identified in section 2.3 (C), above whenever the number of individuals from the Contractor, its subcontractors, suppliers, and vendors meets or exceeds 15 workers, there are multiple scope work sites, or as warranted by the scope of work at the sole discretion by the Authority.
- E. On Capital Programs, the Authority's Project Manager reserves the right to require the Contractor to provide one additional full-time safety representative with qualifications as identified in item 2.3 (C) above whenever the number of individuals from the Contractor, its subcontractors, suppliers, and vendors meets or exceeds 50 workers, or is warranted by the scope of work.

## **2.4 SITE HSE ORIENTATION**

The Contractor shall conduct and document a project site safety orientation for all Contractor personnel, subcontractors, suppliers, vendors, and new employees assigned to the project prior to performing any work on Authority projects, a copy of the HSE orientation attendance list shall be provided to the Authority Project Manager. The safety orientation, at a minimum, shall include, as applicable, Personal Protection Equipment (PPE) requirements, eye protection, ANSI class 2 reflective vests, designated smoking, eating, and parking areas, traffic speed limit and routing, cell phone policy, and barricade requirements. When required by scope, additional orientation shall include fall protection, energy isolation lock-out/tag-out (LOTO), confined space, hot work permit, security requirements, and similar project safety requirements.

## **2.5 INCIDENT NOTIFICATION AND INVESTIGATION**

- A. The Authority shall be promptly notified of any of the following types of incidents:



1. Damage to Authority property (or incidents involving third party property damage);
  2. Reportable and/or recordable injuries (as defined by the U. S. Occupational Safety and Health Administration);
  3. Incidents impacting the environment, i.e. spills or releases on Authority property.
- B. Notifications shall be made to Authority representatives, employees and/or agents. This includes incidents occurring to contractors, vendors, visitors, or members of the general public that arise from the performance of Authority contract work. An initial immediate verbal notification, followed by a written incident investigation report shall be submitted to Authority's Project Manager within 24 hours of the incident.

A final written incident investigative report shall be submitted within seven (7) calendar days, and include the following information. The current status of anyone injured, photos of the incident area, detailed description of what happened, the contributing factors that led to the incident occurrence, a copy of the company policy or procedure associated with the incident and evaluation of effectiveness, copy of the task planning documentation, copy of the Physician's first report of injury, updated OSHA 300 Log, and the corrective action initiated to prevent recurrence. This information shall be considered the minimum elements required for a comprehensive incident report acceptable to OCTA.

- C. A Serious Injury, Serious Incident, OSHA Recordable Injury / Illness, or Significant Near Miss shall require a formal incident review at the discretion of the Authority's Project Manager. The incident review shall be conducted within seven (7) calendar days of the incident. This review shall require a senior executive from the Contractors' organization to participate in the presentation. The serious incident presentation shall include action taken for the welfare of the injured, a status report of the injured, causation factors leading to the incident, a root cause analysis, and a detailed recovery plan that identifies corrective actions to prevent a similar incident, and actions to enhance safety awareness.
1. Serious Injury: includes an injury or illness to one or more employees, occurring in a place of employment or in connection with any employment, which requires inpatient hospitalization for a period in excess of twenty-four hours for other than medical observation, or in which an employee suffers the loss of any member of the body, or suffers any serious degree of physical disfigurement.
  2. Serious Incident: includes property damage of \$500.00 or more, an incident requiring emergency services (local fire, paramedics and ambulance response), news media or OCTA media relations response, and/or incidents involving other agencies (Cal/OSHA, EPA, AQMD, DTSC, etc.) notification or representation.
  3. OSHA Recordable Injury / Illness: includes and injury / illness resulting in medical treatment beyond First Aid, an injury / illness which requires restricted duty, or an injury / illness resulting in days away from work.



4. Significant Near Miss Incident; includes incidents where no property was damaged and no personal injury sustained, but where, given a slight shift in time or position, damage and/or injury easily could have occurred.

## 2.6 REGULAR INSPECTIONS & THIRD PARTY INSPECTIONS

- A. Frequent and regular inspections of the project jobsite shall be made by the Contractor's On-site HSE Representative, or another Competent Individual designated by the Contractor. Unsafe acts and/or conditions noted during inspections shall be corrected immediately.
- B. The Contractor is advised that representatives of regulatory agencies (i.e., CAL-OSHA, EPA, SCAQMD, etc.), upon proper identification, are entitled to access onto Authority property and projects. The Authority Project Manager shall be notified of their arrival as soon as possible.

## 2.7 ENVIRONMENTAL REQUIREMENTS

- A. The Contractor shall comply with Federal, State, county, municipal, and other local laws and regulations pertaining to the environment, including noise, aesthetics, air quality, water quality, contaminated soils, hazardous waste, storm water, and resources of archaeological significance. Expense of compliance with these laws and regulations is considered included in the agreement. Contractor shall provide water used for dust control, or for pre-wetting areas to be paved, as required; no payment will be made by OCTA for this water.
- B. The Contractor shall prevent pollution of storm drains, rivers, streams, irrigation ditches, and reservoirs with sediment or other harmful materials. Fuels, oils, bitumen, calcium chloride, cement, or other contaminants that would contribute to water pollution shall not be dumped into or placed where they will leach into storm drains, rivers, streams, irrigation ditches, or reservoirs. If operating equipment in streambeds or in and around open waters, protect the quality of ground water, wetlands, and surface waters.
- C. The Contractor shall protect adjacent properties and water resources from erosion and sediment damage throughout the duration of the contract. Contractor shall comply with applicable NPDES permits and Storm Water Pollution Prevention Plan (SWPPP) requirements.
- D. Contractor shall comply with all applicable EPA, Cal EPA, Cal Recycle, DTSC, SCAQMD, local, state, county and city standards, rules and regulations for hazardous and special waste handling, recycling and/ disposal. At a minimum, Contractor shall ensure compliance where applicable with SCAQMD Rule 1166, CCR Title 8, Section 5192, 29 CFR Subpart 1910.120, 49 CFR Part 172, Subpart H, 40 CFR Subpart 265.16 and CCR Title 22 Section 6625.16. Contractor shall provide OCTA a schedule of all hazardous waste and special or industrial waste disposal dates in advance of transport date. Only authorized OCTA personnel shall sign manifests for OCTA generated wastes. Contractor shall ensure that only current registered transporters are used for disposal of hazardous waste and industrial wastes. The Contractor shall obtain approval from OCTA for the disposal site locations in advance of scheduled transport date.



- E. If the Contractor encounters on the site material reasonably believed to be asbestos, polychlorinated biphenyl (PCB) or other Hazardous Substance (as defined in California Health and Safety Code, and all regulations pursuant thereto) which has not been rendered harmless, the Contractor shall immediately stop work in that area affected and report the condition to the Authority in writing. The work in the affected area shall not thereafter be resumed except by written agreement of the Authority and Contractor if in fact the material is asbestos or polychlorinated biphenyl (PCB) or other hazardous substance and has not been rendered harmless. The work in the affected area shall be resumed in the absence of asbestos or polychlorinated biphenyl (PCB) or other hazardous substance, or when it has been rendered harmless, by written agreement of the Authority and the Contractor, or in accordance with a final determination by an Environmental Consultant employed by the Authority.
- F. The Contractor shall not permit any hazardous substances to be brought onto or stored at the Project Site or used in the construction of the work, except for specified materials and commonly used construction materials for which there are no reasonable substitutes. All such materials shall be handled in accordance with all manufacturers' guidelines, warnings and recommendations and in full compliance with all applicable laws. All notices required to be given with respect to such materials shall be given by the Contractor. The Contractor shall not intentionally release or dispose of hazardous substances at the Project Site or into the soil, drains, surface or ground water, or air, nor shall the Contractor allow any Sub-Contractor, subcontractor or supplier or any other person for whose acts the Contractor or any subcontractor, vendor or supplier may be liable, to do so. For purposes of Contract Documents, "hazardous substance" means any substance or material which has been determined or during the time of performance of the work is determined to be capable of posing a risk of injury to health, safety, property or the environment by any federal, state or local governmental authority.

## 2.8 VEHICLE AND ROADWAY SAFETY REQUIREMENTS

- A. The Contractor shall ensure that all Contractor vehicles, including those of its subcontractors, suppliers, vendors and employees are parked in designated parking areas, are identified by company name and/or logo, and comply with traffic routes, and posted traffic signs in areas other than the employee parking lots.
- B. Personal vehicles belonging to Contractor employees shall not be parked on the traveled way or shoulders including any section closed to public traffic, or areas of the community that may cause interference or complaints
- C. The Contractor shall comply with California Department of Transportation safety requirements and special provisions when working on highway projects.
- D. The Contractor shall conform to American Traffic Safety Services Association (Quality Standard for Work Zone Control Devices 1992).

## 2.9 LANGUAGE REQUIREMENTS

For safety reasons, the Contractor shall ensure employees that do not read, or understand English, shall be within visual and hearing range of a bilingual



supervisor or responsible designee at all times when on the Authority property or projects.

## **2.10 PERSONAL PROTECTIVE EQUIPMENT AND CLOTHING**

Contractors, and all associated subcontractors, vendors and suppliers are required to provide their own personal protective equipment (PPE), including eye, head, foot, and hand protection, respirators, reflective safety vests, and all other PPE required to perform their work safely on Authority projects.

- A. **RESPIRATORS** (CCR Title 8, Section 5144) - The required documentation for training and respirator use shall be provided to the Authority's Project Manager upon request within 72 hours. All compliance documentation as required by CCR Title 8, Section 5144, Respiratory Protective Equipment.
- B. **EYE PROTECTION** – The Authority requires eye protection on construction projects and work areas that meet ANSI Z-87.1 Standards.
- C. **BUS BASE** – Minimum PPE required includes but is not limited to; Eye protection, class 2 reflective vest, steel toe or construction type footwear that meets ANSI Z41 1991 are recommended.
- D. **CONSTRUCTION PROJECTS** - Minimum PPE required includes but is not limited to; hard hat, eye protection, hand protection, class 2 reflective vest, safety toe footwear that meets ANSI Z41 1991 are recommended.
- E. **HARD HATS**: Approved hard hat that meet ANSI Z89. 1 (latest revision). Hard hats should be affixed with the company/agency logo and/or name. The bill shall be worn forward. Metal hard hats and cowboy style are forbidden on Authority projects.
- F. **FOOTWEAR**: Enclosed leather that covers the ankles, such as a construction type boot. Employees shall not wear casual dress shoes, open toe, sneakers, sandals, canvas-type shoes, or other shoes that have thin soles or heels that are higher than normal in construction work areas. Safety toe footwear that meets ANSI Z41 1991 are recommended on construction sites and in operating facilities.
- G. **CLOTHING/SHIRTS**: minimum or waist length shirts with sleeves (4" minimum).
- H. **CLOTHING/TROUSERS**: Cover the entire leg. If flare-legged trousers are worn, the trouser bottoms must be tied to prevent catching. No sweat pants, or trousers with holes.

## **2.11 AERIAL DEVICES (CCR Title 8, Section 3648)**

Aerial devices are defined in CCR Title 8 as any vehicle-mounted or self-propelled device, telescoping extensible or articulating, or both, which is primarily designed to position personnel. If aerial devices are to be used, the required documentation in



CCR Title 8, Section 3648 shall be provided to the Authority's Project Manager, upon request, within 72 hours.

**2.12 CONFINED SPACE ENTRY (CCR Title 8, Section 5157)**

Before any employee will be allowed to enter a confined space, the required documentation as required by CCR Title 8, Section 5157 shall be provided to the Authority's Project Manager, upon request, within 72 hours.

- A. **RECOMMENDED:** a copy of the most recent calibration record for each air monitoring unit, 3-gas monitor or "sniffer" to be used by the Entry Supervisor prior to entering permit-required confined spaces.

**2.13 CRANES**

- A. Crane activity shall comply with 29 CFR 1926.550, CCR Title 8 Standards, manufacture's recommendations and requirements, applicable American Society of Mechanical Engineers (ASME), and ANSI Standards. In addition, Contractor shall comply with the following requirements: Prior to using mobile cranes, the Contractor shall provide to the Authority Project Manager, items 1, 2 & 3 of the following documentation a minimum of seven (7) days prior to activity, and item 4 on each day of crane activity.
1. Cranes require a submittal of the annual certification, and copy of the cranes most recent quarterly inspection.
  2. A copy of each crane operator's qualification (NCCCO or equivalent) of company-authorized crane operators that have been properly trained in the equipment's use and limitations. Operator certification as required by CCR Title 8, Section 5006.1.
  3. A rigging plan is required for all lifts. Critical lifts require an engineered plan designed by a registered professional engineer licensed in the State of California.
  4. Contractor shall provide the name and qualifications of each "Qualified Rigger" as defined by OSHA.
  5. Rigging scope activity shall comply with 29 CFR Subparts 1926.250, 1929.753 and CCR Title 8 Standards.
  6. All rigging equipment shall be free from defects, in good operating condition and maintained in a safe condition.
  7. Rigging equipment shall be inspected by a designated, competent employee prior to initial use on the project, prior to each use, and documented inspections performed regularly. Records shall be kept on jobsite of each of these inspections by contractor and be made available to the Authority upon request within 72 hours.



8. Only one (1) sling eye should be in a hook, for multiple slings a shackle shall be used to prevent separation of slings, and prevent stress on weak points of the hook.
9. Contractor shall prepare a documented daily crane inspection report.
- B. Pick and carry with rubber tired cranes is forbidden on Authority projects.
- C. Engineered Critical Lifts

A critical lift is established where any one of the following conditions are created:

1. Where in the crane's current configuration at any point during the lift, a gross load weight exceeds 75% of the capacity of the crane.
2. A gross weight equal to, or greater than 10 tons.
3. Lifts over buildings, equipment, public roadways, structures, or power lines.
4. A single lift where two or more cranes are used, including tandem lifts and tailing cranes.
5. Lifts made in close proximity of power lines, as defined by CCR Title 8 voltage clearance specifications.
6. Lifts involving helicopters, and specialized or unique and complex rigging equipment.
7. Hoisting of suspended work platforms.
8. Static tower crane erection and dismantlement.
9. Making lifts below the ground level where the crane is positioned.  
Note: Where the below the ground lift is minimal (evaluated by California registered professional engineer), a critical lift plan may not be required.

D. Critical Lift Plan

Where a critical lift will be performed, a written critical lift plan shall be submitted to the Authority Project Manager prior to commencing with the lift. The written plan shall include the following:

1. Crane manufacturer, capacity, and all specifications for the configuration to be used for the lift.
2. Load chart data for the crane to be used to make the lift. Total calculated weight of the load to be lifted including all rigging and other deductions consistent with the manufacturer's load chart.



3. Engineering data shall be provided on the hook assembly (manufacture's certification or independent laboratory testing and load testing within the past 60 days), below-the hook rigging, and all specialized below-the-hook lifting devices.
4. Diagrams of the lift that provides geometrical conditions of the load, rigging, and all crane positions during the lift. The drawing shall provide the following:
  - A. Locations of all components to be lifted prior, during and after the lift is completed.
  - B. Radius points.
  - C. Swing patterns.
  - D. In the event that the lift must be aborted, positions where the load may be safely landed.
  - E. Areas where any personnel, public, and vehicles must be evacuated during the lift.
5. Potential ground loading for each point of contact by the crane in selected locations in which the crane will perform the critical lift.
6. Soil and subsurface data and information pertaining to the location on which the crane used for the critical lift will be positioned. This information shall be procured from an authoritative source such as a geotechnical engineer or a professional civil engineer registered in the state of California.

**Note:** *This information may be available from the Authority for selected locations on some projects.*
7. An engineer shall use the data provided in #5 and #6 above to verify and confirm the following:
  - A. That the soil and subsurface conditions are capable of supporting all loads imposed during the critical lift.
  - B. That the designs of cribbing and other supports used under the crane load points are appropriate to safely transfer such loads.
8. Signature and stamp on the plan by a California registered professional engineer, evidencing review of the plan as meeting the requirements that all loads and load information and calculations contained in the plan are approved, acceptable and safe to perform.



9. Operator qualifications.
10. Method by which communication will be provided to the crane operator. (Designated signal person, two-way radio, hard wire phone system, etc.).
11. A critical lift hazard analysis which identifies the particular hazards (including weather, wind, obstructions, etc.) associated with the lift and the means and methods to reduce, mitigate, or eliminate the hazards.
12. Emergency action plan.
13. Documentation of lift and pre-job meeting shall be conducted by Contractor's Project Manager.

The written plan shall be submitted 7 days prior to any critical lift for review by the Authority Project Manager and the Authority HSEC department. No critical lifts shall be conducted prior to such review.

#### **E. OVERHEAD CRANES**

Before using the Authority overhead cranes, each Contractor shall designate a limited number of employees to attend a training session on the use and limitations of overhead cranes with designated Authority personnel.

#### **2.14 DEMOLITION OPERATIONS (CCR Title 8, Section 1734)**

Before starting demolition activities the required documentation shall be provided to the Authority's Project Manager, upon request, within 72 hours. Contractor shall provide all compliance documentation as required by CCR Title 8 Article 31.

- A. The Contractor shall be responsible for visiting and examining the project site to assess and personally determine the extent of demolition, associated work, debris removal, disposal and general work to be done under this section.
- B. The Contractor shall take possession of all demolished materials, except as noted otherwise in the Contract Documents, and be responsible for disposing of them in accordance with applicable laws and regulations. On-site burning or burial of demolition materials will not be permitted.
- C. Provide continuous noise and dust abatement as required, preventing disturbances and nuisances to the public, workers, and the occupants of adjacent premises and the surrounding areas. Dampen areas affected by demolition operation as necessary to prevent dust nuisance.
- D. Site demolition plan: Indicate methods, procedures, equipment, and structures to be employed. Specify safety measures in accordance with applicable codes including signs, barriers, and temporary walkways. Plans shall be prepared by a qualified person (CSP, CIH, CHST, CHMM, etc.), or as necessary by a professional engineer licensed to practice in the State of California, when so



required by the provisions of the California Board for Professional Engineer and Surveyors.

- E. Equipment, haul routes, and disposal sites to be used in the demolition and disposal work. Copy of manifests showing delivery of disposed materials in accordance with the plan and permit conditions. Certification that all demolished materials removed from the site have been disposed of in accordance with applicable laws and regulations.

## **2.15 EXCAVATION OPERATIONS (CCR Title 8, Section 1541)**

Before starting excavation activities more than 5 feet deep into which people shall enter, the required documentation shall be provided to the Authority's Project Manager, upon request, within 72 hours. All compliance documentation shall comply with the following CCR Title 8, Section 1541 requirements:

- A. A copy of the Contractor's Excavation Permit.
- B. Attention is directed to the applicable sections of the Labor Code concerning trench excavation safety plans, "Trench Safety." Excavation for any trench 5 feet or more in depth shall not begin until the Contractor has received approval from the Engineer of the Contractor's detailed plan for worker protection from the hazards of caving ground during the excavation of that trench and any design calculations used in the preparation of the detailed plan. Excavations 20 feet or greater shall be engineered and plan stamped by a California registered professional engineer.
- C. The detailed plan shall show the details of the design of shoring, bracing, sloping or other provisions to be made for worker protection during the excavation. No plan shall allow the use of shoring, sloping or a protective system less effective than that required by the Construction Safety Orders of the Division of Occupational Safety and Health. If the plan complies with the shoring system standards established by the Construction Safety Orders, the plan shall be submitted at least five (5) days before the Contractor intends to begin excavation for the trench.
- D. Excavations and trenches shall be inspected by a "Competent Person" daily and after every rainfall to determine if they are safe. Daily inspections shall be recorded. Documentation is to be kept on site and available for review upon request.
- E. Excavations are considered class 'C' soil unless documented testing in accordance with 29 CFR Subpart P, Section 1926.650 and CCR Title 8 Standards supports a class 'B' soil classification and is confirmed and stamped by a California registered professional engineer. In no case will excavations be classified as class 'A' soil.

## **2.16 FALL PROTECTION (CCR Title 8, Sections 1669-1671)**

The following standards are required when performing work on Authority property. The required documentation shall be provided to the Authority's Project Manager, upon request, within 72 hours.



- A. Fall protection is required for workers exposed to falls in excess of six (6) feet.
- B. When conventional fall protections methods are impractical or create a greater hazard, a written plan in conformance with CCR Title 8, Article 24, shall be submitted to the Authority a minimum of seven (7) days in advance of the scheduled activity.

## 2.17 FORKLIFTS, BACKHOES AND OTHER INDUSTRIAL TRACTORS (CCR Title 8, Section 3664)

CCR Title 8 defines backhoes as “industrial tractors”. All compliance documentation shall be provided as required by CCR Title 8, Section 3664. The following required documentation shall be provided to the Authority’s Project Manager, upon request, within 72 hours:

- A. A copy of each operator’s certificate or a list of company-authorized industrial tractor operators that have been properly trained in the equipment’s use and limitations. Please state which equipment, and model each operator has been authorized to operate (i.e. forklifts, backhoe, bulldozer, front-end loader, etc.).

## 2.18 ELECTRICAL OPERATIONS

### HIGH VOLTAGE (CCR Title 8, Sections 2700-2974)

Any work on electrical equipment defined by OSHA as high-voltage, at or above 600 volts, requires specialized training certifications and personal protective equipment. Before any high-voltage work commences, the Authority Project Manger must be notified and must provide approval. The following required NFPA 70E certification and a certificate of training from a recognized organization of a two day high voltage safety training course shall be provided to the Authority’s Project Manager, upon request, within 72 hours:

- A. A list of the name(s) of the company-designated high voltage Qualified Electrical Worker(s)

### LOW VOLTAGE (CCR Title 8, Sections 2299-2599)

Only qualified persons shall work on electrical equipment or systems.

- A. Electrical Certification of Training: Contractor employees working on or around electrical panels, wiring, motors, electrical energy sources or similar electrical devices shall have attended a NFPA 70E, Electrical Safety Course and provide to the OCTA Project Manager a copy of employees’ NFPA 70E qualification certificate of training for each employee assigned to electrical tasks on OCTA property or projects.

## 2.19 POWDER-ACTUATED TOOLS (CCR Title 8, Section 1685)

Before using tools such as “Hilti guns” or other powder-actuated tools, the following required documentation shall be provided to the Authority’s Project Manager, upon request, within 72 hours.



- A. A copy of each qualified person's valid operator card.

## **2.20 SCAFFOLDS (CCR Title 8, Sections 1635.1-1677)**

Scaffold erection shall be in compliance with CCR Title 8 Standards. All compliance documentation shall be provided as required by CCR Title 8, Sections 1635.1-1677. In addition, the Contractor shall comply with the following additional requirements.

- A. All scaffolds on Authority project shall be inspected by a competent person qualified for scaffolds in accordance with CCR Title 8 Standards.
- B. Contractor shall arrange for a third party inspection, at least quarterly, by a credentialed professional (insurance carrier, scaffold manufacturer representative, or similar) in addition to the contractors daily self inspections.
- C. A proper scaffold inspection and tagging system shall be maintained identifying compliance status (Example: Green/safe, Yellow/modified-fall protection required, Red/unsafe-do not use).
- D. Contractor shall have a fall protection plan that meets CCR Title 8 Standards for scaffold erectors, an erection/dismantling plan shall be submitted to Authority Project Manager for review prior to start of activity.
- E. Scaffold erection/dismantling shall install handrails beginning on the first level above ground erected, and erectors shall plan erection and dismantling in a manner to maximize handrail protection and minimize employees at unprotected areas.

## **2.21 WARNING SIGNS AND DEVICES**

Signs, signals, and/or barricades shall be visible at all times when and where a hazard exists. Overhead tasks, roofing tasks, excavations, roadwork activity, demolition work, and other recognized hazards shall have guardrail protection, warning barricades, or similar protective measures acceptable to the Authority's Project Manager. Signs, signals, and/or barricades shall be removed when the hazard no longer exists.

## **2.22 STEEL ERECTION**

Steel Erection scope activity shall comply with 29 CFR Subpart R, Section 1926.750, and CCR Title 8 Standards. In addition to OSHA Standards, Contractor shall comply with the following requirements.

- A. Erection planning should incorporate installation methods using aerial devices (man-lifts) and elevated work platforms (scissor lift) to minimize fall hazards of climbing steel where possible. A detailed written job safety analysis (JSA) shall identify installation methods, equipment, and control methods to minimize potential fall hazards.



- B. The Contractor shall not allow any employee to walk the steel unprotected from falls. Contractor employees must be tied-off and "coon" the beam until safety cables are provided to which employees shall use 100% tie-off protection. Two lanyards are required to ensure 100% tie-off protection.
- C. A safe means of access to the level being worked shall be planned. Climbing and sliding down columns are not considered safe access and are forbidden on Authority projects.
- D. A qualified rigger shall inspect the rigging prior to each shift and each lift.
- E. Multiple lift rigging (Christmas Treeing) lifts are forbidden on Authority property and controlled projects.

## **2.23 AUDITS**

- A. The Authority may make periodic patrols of the project site as a part of its normal security and safety program. The Contractor shall not be relieved of its aforesaid responsibilities and the Authority shall not assume same, nor shall it be deemed to have assumed, any responsibility otherwise imposed upon the Contractor, as a result of safety patrols by the Authority.
- B. The Authority may audit the Contractor's safety program for HSE compliance at various intervals of the project, at the sole discretion of the Authority. Elements may include, but are not limited to: OSHA injury & illness records and logs, Job Safety Analysis and safety plans, equipment operator licenses and training records, incident reports, meeting minutes, engineered plans, safety meeting records, crane and rigging plans, equipment inspection records, qualifications of and interviews with key Contractor management personnel, and other similar information. The Contractor shall support and cooperate with these audits at no additional compensation or schedule impacts with this contract.

## **2.24 RAILWAY SAFETY PRECAUTIONS**

- A. Work on operating railways shall be in compliance with 49 CFR, Part 214, CCR Title 8 Standards, and the Southern California Regional Rail Authority (SCRRA).
- B. New construction rail projects require that all employers and contractors are responsible to assure employees are trained and understand on-track safety procedures, and follow roadway worker rules identified in 49 CFR, Part 214, CCR Title 8, SCRRA, the California Department of Transportation (CalTrans), and OCTA HSE Construction Management Requirements (i.e., item E references).
- C. Minimum PPE for workers includes hard hat, safety glasses, orange (i.e., rail company approved color) class 2 reflective vest, safety toe footwear that meets ANSI Z41 1991 (lace-up type over the ankle) and hearing protection (on person and worn as necessary).



## **2.25 FINES**

The Contractor shall be responsible for the payment of all fines levied against the Authority for HSE violations arising from or related to activities over which Contractor has responsibility per the contract.

## **2.26 COMPLIANCE COSTS**

Compliance with Health, Safety and Environmental Compliance identified in these aforementioned Authority Safety Specifications shall be at the expense of the Contractor and included in Bid Documents to the Authority for the Contractor's scope. The Authority shall incur no additional cost or schedule impacts by Contractor, for compliance with California Construction Safety Orders, CCR Title 8 Standards, Federal OSHA Standards, and the Authority Safety Specifications for the protection of persons and property.

## **2.27 REFERENCES**

- A. CCR Title 8 Standards (Cal/OSHA)
- B. CFR Including 1910 and 1926 Standards
- C. NFPA, NEC, ANSI, NIOSH Standards
- D. USACE Construction Quality Management Manual (EM-385-1-1)
- E. Construction Industry Institute (CII)
- F. OCTA Construction Management Procedures Manual
- G. OCTA Yard Safety Rules

**END OF DOCUMENT**



**SECTION V: GENERAL PROVISIONS - EXHIBIT A**



**SECTION V: GENERAL PROVISIONS**

**A. COST BREAKDOWN**

Within 15 calendar days after "Notice to Proceed," the Contractor shall, upon request by the Authority, submit a cost breakdown of the lump sum Bid entered on the Bid Form for all construction work. This cost breakdown will form the basis for progress payments in accordance with these Specifications and shall show all of the major categories and subcategories of work and equipment requested by the Authority. Additionally, all cost shall be segregated between off-site and on-site costs. Mobilization costs shall not exceed 10% of total construction costs. Bonds and insurance costs will be identified as a separate line item. Such cost breakdown shall not be required if the Authority, at its sole discretion, elects to pay the Contractor in lump sum within thirty (30) calendar days of receipt of proper invoice following the Contractor's satisfactory completion and the Authority's acceptance of all work.

**B. PROGRESS PAYMENTS**

1. The Authority, no later than the 25th day of each month, shall prepare a progress payment estimate based on the estimated percentage of completion of each Bid Item and on the Contractor's actually incurred allowable expenses on such Bid Items. The Authority will issue the progress payment, in the amount it deems appropriate, by approximately the 15th day of the following month.
2. For purposes of calculating the progress payments, Authority will use the cost breakdown submitted by the Contractor for each Bid Item at the start of this Agreement. In no event will the Authority make a progress payment that, when added to the prior progress payments, amounts to a sum more than the Contractor's actual aggregate incurred expenses, adjusted to include Contractor's overhead and profit as allocated to such incurred expenses.
3. The Authority will pay only 95% of each progress payment amount as determined above, retaining 5% as part security for the fulfillment of this Agreement by the Contractor.
4. The amount retained in accordance with paragraph B.3., hereinabove from the progress payments will be paid in full to the Contractor as part of the final payment upon Contractor's full completion of this Agreement, except that ½ of 1% of this Agreement's total price shall be retained for one (1) year beyond the date of the Notice of Completion filed for this Agreement as partial security for fulfillment of the warranty obligations by the Contractor under this Agreement.
5. No progress payments will be made for materials not installed.
6. Progress payments made by Authority in no way shall be deemed or construed as acceptance by the Authority of work or waiver by the Authority of any rights



hereunder.

7. The Contractor shall pay subcontractors, promptly upon receipt of each Authority progress payment; the respective amounts allowed the Contractor on account of the work performed by subcontractors, to the extent of each such subcontractor's interest therein. Such payments to subcontractors shall be based on estimates made pursuant to this Agreement. Any diversion by the Contractor of payments received for prosecution of a contract, or failure to reasonably account for the application or use of such payments, constitutes ground for termination of the Contractor's control over the work and for taking over the work, in addition to disciplinary action by the Contractor's State License Board. The subcontractor shall notify, in writing, the Contractor's State License Board and the Authority of any payment less than the amount or percentage approved for the class or item of work as set forth in this Agreement.
8. In addition to other amounts properly withheld under this Agreement, the Authority shall withhold all legally required sums for, but not necessarily limited to, stop notices, labor and tax liens, etc.

**C. FINAL INSPECTION AND ACCEPTANCE**

Promptly after Substantial Completion has occurred, Contractor shall perform all Punch List Work, if any, which was deferred for purposes of Project Completion, and shall satisfy all of its other contractual obligations under the contract documents.

When the Contractor determines that the work is fully completed, including satisfactory completion of all inspections, tests, and required documentation, Punch List and clean-up items, Contractor shall give the Authority a written request for Final Acceptance within ten (10) days thereafter, specifying that the work is completed and the date on which it was completed.

Within thirty (30) days after receipt of the request for Final Acceptance from Contractor, Authority will make a final inspection of the work and will either:

1. Reject the request for Final Acceptance, specifying the defective or uncompleted work; or
2. Issue a written Final Acceptance and record Notice of Completion with County Recorder.

Substantial Completion is defined herein as; In the opinion of the Authority, that Work or portion thereof that is sufficiently complete and in accordance with the Contract, that it can be utilized by the Authority for the purpose for which it was intended. A determination of Substantial Completion does not waive, but may not require the prior completion of minor items, which do not impair the Authority's ability to safely occupy and utilize the Work for its intended purpose.



**D. CLAIMS**

Contractor is required to submit a written claim within ten (10) days after the event or occurrence first giving rise to the potential claim, or in the event of a denial of a request for change by the Authority. All claims shall include a detailed factual statement; including names, dates and specific events that took place. In addition, all claims shall include supporting documents in support of the claim, a detailed analysis of a request for a time extension, if applicable, and a detailed breakdown of a request for additional compensation. A revised construction schedule shall also be included identifying the impact of the delays, including proposals to minimize any of the impacts.

Authority shall respond in writing to a claim within forty-five (45) days of receipt of claim. Within thirty (30) days of receipt of claim, Authority, if necessary, may request additional documentation in support of said claim. If additional documentation is requested, Authority shall respond in writing to the claim within fifteen (15) days after receipt of additional documentation.

Claims filed by the Contractor shall be in sufficient detail to enable the Authority to ascertain the basis and amount of said claims. The Authority will consider and determine the Contractor's claims, and it will be the responsibility of the Contractor to furnish within a reasonable time such further information and details as may be required by the Authority to determine the facts or contentions involved in its claims. Failure to submit such information and details will be sufficient cause for denying the claim.

Claims submitted by the Contractor shall be accompanied by a notarized certificate containing the language listed below. Failure to submit the notarized certificate will be cause for denying the claim.



Certificate

Under the penalty of law for perjury or falsification with specific reference to the California False Claims Act, Government Code Section 12650 et. Seq., the undersigned,

\_\_\_\_\_  
(Name)

\_\_\_\_\_  
(Title)

\_\_\_\_\_  
(Company)

herby certifies that the claim for the additional compensation and time, if any, made herein for the work on this Contract is a true statement of the actual cost incurred and time sough, and is fully documented and supported under the Contract between the parties

Dated: \_\_\_\_\_

Signature: \_\_\_\_\_

Subscribed and sworn before this \_\_\_\_\_ day of \_\_\_\_\_, 20  
\_\_\_\_\_.

\_\_\_\_\_  
Notary Public

My Commission Expires: \_\_\_\_\_

**E. FINAL PAYMENT**

1. After the filing of the Notice of Completion, the Authority will make a proposed final estimate, in writing, of the total amount payable to the Contractor, including therein an itemization of said amount, segregated as to contract item quantities, extra work and any other basis for payment, and shall also show therein all deductions made or to be made for prior payments and amounts to be kept or retained under the provisions of the contract. All prior estimates and payments shall be subject to correction in the proposed final estimate. Within 15 days after proposed final estimate has been submitted, Contractor shall submit to the Authority written approval of proposed final estimate and/or a written statement of all claims of the contract. No claim will be considered that was not included in written statement of claims, nor will any claim be allowed unless the Contractor has previously complied with the notice and protest requirements.
2. On the Contractor's approval, or if he files no claim within stated period,



Authority will issue a final written estimate, in accordance with the proposed final estimate submitted to the Contractor; and 35 days after the date of filing the Notice of Completion Authority will pay the entire sum found to be due. Such final estimate and payment thereon shall be conclusive and binding against the Contractor on all questions relating to the amount of work done and the compensation payable therefore, except as otherwise provided.

3. If the Contractor within said period of 15 days files claims, Authority will issue a semi-final estimate in lieu of the final estimate submitted to the Contractor; and 35 days after the date of filing of the Notice of Completion, the Authority will pay the sum found to be due. Such semi-final estimate and payment thereon shall be conclusive and binding against the Contractor on all questions relating to the amount of work done and the compensation payable therefore, except insofar as affected by the claims filed within the time and in the manner required hereunder and except as otherwise provided.
4. Upon final determination of any outstanding claims, the Authority shall then make and issue a final estimate in writing and within 30 days thereafter, the Authority will pay the entire sum, if any, found due. Such final estimate shall be conclusive and binding against the Contractor on all questions relating to the amount of work done and the compensation payable therefore, except as otherwise provided.

#### **F. EXTRA WORK AND CHANGES**

1. New and unforeseen work, which in the judgment of the Authority is found necessary or desirable for the satisfactory completion of the work, will be classified as extra work, as well as work specifically designated as such in the plans or specifications. The Contractor shall do such extra work and furnish material and equipment therefore as directed by the Engineer in writing by a change order. No extra work will be paid for or allowed unless the same was done upon written change order of the Engineer and after all legal requirements have been complied with. The Contractor agrees that he will accept as full compensation for extra work, so ordered, an amount to be determined by one of the following methods:
  - a. A price mutually agreed upon in writing by the Engineer and Contractor (hereafter Agreed Price).
  - b. Force Account as hereafter provided.
2. It is mutually agreed that on the agreed price, the Contractor and subcontractor(s) shall add not more than a total markup of 20% to be divided between the Contractor and subcontractor(s) as full compensation for all other expenses including overhead, profit, bond, superintendence, insurance and small tools.



3. When extra work is to be paid for on a force account basis, compensation will be determined as follows:

a. Materials

A sum equal to the actual cost to the Contractor of the materials furnished by him, as shown by paid receipts, plus not more than fifteen percent (15%). Only installed materials shall be paid for.

b. Labor

1. The actual wages paid as shown on the certified copies of Contractor's payroll, for all labor directly engaged in the work and including the cost of any compensation insurance paid for by the Contractor, subsistence and travel allowance aid to such workmen as required by collective bargaining agreements plus not more than twenty percent (20%).
2. To the actual wages as described in 1 above will be added a labor surcharge of not more than seventeen percent (17%), and shall constitute full compensation for all other payments, including payments imposed by State and Federal laws.

c. Equipment

1. Equipment will be paid for as a rental charge whether owned by the Contractor or not, and said rental rates prevailing in the area for comparable equipment will be paid. To the direct costs of "Equipment Rental" will be added a not more than fifteen percent (15%) markup.
2. All extra work at Force Account shall be adjusted daily upon report sheets prepared by the Engineer, furnished to the Contractor and signed by both parties. Said daily reports shall thereafter be considered the true record of all extra work done. The decision of the Engineer as to whether extra work has in fact been performed shall be conclusive and binding upon both parties to the contract.

4. A contract change order approved by Authority may be issued to the Contractor at any time. Should the Contractor disagree with any terms or conditions set forth in the contract change order, the Contractor shall submit a written protest to the Authority within 15 days after the receipt of the contract change order. The protest shall state the points of disagreement and, if possible, the contract specification references, quantities and costs involved. If a written protest is not submitted within the above period, payment will be made as set forth in the approved contract change order and such payment shall constitute full compensation for all work included therein or required thereby. Such unprotested approved contract change orders will be considered as executed



contract change orders.

5. Contractor shall promptly notify the Authority in writing when it receives direction, instruction, interpretation or determination from any source other than the Authority or its designated representatives that may lead to or cause change in the work. Such written notification shall be given to the Authority before the Contractor acts on said direction, instruction, interpretation or determination.

**G. EXTENDED FIELD OFFICE OVERHEAD COSTS**

1. Within thirty (30) days after receipt of the Notice to Proceed, the Contractor shall submit a written statement to the Authority detailing its field office overhead costs which are time related. The Authority will review this cost submittal and reach a written agreement with the Contractor on a daily field office overhead cost rate which shall be issued as an agreed upon Change Order. The daily rate agreed to in this Change Order will be applicable throughout the duration of the Contract. No field office costs will be paid until such agreement is reached between the Authority and the Contractor and the Change Order concerning this daily rate is executed by both parties.
2. The individual cost components of the daily field office overhead rate shall represent costs which increase as a direct result of any time extension caused solely and exclusively by an act of the Authority. This listing may include such cost items as on-site project management, supervision, engineering and clerical salaries; on-site office utilities and rent; on-site company vehicles and their operating expenses; and site maintenance and security expenses. Field office overhead costs which are unaffected by increased time shall not be allowable costs in calculating the daily field office overhead rate. These non-time related costs include, but are not limited to, acquisition and installation of stationary equipment; temporary construction facilities; utilities and office furnishings (unless such items are rented or leased); the preparation of the site including clearing, grubbing, grading and fencing; mobilization and demobilization costs; and the costs of permits, bonds and insurance coverage for the project.
3. The individual wage cost components used to calculate the daily field office overhead rate shall be supported by actual employee payroll records, not salary ranges or estimates. Hourly rates for management, supervisory, engineering and clerical employees shall be based upon 2,080 work hours per year and shall not include allowances for holidays, vacation or sick time.



4. The daily field office overhead rate shall be multiplied by the number of days the Contract is delayed or extended by Change Order and shall be added to the agreed upon Change Order cost. The days of delay shall be those caused solely by action of the Authority and documented by a time impact analysis prepared and submitted by the Contractor. In the event of a deductive Change Order is issued which reduces time under the Contract, the daily field office overhead rate shall be added to the deductive amount. No allowance for overhead costs and no profit allowance shall be added to the extended field office overhead cost.

#### **H. ACCELERATION**

1. Authority reserves the right to accelerate the work of the Contract at any time during its performance. In the event that the Authority directs acceleration, such directive will be given to the Contractor in writing. The Contractor shall keep cost and other Project records related to the acceleration directive separately from normal Project cost records and shall provide a written record of acceleration costs to the Authority on a daily basis.
2. In the event that the Contractor believes that some action or inaction on the part of the Authority constitutes an acceleration directive, the Contractor shall immediately notify the Authority in writing that the Contractor considers the actions or inactions an acceleration directive. This written notification shall detail the circumstances of the acceleration directive. The Contractor shall not accelerate their work efforts until the Authority responds to the written notification. If acceleration is then directed or required by the Authority, all cost records referred to in section (1) shall be maintained by the Contractor and provided to the Authority on a daily basis.
3. In order to recover additional costs due to acceleration, the Contractor must document that additional expenses were incurred and paid by the Contractor. Labor costs recoverable will only be overtime or shift premium costs or the cost of additional laborers brought to the site to accomplish the accelerated work effort. Equipment costs recoverable will only be the cost of added equipment mobilized to the site to accomplish the accelerated work effort.

#### **I. VALUE ENGINEERING**

Authority encourages the Contractor to submit Value Engineering Proposals (VEP's) whenever it identifies areas and/or instances in which improvements can be made, in order to avail the Authority of potential cost savings. Contractor and the Authority will share any savings in the manner described below.

A VEP applies to a Contractor developed and documented VEP that:

1. Requires a change to the contract.



2. Reduces the total contract price without impairing essential functions or characteristics of the work.
3. Results in an estimated total net savings to the Authority equal to or greater than \$1,000.

At a minimum, a VEP should include the following information:

1. A description of the existing contract requirements that are involved in the proposed change.
2. A description of the proposed change, and all specifications and/or plans necessary for the complete evaluation of the proposed change. Include a discussion of the differences between existing requirements and the proposed change, together with advantages and disadvantages of each changed item. All relevant back up documentation needs to be included to support proposed changes.
3. Cost estimate for existing contract requirements correlated to the Contractors lump sum breakdown and the proposed changes in those requirements, including costs of development and implementation by the Contractor.

Contractor shall submit the VEP to the Authority. At its sole discretion, Authority may accept, in whole or in part and by change order, any VEP submitted pursuant to this section. Until a change order is issued on a VEP, Contractor shall remain obligated to perform in accordance with the contract. The decision of the Authority as to the rejection or acceptance of a VEP shall be at the sole discretion of the Authority.

If a VEP, submitted by the Contractor pursuant to this section is accepted by the Authority, the total contract price shall be adjusted based upon a sharing of the net savings by the Contractor and the Authority (50% Authority, 50% Contractor). Contractor's profit shall not be reduced by application of the VEP.

Net savings are defined as gross savings less the Contractor's costs and less the Authority's costs.

1. Contractors cost means reasonable costs incurred by the Contractor in preparing the VEP and making the change.
2. Authority's costs means reasonable costs incurred by the Authority for evaluating and implementing the VEP.
3. Contractor is not entitled to share in either concurrent, collateral or future contract savings. Collateral savings are those measurable net reductions in the Authority's costs of operation that result from the VEP. Concurrent savings cover the reductions in the cost of performance of other contracts.



Contractor shall include appropriate VEP provisions in all subcontracts greater than \$25,000.

**J. STOP NOTICES**

The Authority, at its sole discretion, may, at any time, retain out of any amounts due the Contractor, sums sufficient to cover claims filed pursuant to Section 9358 et. seq. of the California Civil Code.

**K. ORDER OF WORK**

Contractor shall perform work hereunder at such places, and in such order or precedence, as may be determined necessary by the Engineer to expedite completion of the required work.

**L. LABOR PROVISIONS**

**1. Prevailing Wages**

Contractor shall comply with all applicable requirements of Division 2, Part 7, Chapter 1 of the Labor Code and all applicable federal requirements respecting prevailing wages. If there is a difference between the minimum wage rates predetermined by the Secretary of Labor and the wage rates determined by the Director of the Department of Industrial Relations (DIR) for similar classifications of labor, the Contractor and subcontractors shall not pay less than the higher wage rate. The DIR will not accept lower state wage rates not specifically included in the Federal minimum wage determination.

**2. Minimum Wages**

- a. All mechanics and laborers employed or working upon the site of the work will be paid unconditionally, and not less often than once a week and without subsequent deduction or rebate on any account, the full amounts due at time of payment computed at wage rates not less than those specified in the General Wage Determinations referenced in this section regardless of any contractual relationship which may be alleged to exist between the Contractor and such laborers and mechanics; and the wage determination decision shall be posted by the Contractor at the site of the work in a prominent place where it can be easily seen by the workers. For the purpose of this clause, contributions made or cost reasonably anticipated under the Labor Code of the State of California on behalf of laborers or mechanics are considered wages paid by such Laborers or mechanics. Also for the purpose of this clause, regular contributions made or costs incurred for more than a weekly period under plans, funds or programs, but covering the particular weekly period, are deemed to be constructively made or incurred during such weekly period.



- b. Authority shall require that any class of laborers or mechanics, including apprentices and trainees, which is not listed in the General Wage Determinations and which is to be employed under this Contract, shall be classified conformably to such wage determinations. In the event the Authority does not concur in the Contractor's proposed classification or reclassification of a particular class of laborers and mechanics (including apprentices and trainees) to be used, the question, accompanied by the recommendation of the Authority, shall be referred to the State Director of Industrial Relations for determination.
  - c. Authority shall require, whenever the minimum wage rate prescribed in the contract for a class of laborers or mechanics includes a fringe benefit which is not expressed as an hourly wage and the Contractor is obligated to pay a cash equivalent of such a fringe benefit, an hourly cash equivalent thereof to be established. In the event the interested parties cannot agree upon cash equivalent of the fringe benefit, the questions, accompanied by the recommendation of the Authority, shall be referred to the State Director of Industrial Relations for determination.
  - d. All disputes concerning the payment of wages or the classification of workers under this Agreement shall be promptly reported to the Authority.
3. Deductions

Authority may deduct from each progress payment and the Final Payment the following:

- a. Any Authority or third party claims or losses for which Contractor is responsible hereunder or any Liquidated Damages which have accrued as of the date of the application for payment;
- b. If a notice to stop payment is filed with Authority, due to the Contractor's failure to pay for labor or materials used in the work, money due for such labor or materials, plus the 25% prescribed by law, will be withheld from payment to the Contractor. In accordance with Section 9358 of the Civil Code, Authority may accept a bond by a corporate surety in lieu of withholding payment;
- c. Any sums expended by or owing to Authority as a result of Contractor's failure to maintain the as-built drawings;
- d. Any sums expended by Authority in performing any of the Contractor's obligations under the Contract which Contractor has failed to perform; and



- e. Any other sums which Authority is entitled to recover from Contractor under the terms of the Contract.

The failure by Authority to deduct any of these sums from a progress payment shall not constitute a waiver of Authority's right to such sums.

All amounts owing by Contractor to Authority under the Contract shall earn interest from the date on which such amount is owing at the lesser of (i) 10% per annum or (ii) the maximum rate allowable under applicable Governmental Rules.

#### 4. Payrolls and Basic Records

- a. Payrolls and basic records relating thereto will be maintained during the course of the work and preserved for a period of three (3) years thereafter for all laborers and mechanics working at the site of the work. Such records will contain the name, address and social security number of each such worker, the correct classification, rates of pay, daily and weekly number of hours worked, deductions made and actual wages paid.
- b. Contractor will submit weekly a copy of all payrolls to the Authority as required in these "Labor Provisions." The copy shall be accompanied by a statement signed by the employer or its agent indicating that the payrolls are correct and complete, that the wage rates contained therein are not less than those determined by the State Director of Industrial Relations and that the classifications as set forth for each laborer or mechanic conform to the work performed. A submission of the "Weekly Statement of Compliance," which is required under this Contract, shall satisfy this requirement. The prime Contractor shall be responsible for the submission of copies of payrolls of all subcontractors. The Contractor will make the records required under the labor standard clauses of the contract available for the inspection by authorized representatives of the Authority, and will permit such representatives to interview employees during working hours on the job.

#### 5. Apprentices and Trainees

- a. Apprentices: Apprentices will be permitted to work at less than the predetermined rate for the work they perform when they are employed and individually registered in a bona fide apprenticeship program as defined in section 1777.5 of the Labor Code of the State of California. The allowable ratio of apprentices to journeymen in any craft classification shall not be greater than the ratio permitted to the Contractor as to his entire work force under the registered program. Any employee listed on a payroll at an apprentice wage rate who is not registered or otherwise employed as stated above, shall be paid the wage rate determined by the State Director



of Industrial Relations for the classification of work he actually performed. The Contractor or subcontractor will be required to furnish to the Authority or the State Director of Industrial Relations written evidence of the registration of his program and apprentices as well as the appropriate ratios and wage rates (expressed in percentages of the journeyman's rate contained in the applicable wage determination).

- b. Trainees: Except as provided in 29 CFR 5.15, trainees will not be permitted to work at less than the predetermined rate for the work performed unless they are employed pursuant to or individually registered in a program which has received prior approval, evidenced by formal certification, by the U.S. Department of Labor, Employment and Training Administration, Bureau of Apprenticeship and Training. The ratio of trainees to journeymen shall not be greater than that permitted under the plan approved by the Bureau of Apprenticeship and Training. Every trainee must be paid at not less than the rate specified in the approved program for his level of progress. Any employee listed on the payroll at a trainee rate who is not registered and participating in a training plan approved by the Bureau of Apprenticeship and Training shall be paid not less than the wage rate determined by the Secretary of Labor for the classification of work he actually performed. The Contractor or subcontractor will be required to furnish the contracting officer or a representative of the Wage-Hour Division of the U.S. Department of Labor written evidence of the certification of his program, the registration of the trainees, and the ratios and wage rates prescribed in that program. In the event the Bureau of Apprenticeship and Training withdraws approval of a training program, the Contractor will no longer be permitted to utilize trainees at less than the applicable predetermined rate for the work performed until an acceptable program is approved.
- c. Equal Employment Opportunity: The utilization of apprentices and journeymen under this part shall be in conformity with the equal employment opportunity requirements of Executive Order 11246, as amended, 29 CFR Part 30, and 41 CFR Part 60.

#### 6. Compliance With Copeland Regulations (29 CFR Part 3)

The Contractor shall comply with the Copeland "Anti-Kickback" Act (18 U.S.C. 874 and 40 U.S.C. 276c). The Contractor shall also comply with the Copeland Regulations (29 CFR Part 3) of the Secretary or Labor which are herein incorporated by reference.

#### 7. Contract Termination; Debarment

A breach of item 1 through 6 may be grounds for termination of the contract, and for debarment as provided in 29 CFR Section 5.6.



**8. Overtime Requirements**

No Contractor or subcontractor contracting for any part of the contract work which may require or involve the employment of laborers or mechanics shall require or permit any laborer or mechanic in any work week in which he is employed on such work to work in excess of 8 hours a day or 40 hours in such work week unless such laborer or mechanic receives compensation at a rate not less than one and one-half times the basic rate of pay for all hours worked in excess of 8 hours a day or 40 hours in such work week.

**9. Violation; Liability for Unpaid Wages**

Pursuant to section 1775 of the Labor Code of the State of California, in the event that any workman employed on this public works project is paid less than the amount specified in the General Prevailing Wage Determinations or less than is required, relative to overtime, the Contractor and any subcontractor responsible therefore shall be liable to the affected workman for the unpaid wages. In addition, such Contractor and subcontractor shall be liable to the State of California or the Authority for liquidated damages. Such liquidated damages shall be computed with respect to each individual workman found to be underpaid and shall be in the amount of \$50 per calendar day that a workman was underpaid.

**10. Withholding for Liquidated Damages**

The Authority may withhold or cause to be withheld, from any monies payable on account of work performed by the Contractor or subcontractor, such sums as may administratively be determined to be necessary to satisfy any liabilities of such Contractor or subcontractor for liquidated damages as provided in this section.

**11. Final Labor Summary**

The Contractor and each subcontractor shall furnish to the Authority, upon the completion of the contract, a summary of all employment, indicating for the completed project, the total hours worked and the total amount earned.



**12. Final Certificate**

Upon completion of the contract, the Contractor shall submit to the Authority, with the voucher for a final payment for any work performed under the contract, a concerning wages and classifications for laborers and mechanics, including apprentices and trainees employed on the project, in the following form:

The undersigned, Contractor on

---

(Contract No.)

hereby certifies that all laborers, mechanics, apprentices and trainees employed by the Contractor or by a subcontractor performing work under the contract on the project have been paid wages at rates not less than those required by the contract provisions, and that the work performed by each such laborer, mechanic, apprentice or trainee conformed to the classifications set forth in the contract or training program provisions applicable to the wage rate paid.

---

Signature and Title

**13. Notice to the Authority of Labor Dispute**

Whenever the Contractor has knowledge that any actual or potential labor dispute is delaying or threatens to delay the timely performance of this contract, the Contractor shall immediately give notice thereof, including all relevant information with respect thereto, to the Authority.

**14. Disputes Clause**

- a. All disputes concerning the payment of prevailing wage rates or classifications shall be promptly reported to the Authority for its referral to DOT for decision or, at the option of the Authority, DOT referral to the Secretary of Labor. The decision of DOT or the Secretary of Labor, as the case may be, shall be final.
- b. All questions relating to the application or interpretation of the Copeland Act, the Contract Work Hours Standards Act, the Davis-Bacon Act, or Section 13 of the Act shall be sent to the Federal Transit Administration (FTA) for referral to the Secretary of Labor for ruling or interpretation, and such ruling or interpretation shall be final.

**15. Convict Labor**

In connection with the performance of work under this Contract, the Contractor agrees not to employ any person-undergoing sentence of



imprisonment at hard labor. This does not include convicts who are on parole or probation.

#### 16. Insertion in Subcontracts

The Contractor shall set forth in item 1 through 15 of this Section so that all of the provisions of this section will be inserted in all construction subcontracts of any tier, and such other clauses as the Government may by appropriate instructions require.

#### 17. Certified Payrolls

- a. The Authority shall obtain from the Contractor and each subcontractor a certified copy of each weekly payroll within seven (7) days after the regular payroll date. Following a review by the Authority for compliance with State and Federal labor laws, the payroll copy shall be retained at the project site for later review by FTA.
- b. Contractor may use the Department of Labor Form WH-347, "Optional Payroll Form," which provides for all the necessary payroll information and certifications.
- c. If, on or before the 20th of the month, the Contractor has not submitted satisfactory payrolls covering its work and the work of all subcontractors for all payroll periods ending on or before the 6th of that month, such payrolls will be considered to be delinquent. Regardless of the number of delinquent payrolls, an amount equal to 10% (but not less than \$1,000 or more than \$10,000) shall be deducted from the estimate. Deductions will be made separately for each estimate period in which a new delinquency appears and will be continued until payrolls have been submitted.
- d. Contractors employing apprentices or trainees under approved programs shall include a notation on the first weekly certified payrolls submitted to the Authority that their employment is pursuant to an approved program and shall identify the program.

#### **M. TIME EXTENSION/DELAYS**

- a. Contractor may be granted an extension of time for any portion of a delay in completion of the work due to acts of God, the public enemy, wars, civil unrest, fires, quarantine restrictions, or weather more severe than normal, providing that (1) the aforesaid causes were not foreseeable and did not result from an act or omission by the Contractor, (2) Contractor has taken reasonable precautions to prevent further delays owing to such causes, and (3) Contractor notifies Authority in writing of the cause(s) for the delay within



ten (10) days from the beginning of any such delay. No claims for additional compensation or damages for the foregoing delays shall be allowed to the Contractor, and the extension of time provided for herein shall be the sole remedy of the Contractor on account of any such delays.

- b. An extension of time will not be granted for a delay described in the above paragraph(s) caused by a shortage of materials, except if materials are furnished by Authority, unless the Contractor supplies the Authority with documented proof that every effort to obtain the materials from all known sources that (a) such materials could have been obtained only at exorbitant prices or (b) the prices were entirely inconsistent with current rates, taking into account the quantities; and (c) such facts could not have been known or anticipated at the time the Notice To Proceed was issued. Contractor shall also submit proof, that the inability to obtain such materials when originally planned, did in fact, cause a delay in completion of the work that could not be compensated for by revising the sequence of its operations. Only the physical shortage of material will be considered as a basis for an extension of time.
- c. An extension of time for weather more severe than normal shall be granted only to the extent the work is actually delayed as determined by the Authority. Normal is defined as the monthly average of the temperature and rainfall wherein the work was performed for the prior 20 years before the execution of the contract.
- d. In the event Contractor is actually and necessarily delayed by an act or omission on the part of the Authority, as determined by the Authority, the Contractor shall notify the Authority in writing within five (5) days from the beginning of any such delay. The time for completion of the work may be extended at the sole discretion of the Authority.
- e. Within 30 days after the last day of delay, Contractor shall provide Authority with detailed information concerning the circumstances of the delay, the number of days actually delayed, and the measures taken to minimize or prevent the delay. Failure to submit information shall be sufficient reason to deny the claim. Authority shall ascertain the facts and the extent of the delay; and provide the Contractor its written findings, which will be final and conclusive. Except for the additional compensation for herein and except as provided in Public Contract Code Section 7102, Contractor shall have no claim for damages or compensation for any delay or hindrance.
- f. No extension of time will be granted for any Authority caused delay or delay as defined in which (a) the performance of work would have been concurrently delayed by Contractor induced causes, including but not limited to an act or omission of the Contractor, or (b) remedies are included or excluded by any other contract provision. Only the actual delay necessarily resulting from the causes specified in this Article shall be



grounds for extension of time. Should the Contractor be delayed at any time for any period by two or more of the causes specified in this article, Contractor shall only be entitled to one time extension for the entire delay.

- g. Any time extension granted to Contractor shall not release the Contractor or surety from its obligations. Work shall continue and be carried on in accordance with the contract provisions, unless formally suspended or terminated by the Authority.

## **N. NONDISCRIMINATION**

During the performance of this Contract, the Contractor agrees as follows:

1. The Contractor will not discriminate against any employee or applicant for employment because of race, creed, color or national origin. The Contractor will take affirmative action to ensure that applicants are employed, and that employees are treated during employment without regard to their race, religion, color, sex or national origin. Such action shall include, but not be limited to employment; upgrading; demotion; transfer; recruitment or recruitment advertising; layoff; termination; rates of pay or other forms of compensation; and selection for training, including apprenticeship. The Contractor agrees to post, in conspicuous places available to the employees and applicants for employment, notices to be provided setting forth the provisions of this nondiscrimination clause.
2. The Contractor will, in all solicitations or advertisements for employees placed by or on behalf of the Contractor, state that all qualified applicants will receive consideration for employment without regard to race, religion, color, sex or national origin.
3. The Contractor will send to each labor union or representative of workers with which it has a collective bargaining agreement or other contract or understanding, a notice to be provided advising the said labor union or workers' representatives of the Contractor's commitments under this Section, and shall post copies of the notice in conspicuous places available to employees and applicants for employment.
4. The Contractor will comply with all provisions of Executive Order 11246 of September 24, 1965, and of the rules, regulations and relevant orders of the Secretary of Labor. The Contractor will furnish all information and reports required by Executive Order 11246 of September 24, 1965, and by rules, regulations and orders of the Secretary of Labor, or pursuant thereto, and will permit access to his books, records and accounts by the administering agency and the Secretary of Labor for purposes of investigation to ascertain compliance with such rules, regulations and orders.
5. In the event of the Contractor's noncompliance with the nondiscrimination



clauses of this Contract or with any of the said rules, regulations or orders, this Contract may be canceled, terminated or suspended in whole or in part, and the Contractor may be declared ineligible for further Government contracts or Federally assisted construction contracts in accordance with procedures authorized in Executive Order 11246 of September 24, 1965, and such other sanctions may be imposed and remedies invoked as provided in Executive Order 11246 of September 24, 1965, or by rule, regulation or order, of the Secretary of Labor, or as otherwise provided by law.

6. The Contractor will include the provisions of this Paragraph ("Nondiscrimination") in every subcontract or purchase order entered into under this Agreement unless exempted by rules, regulations or orders of the Secretary of Labor issued pursuant to Section 204 of Executive Order 11246 of September 24, 1965, so that such provisions will be binding upon each subcontractor or vendor. The Contractor will take such action with respect to any subcontract or purchase order as the administering agency may direct as a means of enforcing such provisions, including sanctions for noncompliance provided, however, that in the event a Contractor becomes involved in, or is threatened with, litigation with a subcontractor or vendor as a result of such direction by the administering agency, the Contractor may request the United States to enter into such litigation to protect the interests of the United States.
7. No person employed on the work covered by this Agreement shall be discharged or in any way discriminated against because he has filed any complaints or instituted or caused to be instituted any proceeding or has testified or is about to testify in any proceeding under or relating to the labor standards applicable hereunder to his employer.

**O. TITLE VI OF THE CIVIL RIGHTS ACT OF 1964**

Contractor agrees to comply with and ensure compliance by all subcontractors with all requirements of Title VI of the Civil Rights Act of 1964, as amended, 42 U.S.C. §2000d; 49 U.S.C. §5332 and Department of Transportation Regulations, "Nondiscrimination in Federally-Assisted Programs of the Department of Transportation-Effectuation of Title VI of the Civil Rights Act," 49 CFR Part 21.

**P. AFFIRMATIVE ACTION**

Contractors and subcontractors holding a value of work of \$10,000 or more must submit a Monthly Employment Utilization Report (Form 257) to the Authority Engineer by the 5th of each month or sanctions shall be applied for late submittal, non-submittal and incomplete forms returned to the Contractor and resubmitted after the due date.

The reporting period shall be for each calendar month.



The report shall include the information requested for each Contractor's aggregate work force (for all workers on all projects within Orange County) and not just for workers on this project.

If the form is not received by the 5th of the month, a deduction of 10% (with a minimum of \$1,000 and a maximum of \$10,000) will be withheld from the monthly estimate at the option of the Authority.

The Contractor shall designate an Equal Employment Officer for the project and notify the Authority in writing whom that person is prior to beginning of work. All workers shall also be informed who the EEO Officer is.

**Q. STANDARD FEDERAL EQUAL EMPLOYMENT OPPORTUNITY  
CONSTRUCTION CONTRACT SPECIFICATIONS (EXECUTIVE ORDER 11246)**

1. As used in these specifications:
  - a. "Covered area" means the geographical area described in the solicitation from which this Contract resulted;
  - b. "Director" means Director, Office of Federal Contract Compliance Programs, United States Department of Labor, or any person to whom the Director delegates Authority;
  - c. "Employer identification number" means the Federal Social Security number used on the Employer's Quarterly Federal Tax Return, U.S. Treasury Department Form 941;
  - d. "Minority" includes persons who are citizens or lawful permanent residents of the United States and are one of the following:
    - 1) Black (all persons having origins in any of the Black African racial groups not of Hispanic origin);
    - 2) Hispanic (all persons of Mexican, Puerto Rican, Cuban, Central or South American, Portuguese American or other Spanish culture or origin, regardless of race);
    - 3) Asian and Pacific Islanders (all persons having origins in any of the original peoples of the Far East, Southeast Asia, the Indian subcontinent or the Pacific Islands);
    - 4) American Indians and Alaskan Native (all persons having origins in any of the original peoples of North America and maintaining identifiable tribal affiliations through membership and participation or community identification);
    - 5) Women regardless of ethnicity.



2. In order for the nonworking training hours of apprentices to be counted in meeting the goals, such apprentices must be employed by the Contractor during the apprenticeship period, and the Contractor must have made a commitment to employ the apprentices at the completion of their training, subject to the availability of employment opportunities. Trainees must be trained pursuant to training programs approved by the U.S. Department of Labor.
3. The Contractor shall take specific affirmative actions to ensure equal employment opportunity. The evaluation of the Contractor's compliance with these specifications shall be based upon its effort to achieve maximum results from its actions. The Contractor shall document these efforts fully, and shall implement affirmative action steps at least as extensive as the following:
  - a. Ensure and maintain a working environment free of harassment, intimidation and coercion at all sites, and in all facilities at which the Contractor's employees are assigned to work. The Contractor, where possible, will assign two or more women to each construction project. The Contractor shall specifically ensure that all foremen, superintendents and other on-site supervisory personnel are aware of and carry out the Contractor's obligation to maintain such a working environment, with specific attention to minority or female individuals working at such sites or in such facilities.
  - b. Establish and maintain a current list of disadvantaged and female recruitment sources, provide written notification to minority and female recruitment sources and to community organizations when the Contractor or its unions have employment opportunities available, and maintain a record of the organization's responses.
  - c. Maintain a current file of the names, addresses and telephone numbers of each minority and female off-the-street applicant and disadvantaged or female referral from a union, a recruitment source or community organization and of what action was taken with respect to each such individual. If such individual was sent to the union hiring hall for referral and was not referred back to the Contractor by the union or, if referred, not employed by the Contractor, this shall be documented in the file with the reason therefore, along with whatever additional actions the Contractor may have taken.
  - d. Provide immediate written notification to the Director when the union or unions with which the Contractor has a collective bargaining agreement has not referred to the Contractor a disadvantaged person or woman sent by the Contractor, or when the Contractor has other information that the union referral process has impeded the Contractor's efforts to meet its obligations.



- e. Develop on-the-site-training opportunities and/or participate in training programs for the area which expressly include minority and women, including upgrading programs and apprenticeship and trainee programs relevant to the Contractor's employment needs, especially those programs funded or approved by the Department of Labor. The Contractor shall provide notice of these programs to the sources compiled under 3.b. above.
- f. Disseminate the Contractor's EEO policy by providing notice of the policy to unions and training programs and requesting their cooperation in assisting the Contractor in meeting its EEO obligations; by including it in any policy manual and collective bargaining agreement; by publicizing it in the company newspaper, annual report, etc.; by specific review of the policy with all management personnel and with all minority and female employees at least once a year; and by posting the company EEO policy on bulletin boards accessible to all employees at each location where construction work is performed.
- g. Review, at least annually, the company's EEO policy and affirmative action obligations under these specifications with all employees having any responsibility for hiring, assignment, layoff, termination or other employment decisions including specific review of these items with on-site supervisory personnel such as Superintendents, General Foreman, etc., prior to the initiation of construction work at any job site. A written record shall be made and maintained identifying the time and place of these meetings, persons attending, subject matter discussed and disposition of the subject matter.
- h. Disseminate the Contractor's EEO policy externally by including it in any advertising in the news media, specifically including minority and female news media, and providing written notification to and discussing the Contractor's EEO policy with other Contractors and subcontractors with whom the Contractor does or anticipates doing business.
- i. Direct its recruitment efforts, both oral and written, to minority, female and community organizations, to schools with minority and female students and to minority and female recruitment and training organizations serving the Contractors' recruitment area and employment needs. Not later than one month prior to the date of the acceptance of applications for apprenticeship or other training by any recruitment source, the Contractor shall send written notification to organizations such as the above, describing the opening, screening, procedures and tests to be used in the selection process.



- j. Encourage present minority and female employees to recruit other minority persons and women and, where reasonable, provide after school, summer and vacation employment to minority and female youth both on the site and in other areas of Contractor's work force.
  - k. Validate all tests and other selection requirements where there is an obligation to do so under 41 C.F.R., Part 60-3.
  - l. Conduct, at least annually, an inventory and evaluation of all minority and female personnel for promotional opportunities, and encourage these employees to seek or to prepare for, through appropriate training, etc., such opportunities.
  - m. Ensure that seniority practices, job classifications, working assignments and other personnel practices, do not have a discriminatory effect by continually monitoring all personnel and employment related activities to ensure that the EEO policy and the Contractor's obligations under these specifications are being carried out.
  - n. Ensure that all facilities and company activities are non-segregated except that separate or single-user toilet and necessary changing facilities shall be provided to assure privacy between the sexes.
  - o. Document and maintain a record of all solicitations or offers for subcontracts from disadvantaged and female construction Contractors and suppliers, including circulation of solicitations, to disadvantaged and female Contractor associations and other business associations.
  - p. Conduct a review, at least annually, of all supervisors' adherence to and performance under the Contractor's EEO policies and affirmative action obligations.
4. Contractors are encouraged to participate in voluntary associations, which assist in fulfilling one or more of their affirmative action obligations (3. (a) through (p)). The efforts of a Contractor association, joint Contractor-union, Contractor-community, or other similar group of which the Contractor is a member and participant, may be asserted as fulfilling any one or more of its obligations under 3. (a) through (p) of these specifications provided that the Contractor actively participates in the group, makes every effort to assure that the group has a positive impact on the employment of minorities and women in the industry, ensures that the concrete benefits of the program are reflected in the Contractor's minority and female work force participation, make a good faith effort to meet its individual goals and timetables, and can provide access to documentation which demonstrates the effectiveness of actions taken on behalf of the Contractor. The obligation to comply, however, is the



Contractor's failure if such a group to fulfill an obligation, shall not be a defense for the Contractor's noncompliance.

5. A single goal for minorities and a separate single goal for women have been established. The Contractor, however, is required to provide equal employment opportunity and to take affirmative action for all minority groups, male and female, and all women, both minority and nonminority. Consequently, the Contractor may be in violation of the Executive Order if a particular group is employed in a substantially disparate manner (for example, even though the Contractor has achieved its goals for women generally, the Contractor may be in violation of the Executive Order 11246 if a specific minority group of women is underutilized.)
6. The Contractor shall not use the goals and timetables or affirmative action standards to discriminate against any person because of race, color, religion, sex or national origin.
7. The Contractor shall not enter into any subcontract with a person or firm debarred from Government contracts pursuant to Executive Order 11246.
8. The Contractor shall carry out such sanctions and penalties for violation of these specifications and of the Equal Opportunity Clause, including suspension, termination and cancellation of existing subcontracts as may be imposed or ordered pursuant to Executive Order 11246, as amended, and its implementing regulations by the Office of Federal Contract Compliance Programs. Any Contractor who fails to carry out such sanctions and penalties shall be in violation of these specifications and Executive Order 11246, as amended.
9. The Contractor, in fulfilling its obligations under these specifications, shall implement specific affirmative action steps, at least as extensive as those standards prescribed in item 7 of these specifications, so as to achieve maximum results from its efforts to ensure equal employment opportunity. If the Contractor fails to comply with the requirements of the Executive Order, the implementing regulations, or these specifications, the Director shall proceed in accordance with 41 C.F.R. 60-4.8.
10. The Contractor shall designate a responsible official to monitor all employment related activity to ensure that the company EEO policy is being carried out, to submit reports relating to the provisions hereof as may be required by the Government and to keep records. Records shall at least include for each employee the name, address, telephone numbers, construction trade, union affiliation, if any, employee identification number when assigned, social security number, race, sex, status (e.g., mechanic, apprentice, trainee, helper or laborer), dates of changes in status, hours worked per week in the indicated trade, rate of pay, and locations at which the work was performed. Records shall be maintained in an easily understandable and retrievable form; however, to



the degree of existing records satisfy this requirement; Contractor shall not be required to maintain separate records.

11. Nothing herein provided shall be construed as a limitation upon the application of other laws which establish different standards of compliance or upon the application of requirements for the hiring of local or other area residents (e.g., those under the Public Works Employment Act of 1977 and the Community Development Block Grant Program).

#### **R. CONFLICT OF INTEREST**

All Contractors responding to this Invitation For Bids must avoid organizational conflicts of interest which would restrict full and open competition in this procurement. An organizational conflict of interest means that due to other activities, relationships or contracts, a Contractor is unable, or potentially unable to render impartial assistance or advice to the Authority; a Contractor's objectivity in performing the work identified in the specifications is or might be otherwise impaired; or a Contractor has an unfair competitive advantage. Contractor is obligated to fully disclose to the Authority in writing any conflict of interest issues as soon as they are known. All disclosures must be disclosed at the time of bid submittal.

#### **S. CODE OF CONDUCT**

Contractor agrees to comply with the Authority's Code of Conduct as it related to Third-Party contracts, which is hereby referenced and by this reference is incorporated herein. Contractor agrees to include these requirements in all of it's subcontracts.

#### **T. GOVERNMENT INSPECTIONS**

The Authority or Federal Government representatives shall have access to the construction site and shall have the right to inspect all project works.

#### **U. LICENSING, PERMITS AND INSPECTION COSTS**

1. The Contractor warrants that it has all necessary licenses and permits required by the laws of the United States, State of California, the County of Orange, the Local Jurisdictions, and all other appropriate governmental agencies, and agrees to maintains these licenses and permits in effect for the duration of the Agreement. Further, Contractor warrants that its employees, agents, and Contractors and subcontractors shall conduct themselves in compliance with such laws and licensure requirements including, without limitation, compliance with laws applicable to nondiscrimination, sexual harassment and ethical behavior throughout the duration of this Agreement. Contractor further warrants that it shall not retain or employ an unlicensed subcontractor to perform work on this Project. Contractor shall notify the Authority immediately and in writing of its employees', agents', Contractors' or subcontractors' inability to obtain or maintain, irrespective of the pendency of any appeal, any



such licenses, permits, approvals, certificates, waivers, and exemptions. Such inability shall be cause for termination of this Agreement.

2. Contractor shall procure all permits and licenses; pay all charges, assessments and fees, as may be required by the ordinances and regulations of the public agencies having jurisdiction over the areas in which the work is located, and shall comply with all the terms and conditions thereof and with all lawful orders and regulations of each such public agency relating to construction operations under the jurisdiction of such agency.

## **V. HAZARDOUS SUBSTANCES**

### **1. CAL-OSHA Requirements**

All flammable, corrosive, toxic, or reactive materials being bid must have a complete CAL-OSHA Safety Data Sheet (SDS) accompanying the submitted bid.

### **2. South Coast Air Quality Management District (SCAQMD)**

All materials (paints, coatings, inks, solvents, and adhesives) shall comply with the volatile organic compounds (VOC) content requirements of the applicable SCAQMD rules.

### **3. Notice of Hazardous Substances**

Title 8, California Code of Regulations, Section 5194 (e) (c), states that the employer must inform any Contractor employers with employees working in the employer's workplace of the hazardous substances to which their employees may be exposed while performing their work. In compliance with this requirement, the Authority hereby gives notice to all bidders that the following general categories of hazardous substances are present on the Authority's premises:

- Adhesives, sealant, patching, and coating products
- Antifreezes, coolants
- Cleaners, detergents
- Paints, thinners, solvents
- Pesticides, Petroleum products (diesel and unleaded fuel, oil products)
- Printing, photocopying materials
- Propane Welding materials/compressed gases (e.g., acetylene, oxygen, nitrogen)

More specific information may be obtained from the Authority's Safety and Benefits office at (714) 560-5854, and from Safety Data Sheets (SDS) for individual products.

### **4. Hazardous Waste Labels**



Containers containing hazardous substances must be labeled with the following information:

- Identity of hazardous substance-chemical name, not manufacturer or trade name;
- Appropriate health warning relative to health and physical hazard; and
- Name and address of manufacturer or other responsible party.

All containers containing hazardous substances may be rejected unless containers are properly labeled. Containers of 55 gallons or larger must have either weather resistant labels or the information should be painted directly on the containers.

#### **W. CHANGES IN LAWS AND REGULATIONS**

CONTRACTOR shall at all times comply with all applicable state and local regulations, policies, procedures and directives, including without limitation those listed directly or by reference in this Agreement. CONTRACTOR's failure to so comply shall constitute a material breach of contract.

#### **X. MEDIA AND THE PUBLIC**

Contractor shall immediately refer all inquiries from the news media or other public sources to the Authority's Project Manager, or designated representative, relating to this project.

#### **Y. COORDINATION AND ACCESS**

Authority may undertake or award other contracts for additional work at the project site. Contractor is responsible for coordinating its work with the work of other Contractors as appropriate. The Contractor acknowledges that they do not have any exclusive access to the site or other work areas Authority may require that certain facilities and areas be used concurrently by the Contractors and others. Contractor shall cooperate fully with Authority Contractors/consultants that may be performing work in the construction area.

#### **Z. UTILITIES RELATED DELAYS**

If, due to interruptions caused by the undocumented utilities, Contractor sustains loss which could not have been avoided by the judicious handling of forces, equipment and plant, there shall be paid to the Contractor that amount that the Authority may find to be a fair and reasonable compensation for the part of the Contractor's actual loss, that, in the opinion of Authority was unavoidable, determined as follow: Compensation for idle time of equipment will be determined in the same manner as determinations are made for equipment used in the performance of extra work paid for on a force account basis, as provided in Section F. Extra Work and Changes, Item 3,c. Equipment with the following exceptions:

1. The utility related delay factor for each classification of equipment shown



in the Department of Transportation publication entitled Labor Surcharge And Equipment Rental Rates will be applied to that equipment rental rate.

2. The time for which the compensation will be paid will be the actual normal working time during which the delay condition exists, but in no case will exceed 8 hours in any one day.
3. The days for which compensation will be paid will be the calendar days, excluding Saturdays, Sundays and legal holidays, during the existence of the delay, except that when the rented equipment can be returned or used elsewhere on the project, then no payment will be made for utilities related delays.

Actual loss shall be understood to include no items of expense other than idle time of equipment and necessary payments for idle time of workers, and cost of extra moving of equipment. Compensation for idle time of equipment will be determined as provided in this Section and compensation for idle time of workers will be determined as provided in Section F. Extra Work and Changes, Item 3, b. "Labor," and no markup will be added in either case for overhead and profit. The cost of extra moving of equipment will be paid for as extra work and changes as provided in Section F of General Provisions.

If performance of the Contractor's work is delayed as the result of the Utilities Related Delays, an extension of time determined pursuant to the provisions in Article 18. Termination for Default – Damages for Delay – Time Extensions will be granted.

## **AA. UTILITIES AND SUBSURFACE STRUCTURES**

Contractor shall protect from damage utility and other subsurface structures that are to remain in place, be installed, relocated or otherwise rearranged (as used herein, rearranged includes installation, relocation, alteration or removal).

The right is reserved to the Authority, or their authorized agents, to enter upon the site for the purpose of making those changes that are necessary for the rearrangement of their facilities or for making necessary connections or repairs to their properties. Contractor shall cooperate with forces engaged in this work and shall conduct operations in such a manner as to avoid any unnecessary delay or hindrance to the work being performed by the other forces. Wherever necessary, the work of Contractor shall be coordinated with the rearrangement of utility or other non-highway facilities, and Contractor shall make arrangements with the owner of those facilities for the coordination of the work.

Attention is directed to the possible existence of underground main or trunk line facilities not indicated on the plans or in the special provisions and to the possibility that underground main or trunk lines may be in a location different from that which is indicated on the plans or in the special provisions. Contractor shall ascertain the exact location of underground main or trunk lines whose presence is indicated



on the plans or in the special provisions, the location of their service laterals or other appurtenances, and of existing service lateral or appurtenances of any other underground facilities which can be inferred from the presence of visible facilities such as buildings, meters and junction boxes prior to doing work that may damage any of the facilities or interfere with their service.

If Contractor cannot locate an underground facility whose presence is indicated on the plans or in the special provisions, the Contractor shall so notify the Authority in writing. If the facility for which the notice is given is in a substantially different location from that indicated on the plans or in the special provisions, the additional cost of locating the facility will be paid for as extra work as provided in Section F.

If Contractor discovers underground main, trunk lines or other structures and utilities not indicated on the plans or in the special provisions, Contractor shall immediately give the Authority and the Utility Company written notification of the existence of those facilities. Such facilities shall be located and protected from damage as directed by the Authority, and the cost of that work will be paid for as extra work as provided in Section F. Contractor shall, if directed by the Authority repair any damage which may occur to the main or trunk lines. The cost of that repair work, not due to the failure of the Contractor to exercise reasonable care, will be paid for as extra work as provided in Section F. Damage due to Contractor's failure to exercise reasonable care shall be repaired at the Contractor's cost and expense.

Where it is determined by the Authority that the rearrangement of an underground facility is essential in order to accommodate the project work and the plans and specifications do not provide that the facility is to be rearranged, AuthorityY will provide for the rearrangement of the facility by other forces or the rearrangement shall be performed by Contractor and will be paid for as extra work as provided in Section F.

When ordered by the Authority in writing, Contractor shall rearrange any utility or other subsurface structures necessary to be rearranged as a part of the project work and that work will be paid for as extra work as provided in Section F.

Should Contractor desire to have any rearrangement made in any utility facility, or other improvement, for the Contractor's convenience in order to facilitate the Contractor's construction operations, which rearrangement is in addition to, or different from, the rearrangements indicated on the plans or in the special provisions, the Contractor shall make whatever arrangements are necessary with the owners of the utility or other subsurface structure for the rearrangement and bear all expenses in connection therewith.

Contractor shall immediately notify the Authority of any delays to the Contractor's operations as a direct result of underground utilities or other structures which were not indicated on the plans or in the special provisions or were located in a position substantially different from that indicated on the plans or in the special provisions, (other than delays in connection with rearrangements made to facilitate the



Contractor's construction operations or delays due to a strike or labor dispute). These delays will be considered utilities related delays within the meaning of Section X., Utilities Related Delays and compensation for the delay will be determined in conformance with the provisions in Section M. Contractor shall be entitled to no other compensation for that delay.

**BB. LOCATION OF UNDERGROUND FACILITIES (OFFSITE WORK ONLY)**

Contractor is required to obtain digging permits prior to start of excavation by contacting the appropriate permitting agencies 15 calendar days in advance. For the Offsite work scan the construction site with electromagnetic or sonic equipment, and mark the surface of the ground where existing underground utilities are discovered. Verify the elevations of existing piping, utilities, and any type of underground obstruction not indicated or specified to be removed but indicated or discovered during scanning in locations to be traversed by piping, ducts, and other work to be installed. Verify elevations before installing new work closer than nearest manhole or other structure at which an adjustment in grade can be made. Perform potholing to confirm location of all the utilities along the construction alignment prior to start of the construction. The Contractor is responsible for all costs associated with these investigations including the cost of equipment, labor and materials required for any confined space entry.

**CC. UNFORESEEN HAZARDOUS OR REGULATED MATERIALS**

All known hazardous or regulated materials are indicated in the contract documents. If material that is not indicated in the contract documents is encountered that may be dangerous to human health upon disturbance during construction operations, stop that portion of work and notify Authority immediately. Intent is to identify materials such as PCB, lead paint, mercury, petroleum products, and friable and non-friable asbestos. Within 14 calendar days, the Authority will determine if the material is hazardous. If the material is not hazardous or poses no danger, the Authority will direct Contractor to proceed without change. If the material is hazardous and handling of the material is necessary to accomplish the work, Authority will contract with a qualified environmental remediation/hazardous materials removal Contractor for such remediation or removal as may be necessary. The remediation or removal will be performed in compliance with applicable State, Federal, and local environmental laws and regulations.

Contractor shall immediately notify the Authority of any delays to the Contractor's operations as a direct result of Unforeseen Hazardous and Regulated Materials. These delays will be considered utilities related delays within the meaning of Section X., Utilities Related Delays and compensation for the delay will be determined in conformance with the provisions in Section M. Contractor shall be entitled to no other compensation for that delay.



**SECTION VI: PROJECT SPECIFICATIONS - EXHIBIT B**





ORANGE COUNTY TRANSPORTATION AUTHORITY

**DRAINAGE PIPE REPAIR  
AT  
ANAHEIM BUS BASE  
CHASSIS WASH BAY**

**PROJECT SPECIFICATIONS**

**C-2-2210**

January 2022



# **ORANGE COUNTY TRANSPORTATION AUTHORITY**

## **DRAINAGE PIPE REPAIR AT ANAHEIM BUS BASE CHASSIS WASH BAY**

### **TABLE OF CONTENTS**

#### **Division 01 General Requirements**

##### **Summary**

01 11 00	Summary of Work .....	4 pages
01 14 22	Rules and Hours of Operation .....	4 pages
01 14 23	Coordination with OCTA and Local Agencies.....	2 pages
01 14 25	Procedures in Construction .....	5 pages
01 14 27	Legal Relations and Responsibility .....	5 pages
01 14 43	Environmental Resources Protection .....	9 pages

##### **Price and Payment Procedures**

01 25 00	Substitution Procedures .....	5 pages
01 26 00	Contract Modification Procedures .....	6 pages
01 26 13	Requests for Information .....	4 pages
01 29 00	Payment Procedures.....	5 pages

##### **Administrative Requirements**

01 31 00	Project Management and Coordination .....	9 pages
01 32 00	Construction Progress Documentation .....	6 pages
01 33 00	Submittal Procedures.....	10 pages
01 35 13	Special Project Procedures.....	5 pages
01 35 23	Owner Safety Requirements.....	3 pages

##### **Quality Requirements**

01 41 00	Regulatory Requirements.....	5 pages
01 42 00	References.....	8 pages
01 42 16	Definitions .....	2 pages
01 43 00	Quality Assurance .....	5 pages
01 43 01	Contractor Qualifications and Requirements .....	5 pages
01 45 00	Quality Control .....	8 pages

##### **Temporary Facilities and Controls**

01 50 00	Temporary Facilities and Controls.....	6 pages
01 57 13	Temporary Erosion and Sedimentation Control.....	5 pages

##### **Product Requirements**

01 60 00	Product Requirements.....	7 pages
----------	---------------------------	---------



**Execution and Closeout Requirements**

01 71 13	Mobilization and Demobilization .....	2 pages
01 71 23	Field Engineering .....	5 pages
01 73 29	Cutting and Patching.....	3 pages
01 74 19	Construction Waste Management and Disposal.....	5 pages
01 74 23	Cleaning.....	5 pages
01 77 00	Closeout Procedures.....	5 pages
01 78 00	Closeout Submittals .....	15 pages
01 78 36	Warranties, Guarantees, and Bonds .....	6 pages
01 79 00	Demonstration and Training.....	6 pages

**Division 3 Concrete**

03 05 15	Portland Cement Concrete .....	16 pages
03 11 00	Concrete Forming .....	6 pages
03 20 00	Concrete Reinforcing .....	6 pages
03 30 00	Cast-in-Place Concrete.....	20 pages

**Division 31 Earthwork**

31 11 50	Demolition and Removal .....	3 pages
----------	------------------------------	---------



**SECTION 01 11 00  
SUMMARY OF WORK**

**PART 1 - GENERAL**

**1.01 DESCRIPTION**

- A. Contract documents: The Contractor shall obtain all copies of the Contract Drawings and Specifications including all addenda through the OCTA CAMMNET website, as required to perform the work. The cost for obtaining any additional documents required for the contractor shall be included in the bid price and no additional compensation will be allowed.
- B. All drawings, specifications, and other contract documents, and copies furnished by the Authority are its property. They are not to be used on other work and with the exception of signed contract sets are to be returned to the Authority upon request at the completion of the work. The location of the work, its general nature and extent, and the form and general dimensions of the project and appurtenant works are shown on the contract drawings which are hereby made a part of these specifications as listed herein.
- C. The general intent of the contract, specifications, drawings, and other contract documents is that the Contractor shall:
  - 1. Furnish tools, qualified labor, material, equipment, qualified superintendence, and services, assurances and guarantees, and assumptions of risk and responsibility, necessary for the performance of the Work as set forth in the contract documents unless otherwise specifically provided.
  - 2. Begin work promptly and proceed expeditiously and continuously without cessation or shutdown of Work unless otherwise specifically approved in writing by the OCTA Engineer, or directed by the contract documents.
  - 3. Perform, complete, and make ready for its intended purpose, within the times specified, including additional times provided for certain conditions, the work or parts thereof covered by the contract, all in accordance with drawings, specifications, and modifications thereto and directions or instructions the OCTA Engineer may give to supplement the drawings and specifications. The Contractor shall retain sole responsibility and expense for quality control of the work.
- D. Words and abbreviations which have well-known technical or trade meanings are used in the contract documents in accordance with such recognized meanings.
- E. The organization of the specifications into divisions, sections, parts, and paragraphs, and the arrangement of the drawings, shall not control the Contractor in dividing the work among subcontractors or in establishing the extent of work to be performed by any trade. Study and compare the contract documents and immediately report to the



OCTA Engineer any error, inconsistency, or omission that may be discovered. Contractor shall be liable to OCTA for damage resulting from unreported errors, inconsistencies, or omissions in the contract documents.

F. It will be the responsibility of the Contractor to stage the construction activities at the project site, using the Site Specific Work Plan process (SSWP)

G. Ownership of Materials:

1. Materials furnished by the Contractor under this contract shall become the property of the OCTA.

H. General Summary of Work:

1. Work to be performed by Contractor shall consist of the construction of the work shown on the drawings and detailed in the specifications.
2. The descriptions provided in this section are general in nature and are not meant to detail all work required by the contract documents.
3. The work under this contract consists of replacement of drainage pipe at chassis wash bay of Anaheim Bus Base located at 1717 East Via Burton, Anaheim, CA.
4. This project is a facility modification project under OCTA Level 3 Health, Safety and Environmental Specifications and requirements.

I. Other features of the work include, but are not limited to, the following:

1. Demolition of existing concrete and removal of damaged underground drainage pipe.
2. Installation of new underground drainage pipe.
3. Reconstruction of concrete to match existing conditions.
4. Complete mobilization and demobilization.
5. Obtaining of necessary construction and related permits from various jurisdictional agencies. Contractor shall be responsible for all related fees from various jurisdictional agencies.
6. Obtain and pay for all licenses required by all jurisdictions associated with the approval and requirements of the project.
7. And all other related work.

## **1.02 INTENT OF DRAWINGS AND SPECIFICATIONS**



- A. The intent of the drawings and specifications is to prescribe the details for construction and completion of the work that the Contractor undertakes to perform in accordance with the terms of the Contract. Where the drawings or specifications describe portions of the work in general terms, but not complete detail, it is understood that only the best industry practice is to prevail and that only materials and workmanship of the first quality are to be used. Unless otherwise specified, the Contractor shall furnish all labor, materials, tools, equipment, and incidentals, and perform all the work involved in executing the contract in a satisfactory and workmanlike manner.
- B. Drawings and specifications are essential parts of the Contract, and a requirement indicated in one is binding as though indicated in all. They are intended to be complementary and to describe and provide for the complete work.
- C. Summaries or introductory descriptions of the work of individual sections do not limit requirements. The Contractor's responsibilities include all requirements for proper execution of the work.
- D. Division 01 of the specifications governs all divisions. Comply with Division 01 requirements whether or not referenced in individual sections in Divisions 02-49.
- E. References to the singular include the plural and do not imply that only one unit of a product is required.
- F. Unless an object or activity is specified to be less than the total, the quantity or amount is all of the object or activity.
- G. Unless a requirement is specified to apply for a limited time, it applies for the duration of the work.
- H. "Including," "such as," "as follows," and similar terms do not limit the meaning to only items listed. The phrase "but not limited to" is understood to follow these expressions.
- I. All items in a list apply unless the items are specified as choices.

### **1.03 REFERENCE MATERIAL**

- A. Reference specifications or standards referred to in the plans or specifications shall be the most recent version developed as of Contract award. Where referenced standards refer to the "specifications" or the "special conditions," this shall be understood by Contractor to mean the drawings and specifications of this contract. Contractor is responsible to obtain all reference material at its own expense and to make itself familiar with the requirements therein.



**1.05 PROJECT ACCESS AND CONTRACT LIMITS**

- A. Contractor shall submit a Traffic Management Plan as required on Section 01 14 43 Environment Resource Protection, outlining access to the job site and maintaining the facility operational at all times.
- B. Construction activity shall be within the normal work hours between 7:00 am to 4:00 pm Monday through Friday. Construction area shall be cordoned off using temporary barriers and chain link fencing unless otherwise noted on Contract Drawings. See project plans for additional information on phasing and work windows.

**PART 2 – PRODUCTS**

Not Used

**PART 3 – EXECUTION**

Not Used

**PART 4 – MEASUREMENT AND PAYMENT**

No separate measurement or payment shall be made under this section.

**END OF SECTION**



**SECTION 01 14 22**  
**RULES AND HOURS OF OPERATION**

**PART 1 – GENERAL**

**1.01 SUMMARY**

- A. This section outlines rules and hours of operation to which Contractor shall conform during the execution of the work under this contract. It is Contractor's responsibility to ensure that these rules are acceptable to OCTA.

**1.02 REFERENCE STANDARDS**

- A. Comply with the provisions of applicable local, State, and Federal codes, standard plans and specifications, and recommended practices, and with OCTA policy, including:
  - 1. SSPWC: Public Works Standards, Inc., Standard Specifications for Public Works Construction.
  - 2. Caltrans: California Department of Transportation, Trenching and Shoring Manual.
  - 3. Cal/OSHA: California Department of Industrial Relations, Division of Occupational Safety and Health (Cal/OSHA) regulations.
  - 4. OSHA: Federal Occupational Safety and Health Administration regulations.

**1.03 SUBMITTALS**

- A. Site Specific Work Plan (SSWP) containing the information specified herein.

**1.04 PROJECT COORDINATION**

- A. Cooperate with the OCTA Project Manager in all matters requiring coordination.
- B. Coordinate execution of the work with the OCTA Project Manager to eliminate or minimize to the greatest extent possible interference with bus operations.
- C. Keep OCTA Project Manager fully informed regarding all work.



**1.05 CONTRACTOR'S RESPONSIBILITY**

- A. Perform work in accordance with the contract and all applicable codes, ordinances, rules, regulations, orders, and other legal requirements of governmental bodies and public agencies having jurisdiction, including the OCTA.
- B. Damage caused by Contractor to third-party property, signal and communications equipment, or other facilities shall be repaired at Contractor's expense to a condition equal or better than the condition prior to Contractor entry and as accepted by the OCTA Project Manager. At the sole discretion of the OCTA Project Manager, the OCTA Project Manager may direct repairs to be performed by other contractors. Charges for those repairs shall be deducted from Contractor's payment due under this Contract.
- C. Items shown on the drawings to be protected in place, or not identified as part of demolitions, removals, or modifications, shall be protected in place in accordance with SSPWC Section 7-9, Protection and Restoration of Existing Improvements, at no additional cost to the OCTA.
- D. Perform work within the operating envelope or which affects the operating system only after submitting a Site Specific Work Plan (SSWP) and receiving written approval of the SSWP from the OCTA Project Manager.
- E. Furnish all labor, materials, and equipment as required to perform and complete the work within the work windows in accordance with the approved schedule in the SSWP.

**1.06 SSWP – GENERAL CONTRACTOR REQUIREMENTS**

- A. SSWPs with potential to impact normal functioning of any part of the operating system shall include a detailed schedule of events indicating the expected hourly progress of each activity that has duration of one hour or longer. The schedule shall include a time at which each activity planned under the SSWP and the requested work window will be completed. The total duration of the construction activities shall be less than the approved work window. Contractor's failure to complete scheduled activities by the planned time or to put in place an approved contingency plan may adversely impact the operations of the bus base.
- B. The SSWP shall be prepared by the Contractor and shall include the following information:
  - 1. All activities necessary to perform construction activities.
  - 2. Conformance with all other requirements applicable under the contract documents.



3. A schedule for the work showing each activity and where and how it affects normal operation. Each activity in the plan shall include all labor, materials, and equipment required to complete the activity within the OCTA allotted time period.
  4. List of approved proposed work plans to be performed under the SSWP, with names and phone numbers of Contractor's supervisors in charge of SSWP tasks.
- C. SSWPs must be of sufficient details, clarity, and organization to permit easy review and approval by the OCTA Project Manager before the proposed work is performed. SSWPs shall be submitted to the OCTA Project Manager as follows:
1. At least 14 calendar days prior to start of work.
- D. The OCTA Project Manager may request explanations and changes to the SSWP to conform the SSWP to the requirements of the contract documents. If the SSWP is not acceptable, Contractor shall revise the SSWP to make it acceptable. Contractor is responsible for submitting a revised SSWP that can be reviewed and approved by the OCTA at least seven days in advance of any work.
- E. Contractor will be informed if the SSWP is acceptable not less than seven calendar days prior to the scheduled start of work within the operating envelope. Once the SSWP is accepted, Contractor shall assemble the resources necessary to perform the work represented by the SSWP, so that necessary resources are available one day before the work is to be accomplished. At that time, the OCTA Project Manager will make a final decision as to whether or not the work is to proceed as planned or will be canceled. The prime consideration will be the stage of readiness of Contractor, which Contractor shall demonstrate to the OCTA Project Manager.

#### **1.07 SSWP – SPECIAL CONTRACTOR REQUIREMENTS**

- A. Contractor shall provide sufficient personnel, equipment, materials, and all other resources necessary to return impacted facilities to full service upon the conclusion of the approved work window.
- B. Contractor shall perform the work expeditiously and continuously with no gaps or breaks in work activities or substantive reductions in the labor force, equipment, and materials necessary to construct, reconstruct, or repair the impacted facility to full service upon conclusion of the approved work window.
- C. In general, open excavation areas shall be protected per OSHA regulations.

#### **1.08 WORK WINDOWS - GENERAL**

- A. Site-specific available work windows shall be as approved by the OCTA Project Manager under established procedures.



- B. Construction hours shall be limited to 7:00 am to 4:00 pm Monday through Friday unless approved in writing in advance by OCTA and appropriate regulatory agencies.

**PART 2 – PRODUCTS**

Not Used

**PART 3 – EXECUTION**

Not Used

**PART 4 – MEASUREMENT AND PAYMENT**

No payment will be made to Contractor for work of this section.

**END OF SECTION**



**THIS PAGE DELIBERATLY LEFT BLANK**



**SECTION 01 14 23**

**COORDINATION WITH OCTA AND LOCAL AGENCIES**

**PART 1 - GENERAL**

**1.01 SUMMARY**

A. Section Includes:

1. Requirements for coordination with OCTA and Local Agencies.

**1.02 REGULATIONS**

- A. If additional work is being performed by others, on or adjacent to the work site for this Contract, coordinate work with other activities in order to avoid conflicts.

**1.03 COORDINATION**

- A. Coordination: Contractor shall coordinate the Work as stated in the Conditions of the Contract.
- B. Relationship of Contract Documents: Drawings, Specifications and other Contract Documents are intended to be complementary. What is required by one shall be as if required by all. What is shown or required, or may be reasonably inferred to be required, or which is usually and customarily provided for similar work, shall be included in the Work.
- C. Discrepancies in Contract Documents: In the event of error, omission, ambiguity or conflict in the Drawings or Specifications, Contractor shall bring the matter to the OCTA's attention in timely manner, for the OCTA's determination and direction in accordance with provisions of the Conditions of the Contract.
- D. Construction Interfacing and Coordination: Layout, Phasing, and Sequencing of Work shall be solely the Contractor's responsibility. Contractor shall bring together the various parts, components, systems and assemblies as required for the correct interfacing and integration of all elements of Work. Contractor shall coordinate Work to correctly and accurately connect abutting, adjoining, overlapping and related elements, including utilities, for a complete operational system to the satisfaction of the OCTA, agencies, and companies. Provide adequate access for OCTA buses to pass through all areas at all times. Do not block non-construction areas.
- E. Contractor shall notify OCTA a minimum of three (3) working days before excavation begin. The work shall be construction in phases where indicated on the contract drawings or specifications. A phase shall be completed and operational before proceeding to the next phase.



- F. The Contractor shall cooperate fully with all forces of the Authority. Contractor should note that additional work is being conducted on site with other construction contracts and work of this contract must be coordinated amounts the trades and not additional compensation will be allowed for this coordination work.
- G. Unless otherwise directed, provide twenty (20) days notice of all utility outages and shutdowns. Duration of outages and shutdowns shall not hinder normal operations and maintenance of the facility. In case of accidental damage to power or utility lines, repair power or utility line immediately, provide alternate source of power to keep facility operation during the repair period.

**1.04 GENERAL REQUIREMENTS**

- A. Adhere to work window rules detailed in the approved SSWP under Section 01 14 22, Rules and Hours of Operation and the specifications.
- B. See Section 01 14 22, Rules and Hours of Operation

**PART 2 – PRODUCTS**

Not Used

**PART 3 – EXECUTION**

Not Used

**PART 4 – MEASUREMENT AND PAYMENT**

No separate measurement or payment shall be made under this section.

**END OF SECTION**



**SECTION 01 14 25  
PROCEDURES IN CONSTRUCTION**

**PART 1 - GENERAL**

**1.01 SUMMARY**

**A. Section Includes:**

1. Procedures used in performance of work of a general nature, including work by Contractor, Contractor use of work site, work zone limitations of site, and pollution controls.

**B. Related Sections:**

1. Section 01 14 23, Rules and Hour of Operation.
2. Section 01 14 27, Legal Relations and Responsibility.

**1.02 WORK BY CONTRACTOR**

- A. Provide work reasonably inferred from the drawings and specifications as being required to produce the intended result whether or not specifically called for.
- B. Work, materials, or equipment described in words which have known technical or trade meaning shall be deemed to carry the accepted meaning of recognized standards.
- C. Complete all work enumerated under the contract including but not limited to the following:
  1. Perform work set forth in the contract documents, including the drawings and specifications.
  2. Obtain required permits, inspections, and certifications for material compliance.

**1.03 SUBMITTALS**

- A. All required submittals per OCTA Level 3 Health, Safety and Environmental Specification.
- B. Material Safety Data Sheets (MSDSs).



**1.04 STORM WATER MANAGEMENT**

- A. Contractor is responsible for preventing and/or mitigating potential chemical releases, erosion and sedimentation impacts associated with storm water runoff. Contractor shall comply with OCTA's bus base industrial SWPPP and comply with the Statewide General Permit for Storm Water Discharges Associated with Industrial Activities (IGP) order number 2014-0057-DWQ or the latest order (See link below). Contractor shall prepare and submit a best management practices (BMP) plan for OCTA's review and acceptance; and shall implement BMP plan and maintain the BMPs for the duration of the project. See Section 01 57 13, Temporary Erosion and Sedimentation Control, for additional requirements.  
[http://www.waterboards.ca.gov/board/decisions/adopted\\_orders/water\\_quality/2014/wqo2014\\_0057\\_dwq\\_rev\\_mar2015.pdf](http://www.waterboards.ca.gov/board/decisions/adopted_orders/water_quality/2014/wqo2014_0057_dwq_rev_mar2015.pdf).
- B. Use best management practices (BMPs) Contractor proposes in connection with the execution of construction activity at the project site. Use BMPs included in the Construction Site Best Management Practices (BMP) Manual prepared by the California Stormwater Quality Association, [www.cabmphandbooks.com](http://www.cabmphandbooks.com).
- C. Provide copies of the contractor's BMP plan to subcontractors and keep a copy available onsite at the project office. Provide amendments to the BMP plan when there is a change in construction or operations, or where storm water runoff conditions may affect the discharge of significant quantities of pollutants to surface waters, groundwater, or separate municipal storm sewer systems. Submit the amended BMP plan to the OCTA for review and acceptance as soon as practicable, and retain the amended plan on site.
- D. Preparation and implementation of an OCTA-accepted BMP plan does not relieve the Contractor or subcontractors of their responsibilities to comply with state, county, and local governmental requirements, including those for storm water management and non-point source runoff controls.

**1.05 MATERIAL SAFETY DATA SHEETS (MSDS)**

- A. Material Safety Data Sheets (MSDSs) are prepared by manufacturers and suppliers of products that contain hazardous materials. Hazardous material is defined as any substance which is a physical or health hazard, or is included in the Cal/OSHA Director's List of Hazardous Substances, or is listed by the California EPA Office of Environmental Health Hazard Assessment under Title 27 of the California Code of Regulations, Section 27001, Chemicals Known to the State to Cause Cancer or Reproductive Toxicity.
- B. No hazardous materials shall be delivered, stored, or used at any work site or facility unless they are properly labeled, tagged, or marked and a copy of the MSDS has been provided to the OCTA. Provide a copy of any updated MSDS to the Engineer immediately.



- C. Maintain a file of MSDSs at the work site. Keep MSDS files current; add new or updated MSDSs immediately and provide a copy to the OCTA.
- D. See Contract Documents for OCTA Level 3 Health, Safety, and Environmental Specifications for additional requirements.

**1.06 CONTRACTOR USE OF WORK SITE**

- A. Coordinate access, use, and preparation of facilities adjacent to project areas with owners and agencies. Coordination shall include but not be limited to the following:
  - 1. Staging and laydown areas for use under this Contract are as specified or shown on the Drawings. Staging and laydown areas not covered in the Contract Documents shall be requested in writing and approved by the OCTA. The OCTA may or may not grant approval. No equipment may be operated or materials stored or placed for any period of time in unfenced areas. Provide a fence to enclose each laydown or staging area within the right-of-way. Furnish the OCTA with photographs of all staging and laydown areas to document their condition prior to start of work.
  - 2. Contractor shall submit construction staging plan as a part of SSWP for review and approval by OCTA. The staging plan must be accepted by the OCTA prior to undertaking work in accordance with the staging plan.
  - 3. Prior to demobilization, restore to full serviceability fences, walls, signs, and gates affected by Contractor's access to the right-of-way.
- B. Confine work site operations to areas permitted by law, ordinances, permits, and the contract.
- C. Consider the safety of the work, OCTA patrons and property on and adjacent to the work site when determining amount, location, movement, and use of materials and equipment on work site.
- D. Do not load work site with excessive amounts of material, equipment, or other items which have the potential to interfere with the work or with bus base operations.
- E. Protect products, equipment, and materials stored on work site.
- F. Coordinate operations and secure from property owners at no cost to OCTA additional storage or work areas as needed for proper execution of the work. Adhere to the noise levels and work hours of local ordinances.
- G. Protect the general public from work-related activities, and do not unnecessarily inconvenience those persons by work activities.
- H. Submit proposed locations of staging areas for OCTA's approval.



- I. Preserve drainage facilities throughout the duration of the work so that there is no ponding or accumulation of water in any work site area, there is no flow of water diverted out of normal drainage channels. Maintain culvert inlets and outlets free of debris.
- J. Preserve existing right-of-way fences and walls, and replace any fences or walls damaged during the work to the satisfaction of the owner(s) of the fences or walls.
- K. Provide and maintain barriers and chain link fence around the work area as shown on the contract drawings.

**1.07 WORK ZONE LIMITATIONS OF SITE**

- A. In addition to site utilization limitations and requirements indicated in contract documents, divide available space equitably among subcontractors and other entities needing access and space so as to provide best overall efficiency in performance of total work of the project.
- B. Schedule deliveries so as to minimize space and time requirements for storage of materials and equipment on site, with minimal disruption to adjoining property owners and operations. Pick-up and delivery shall be conducted only during normal working hours and as approved by OCTA. Contractor shall give OCTA 48 hours notice prior to delivery of equipment or materials to the project site.

**1.08 POLLUTION CONTROLS**

- A. Conduct operations for the execution of the project in compliance with applicable Federal, State, and local regulations controlling pollution and noise levels related to construction work, in accordance with Section 01 14 27, Legal Relations and Responsibility.

**PART 2 – PRODUCTS**

Not Used

**PART 3 – EXECUTION**

Not Used



**PART 4 – MEASUREMENT AND PAYMENT**

No separate measurement or payment shall be made under this section.

**END OF SECTION**

**THIS PAGE DELIBERATELY LEFT BLANK**



**SECTION 01 14 27  
LEGAL RELATIONS AND RESPONSIBILITY**

**PART 1 – GENERAL**

**1.01 SUMMARY**

**A. Section Includes:**

1. Laws to be observed, fire prevention, protection of premises, use of explosives, access roads, construction roads, waste control, public relations, and pollution controls.
2. This section complements requirements in other sections.

**1.02 LAWS TO BE OBSERVED**

- A. Keep fully informed of State and Federal laws; county, municipal, and other local ordinances; regulations; and orders of authorities having jurisdiction that affect those engaged in the work, materials used in the work, or conduct of the work.
- B. Observe and comply with laws, ordinances, regulations, and orders of authorities having jurisdiction over the work. Contractor's responsibilities include causing Contractor's agents, employees, subcontractors, and visitors to observe and comply with these laws, ordinances, regulations, and orders.
- C. Protect and indemnify OCTA and its officers and employees against claims and liabilities arising from or based on Contractor's violation of a law, ordinance, regulation, or order.
- D. Report to the OCTA, in writing within two days of discovery, discrepancies or inconsistencies discovered in the drawings, specifications, or contract documents in relation to laws, ordinances, regulations, or orders.

**1.03 COORDINATION WITH UTILITIES**

- A. Coordinate with utility companies to ensure that utility locations are clearly marked for the duration of construction activities.

**1.04 FIRE PROTECTION**

- A. Comply with Federal, State, county, municipal, and other laws and regulations pertaining to the prevention, control, and fighting of fire and to the conduct of welding and burning operations. Procure all related permits and licenses.



- B. Supply fire-fighting equipment, supplies, and personnel and perform work required by laws and regulations pertaining to fire protection. If loss or damage results from fire or other cause, promptly repair loss or damage at no expense to OCTA.

**1.05 PROTECTION OF PREMISES**

- A. Take precautions necessary and be responsible for maintaining lights, guards, signs, temporary passages, or other protection.
- B. Restore loss or damage to materials, tools, or other articles used or held for use in connection with the work at no expense to OCTA.
- C. Restore loss or damage as a result of fire or other cause attributable to Contractor or subcontractors at no expense to OCTA. Promptly repair damage and restore loss to materials, tools, or other articles used or held for use in connection with the work. Carry the work to completion without damage to or interference with other work or contiguous property.

**1.06 USE OF EXPLOSIVES**

- A. Use of explosives is not permitted unless specifically detailed in the specifications or approved in advance in writing by OCTA.

**1.07 WORK SITES AND WASTE MATERIAL**

- A. Obtain required approvals and bear costs of location, construction, maintenance, operation, removal, and transportation of sanitation facilities and waste material from work sites. Sanitation shall conform to local, State, and Federal requirements. Maintain work sites in a neat and orderly condition.
- B. Before starting work, submit to OCTA a contingency plan for cleanup of accidental spillage of toxic or detrimental materials and for restoration of soil damaged thereby to near-natural conditions. Conduct the handling, storage, and disposal of waste material so as to avoid pollution of rivers, streams, ponds, or wells, and in compliance with local, State, and Federal environmental laws and regulations
- C. OCTA shall acquire all applicable permits. These permits include, but would not be limited to, a Section 404 Wetlands Fill Permit from the USACE, or a Report of Waste Discharge from the Regional Water Quality Control Board (RWQCB), and a Section 401 Water Quality Certification from the RWQCB. Additionally, a Section 1602 Streambed Alteration Agreement from the California Department of Fish and Wildlife (CDFW) would be required for development that would cross or affect any stream course.

**1.08 PUBLIC RELATIONS, CONVENIENCE, AND NOTICE OF DAMAGE**



- A. Conduct operations so as to offer the least possible obstruction and inconvenience to the public. Have under construction no greater length or amount of work than can be prosecuted properly with due regard to the rights of the public. Control temporary noise from construction equipment by using work hour controls and maintenance of muffler systems on machinery as necessary.
- B. Provide, at Contractor's expense, adequate safeguards, safety devices, and protective equipment, and take other needed action, both at Contractor's own volition and as the OCTA may determine reasonably necessary, to protect property, life, health, and public safety in connection with the performance of the work covered by the contract.
- C. Notify the OCTA in writing within 24 hours after causing injury to persons or damage to public or private property, including above and below ground structures. Contractor shall be responsible and liable for all damages and injuries.

**1.09 ENVIRONMENTAL AND ANTI-POLLUTION**

- A. Comply with Federal, State, county, municipal, and other local laws and regulations pertaining to the environment, including noise, aesthetics, air quality, water quality, and resources of archaeological significance. Refer also to Section 01 14 43 Environmental Resource Protection for additional requirements. Expense of compliance with these laws and regulations is included in the lump sum and unit prices. Provide water used for dust control, or for pre-wetting areas to be paved, as required; no payment will be made by OCTA for this water.
- B. Carry out grading and other work in a manner which will not create a pollution problem. Temporary construction roads, haul roads, and work areas shall be maintained free from excessive dust by an approved program of sprinkling, graveling, chemical treatment, temporary asphalt pavement, or combination thereof for the duration of the work.
- C. Give attention to the effect of work operations upon the landscape, and take care to maintain natural surroundings undamaged. Disturbances of land or waters outside the limits of construction shall be rehabilitated by Contractor at its expense, when and as directed by the OCTA.
- D. Prevent pollution of storm drains, rivers, streams, irrigation ditches, and reservoirs with sediment or other harmful materials. Fuels, oils, bitumen, calcium chloride, cement, or other contaminants that would contribute to water pollution shall not be dumped into or placed where they will leach into storm drains, rivers, streams, irrigation ditches, or reservoirs. If operating equipment in streambeds or in and around open waters, protect the quality of ground water, wetlands, and surface waters.
- E. Protect adjacent properties and water resources from erosion and sediment damage throughout the duration of the contract. Comply with applicable NPDES permits and



Storm Water Pollution Prevention Plan (SWPPP) requirements. See Section 01 14 25, Procedures in Construction, and Section 01 57 13, Temporary Erosion and Sedimentation Control.

- F. Do not conduct construction activities outside the right-of-way during muddy or wet ground conditions.
- G. If archaeological remains are uncovered during construction, stop grading operations in the vicinity of the find and immediately notify the OCTA. Refer to Section 01 14 43, Environmental and Resource protection for additional requirements.
- H. Costs associated with environmental and pollution control measures are considered incidental to the contract work, at no additional cost to OCTA.
- I. Take the following actions and others as necessary to control environmental pollution:
  - 1. Reduce air pollution by minimizing dust, containing chemical vapors, and controlling engine exhaust gases. Limit idling of machinery as directed by the OCTA.
  - 2. Reduce water pollution by control of sanitary facilities and proper storage of fuel and other contaminants.
  - 3. Reduce turbidity and siltation by controlling erosion and sedimentation.
  - 4. Minimize noise levels.
  - 5. Dispose of waste and spoil properly.
  - 6. Prevent landscape defacement and damage.
- J. Comply with South Coast Air Quality Management District (SCAQMD) Rule 403 to control fugitive dust emissions. In addition to the requirements contained therein, comply with the following:
  - 1. Water all land clearing/earth moving activity areas to control dust as required by the OCTA. Areas shall remain visibly moist during active operations.
  - 2. Visually inspect construction equipment prior to leaving work sites. Wash off any loose dirt with wheel washers as necessary.
  - 3. Properly tune and maintain all construction equipment in accordance with manufacturer's specifications.
  - 4. Maintain and operate construction equipment so as to minimize exhaust emissions. During construction activities, trucks and vehicles in loading and unloading queues shall have their engines turned off when not in use to reduce noise and exhaust emissions.



5. Establish on-site construction equipment staging areas and construction worker parking lots on either paved surfaces or unpaved surfaces treated with soil stabilization materials.
6. Use electricity from power poles where feasible, rather than temporary diesel or gasoline powered generators. Muffle noise from generators to the extent practical.
7. Use on-site mobile equipment powered by alternative fuel sources, such as ultra-low sulfur diesel, methanol, natural gas, propane or butane.
8. Construction grading or earth moving on days when wind gusts exceed or are forecast to exceed 25 mph is prohibited.

**PART 2 – PRODUCTS**

Not Used

**PART 3 – EXECUTION**

Not Used

**PART 4 – MEASUREMENT AND PAYMENT**

- A. There will be no separate measurement for work of this section.
- B. Full compensation for all work involved shall be included in the various items of work, and no separate payment shall be allowed therefor.

**END OF SECTION**



**SECTION 01 14 43**

**ENVIRONMENTAL RESOURCE PROTECTION**

**PART 1 – GENERAL**

**1.01 SUMMARY**

A. Section Includes:

1. Protection of species habitat.
2. Protection of archaeological resources.
3. Protection of paleontological resources (fossils).
4. Protection of human remains.
5. Protection from previously existing contamination.
6. Prevention of fuel spills and hazardous material spills.
7. Prevention of stored fuel leaks.
8. Protection of stormwater quality and control of stormwater quantity.
9. Prevention of traffic impacts.
10. Prevention of road damage.
11. Prevention of fugitive dust.
12. SCAQMD requirements.
13. Disposal of refuse.

B. Related Sections:

1. Section 01 14 25, Procedures in Construction.
2. Section 01 14 27, Legal Relations and Responsibility.

**1.02 SUBMITTALS**

- A. Submit under Section 01 33 00, Submittal Procedures.
- B. Written commitment to clean up leaks of fuel or hazardous materials.



C. Traffic Management plan.

**1.03 GENERAL**

- A. Provisions of this section are required to reduce or avoid potential environmental impacts of the project, in accordance with environmental mitigation measures imposed by the OCTA and other responsible agencies.
- B. This section summarizes required mitigation. Proceed with mitigation only after consultation with OCTA and Contractor's biological, archaeological, and geological consultants.

**PART 2 – PRODUCTS**

Not Used

**PART 3 – EXECUTION**

**3.01 PROTECTION OF SPECIES HABITAT**

- A. Avoid placement of construction equipment and personnel within environmentally sensitive habitat areas used by target species of concern. Activities that cannot be conducted without placement of construction equipment and personnel within sensitive habitats shall be timed to avoid the breeding season of the target species of concern. Coordinate such activities and their timing with the OCTA.
- B. Locate equipment storage, fueling and staging areas to minimize risks of direct drainage or runoff into riparian areas or other environmentally sensitive habitats. Take every precaution to prevent the release of toxic substances into surface waters. Report immediately all project spills of hazardous materials to the OCTA, OCTA, US Fish and Wildlife Service (USFWS), California Department of Fish and Wildlife (CDFW), and Regional Water Quality Control Board (RWQCB). Immediately clean up hazardous materials and remove all contaminated soils; dispose of only at approved disposal sites.
- C. Stockpiling and staging of materials shall be limited to disturbed areas without native vegetation, areas to be impacted by the project or in non-sensitive habitats.
- D. Establish No-Fueling zones within a minimum of 33 feet from all drainages and fire-sensitive areas.
- E. Maintain project areas clean of debris to avoid attracting predators of the target species of concern. Enclose all food related trash in sealed containers and regularly



remove from site. Pets of construction personnel shall not be allowed on site where they may come into contact with any listed species.

- F. If dead or injured listed species are located, biologist, in consultation with the OCTA, will notify the USFWS and the CDFG according to required protocols. Obtain instructions from the OCTA on how to proceed following such discovery.
- G. Nesting avian species protected by the Migratory Bird Treaty Act (MBTA):
  - 1. For any construction activities or vegetation removal between February 15 and August 31, a nesting bird survey shall be conducted by contractor's qualified biologist of all habitats within 250 feet of the construction area. Surveys shall be conducted no less than 14 days and no more than 30 days prior to commencement of construction activities and vegetation removal. The nesting bird surveys will be conducted in accordance with CDFG protocol as applicable. If no active nests are identified on or within 250 feet of the construction site, no further mitigation is necessary. A copy of the pre-construction survey shall be submitted to the local agencies jurisdiction. If an active nest of a MBTA protected species is identified onsite (per established thresholds) a 100-foot no-work buffer shall be maintained between the nest and construction activity. This buffer can be reduced in consultation with CDFW and/or USFWS.
  - 2. Completion of the nesting cycle shall be determined by qualified ornithologist or biologist.

### **3.02 PROTECTION OF ARCHAEOLOGICAL RESOURCES**

- A. If evidence of an archaeological site or other suspected historical resource as defined by CEQA Guidelines Section 15064.5, including darkened soil representing past human activity, that could conceal material remains (e.g., worked stone, fired clay vessels, faunal bone, hearths, storage pits, or burials) are discovered during any project-related earth-disturbing activities (including projects that would not encounter undisturbed soils), all earth-disturbing activity within 100 feet of the find shall be halted and OCTA shall be notified.

### **3.03 PROTECTION OF PALEONTOLOGICAL RESOURCES (FOSSILS)**

- A. Should paleontological resources (i.e., fossil remains) be identified at a particular site during project construction, the construction foreman shall cease construction within 100 feet of the find until a qualified professional can provide an evaluation.

### **3.04 PROTECTION OF HUMAN REMAINS**

- A. In the event of the discovery of human remains during construction, procedures outlined in Section 15064.5(e) of the CEQA Guidelines shall be strictly followed. Upon discovery all excavation at the site or any nearby area reasonably suspected to



overlie human remains shall cease immediately. Notify OCTA immediately. OCTA will notify County Coroner who will determine if remains are Native American. If the remains are determined to be Native American, the coroner will contact the Native American Heritage OCTA (NAHC). The NAHC will identify the Most Likely Descendent (MLD). The MLD will make recommendations for the appropriate treatment and disposition of the remains and any associated artifacts in accordance with Public Resources Code (PRC), Section 5097.98. Do not commence construction in the area until notified to do so by the OCTA.

### **3.05 PROTECTION FROM PREVIOUSLY EXISTING CONTAMINATION**

- A. In the event that previously unknown or unidentified soil and/or groundwater contamination that could present a threat to human health or the environment is encountered during construction of the proposed project, construction activities in the immediate vicinity of the contamination shall cease immediately. If contamination is encountered, a Risk Management Plan shall be prepared and implemented that (1) identifies the contaminants of concern and the potential risk each contaminant would pose to human health and the environment during construction and post development and (2) describes measures to be taken to protect workers, and the public from exposure to potential site hazards. Such measures could include a range of options, including, but not limited to, physical site controls during construction, remediation, long-term monitoring, post development maintenance or access limitations, or some combination thereof. Depending on the nature of contamination, if any, appropriate agencies shall be notified. If needed, a Site Health and Safety Plan that meets Occupational Safety and Health Administration requirements shall be prepared and in place prior to commencement of work in any contaminated area.

### **3.06 PREVENTION OF FUEL SPILLS AND HAZARDOUS MATERIAL SPILLS**

- A. Store fuel, hazardous materials, and chemicals of all types in a contained staging area.
- B. Conduct equipment refueling and maintenance in the contained staging area.
- C. Check vehicles daily for leaks.

### **3.07 PREVENTION OF STORED FUEL LEAKS**

- A. Provide berms or other secondary containment at fuel/chemical storage areas.
- B. Test storage tanks, valves, etc., for leaks.
- C. Submit a written commitment to provide labor, equipment, and materials to promptly clean up any leakage.

### **3.08 PROTECTION OF STORMWATER QUALITY AND CONTROL OF QUANTITY**



- A. Comply with the stormwater quality plan prepared before issuance of construction permits. The plan will incorporate the state's industrial best management practices and other techniques if more effective. Refer to Section 01 14 25 Procedures in Construction for additional requirements.
- B. Runoff from impervious areas is to be detained, treated to industrial standards, and released under control.

### **3.09 PREVENTION OF TRAFFIC IMPACTS**

- A. The Contractor shall prepare and submit a Traffic Management Plan in conjunction with local jurisdictions addressing the following:
  - 1. Detours.
  - 2. Coordination with any other construction projects.
  - 3. Length and timing of street closures.
  - 4. Coordination with police and fire departments regarding changes in emergency access routes.
  - 5. Temporary access routes and signage for any affected commercial property.
  - 6. Contact information for OCTA, contractors and their personnel.
- B. Conform to all conditions required therein. Notify Resident Inspector in advance of any constructions activities that could potentially violate the requirements and conditions set forth in the plan.
- C. Construction parking shall be configured to minimize traffic interference during the construction period and, therefore, reduce idling of traffic.
- D. Temporary traffic controls are provided, such as a flag person, during all phases of construction to facilitate smooth traffic flow.
- E. Construction activities that affect traffic flow on the arterial system be scheduled to off-peak hours (10:00 A.M. to 4:00 P.M.).
- F. Dedicated on-site and off-site left-turn lanes on truck hauling routes be utilized for movement of construction trucks and equipment on site and off site to the extent feasible during construction activities.
- G. To ensure adequate access for emergency vehicles when construction activities would result in temporary lane or roadway closures, the contractor shall consult with the local agencies, Police and Fire Departments to disclose temporary lane or roadway closures and alternative travel routes. The contractor shall be required to



keep a minimum of one lane in each direction free from encumbrances at all times on perimeter streets accessing the project site. If construction activities require the complete closure of a roadway segment, the Contractor shall coordinate with the local agencies, Police and Fire Departments to designate proper detour routes and signage indicating alternative routes.

### **3.10 PREVENTION OF ROAD DAMAGE**

- A. Before and after offsite road and utility construction, videotape the affected roadway and its access roads.
- B. Temporarily repair roadway damage caused during construction.
- C. Permanently restore damaged roadway to its original condition immediately after offsite improvements are completed.
- D. Establish construction truck routes with local jurisdictions before beginning offsite work. Refer to Section 01 14 27 Legal Relations and Responsibility for additional requirements.
- E. Consult with local jurisdictions to coordinate offsite work with other projects in the vicinity.

### **3.11 SCAQMD REQUIREMENTS**

- A. Refer to Section 01 14 27 Legal Relations and Responsibility for these requirements.
- B. All diesel-powered equipment used will be retrofitted with after-treatment products (e.g., engine catalysts).
- C. All heavy-duty diesel-powered equipment operating and refueling at the project site use low-NOX diesel fuel to the extent that it is readily available and cost effective (up to 125 percent of the cost of California Air Resources Board diesel) in the South Coast Air Basin (this does not apply to diesel powered trucks traveling to and from the project site).
- D. Construction equipment engines be maintained in good condition and in proper tune per manufacturer's specification for the duration of construction.
- E. Construction operations rely on the electricity infrastructure surrounding the construction site rather than electrical generators powered by internal combustion engines.
- F. As required by South Coast Air Quality Management District Rule 403—Fugitive Dust, all construction activities that are capable of generating fugitive dust are required to implement dust control measures during each phase of project development to reduce the amount of particulate matter entrained in the ambient air. These measures include the following:



1. Application of soil stabilizers to inactive construction areas.
2. Quick replacement of ground cover in disturbed areas.
3. Watering of exposed surfaces three times daily.
4. Watering of all unpaved haul roads three times daily.
5. Covering all stock piles with tarp.
6. Reduction of vehicle speed on unpaved roads.
7. Post signs on-site limiting traffic to 15 miles per hour or less.
8. Sweep streets adjacent to the project site at the end of the day or hourly per Section 01 14 27, 1.10 J if visible soil material is carried over to adjacent roads.
9. Cover or have water applied to the exposed surface of all trucks hauling dirt, sand, soil, or other loose materials prior to leaving the site to prevent dust from impacting the surrounding areas.

### **3.12 PREVENTION OF NOISE IMPACTS**

- A. Limit noise-producing activities to hours required by the local jurisdictions for construction activities.
- B. Construction-related equipment, including heavy-duty equipment, motor vehicles, and portable equipment, shall be turned off when not in use for more than 30 minutes. Diesel-fueled commercial motor vehicles with gross vehicular weight ratings of greater than 10,000 pounds shall be turned off when not in use for more than 5 minutes.
- C. Contractor shall require by contract specifications that the following construction best management practices (BMPs) be implemented by contractors to reduce construction noise levels:
  1. As requested by the OCTA's Project Manager and/or specified in Contract Document, two weeks prior to the commencement of construction, the Contractor shall provide notification to surrounding land uses within 300 feet of the project site disclosing the construction schedule, including the various types of activities that would be occurring throughout the duration of the construction period.
  2. Ensure that construction equipment is properly muffled according to industry standards and be in good working condition.
  3. Place noise-generating construction equipment and locate construction staging areas away from sensitive uses, where feasible.



4. Schedule high noise-producing activities between the hours of 8:00 A.M. and 3:30 P.M. to minimize disruption on sensitive uses, Monday through Friday.
  5. Implement noise attenuation measures, which may include, but are not limited to, temporary noise barriers or noise blankets around stationary construction noise sources.
  6. Use electric air compressors and similar power tools rather than diesel equipment, where feasible.
  7. Construction-related equipment, including heavy-duty equipment, motor vehicles, and portable equipment, shall be turned off when not in use for more than 10 minutes.
  8. Construction hours, allowable workdays, and the phone number of the job superintendent shall be clearly posted at all construction entrances to allow for surrounding owners and residents to contact the job superintendent. If the City or the job superintendent receives a complaint, the superintendent shall investigate, take appropriate corrective action, and report the action taken to the reporting party.
- D. Construction staging areas along with the operation of earthmoving equipment within the project area would be located as far away from vibration and noise sensitive sites as possible.
- E. Heavily loaded trucks used during construction would be routed away from residential streets.

### **3.13 DISPOSAL OF REFUSE**

The Contractor shall establish a construction management plan with Disposal Company to divert a target of 50 percent of construction, demolition, and site clearing waste.

### **PART 4 – MEASUREMENT AND PAYMENT**

No separate measurement or payment will be made for the work of this section.

**END OF SECTION**



**THIS PAGE DELIBERATELY LEFT BLANK**



**SECTION 01 25 00  
SUBSTITUTION PROCEDURES**

**PART 1 - GENERAL**

**1.02 SUMMARY**

**A. Section Includes:**

1. Administrative and procedural requirements for requesting substitutions.

**B. Definitions:**

1. Substitutions: Requests by the Contractor to deviate from specified requirements for products, material, equipment, and methods, or to provide products other than those specified, shall be considered requests for substitutions, limited to the following conditions:
  - a. Substitutions requested during the bidding period and accepted prior to the execution of the Contract.
  - b. Substitutions requested after execution of the Contract.

**C. Substitution Provisions: Refer to substitution provisions of the Instructions to Bidders, in addition to the following specific requirements.**

**D. Substitution Request Submittal Period:**

1. Time Limit:

- a. Substitutions requested during Bidding Period: OCTA will consider requests for substitutions if received during bidding. Request permission for substitutions from the OCTA per provisions of the Instructions to Bidders. If approved, OCTA will issue an addendum allowing all bidders to incorporate the request substitution.
  - b. Substitutions requested after execution of Contract: Only within 14 calendar days of the Notice to Proceed will the Authority and the Engineer consider requests for substitutions, requests submitted after this will be denied.
2. Product Availability Waiver: Substitutions will be considered 21 calendar days of execution of the Agreement only when a product becomes unavailable due to no fault of the Contractor. Failure to place orders for specified products sufficiently in advance of required date for incorporation into the Work will not be considered as a valid reason for which Contractor may request a substitution or deviation from requirements of the Drawings and Specifications.



**1.02 SUBMITTAL REQUIREMENTS**

- A. Substitution Requests: Submit three copies of each request for consideration to the OCTA. Identify product or fabrication or installation method proposed for substitution. Include specification section number and title and drawing numbers and titles.
1. Substitution Request Form: Use form acceptable to OCTA Project Manager.
  2. Documentation: Substitutions will not be considered when they are indicated or implied on shop drawings, product data or sample submittals without a separate written request, or when acceptance will require substantial revision of the Contract Documents. Show compliance with requirements and the following, as applicable:
    - a. Statement indicating why specified material or product cannot be provided.
    - b. Coordination information, including a list of changes or modifications needed to other parts of the work and to construction performed by OCTA and separate contractors, which will be necessary to accommodate proposed substitution.
    - c. Detailed comparison of significant qualities of proposed substitution with those of the work specified. Significant qualities may include attributes such as performance, weight, size, durability, visual effect, and specific features and requirements indicated or specified.
    - d. Product data, including drawings and descriptions of products and fabrication and installation procedures.
    - e. Samples, where applicable or requested.
    - f. List of similar installations for completed projects with project names and addresses and names and addresses of architects and owners.
    - g. Material test reports from a qualified testing agency indicating and interpreting test results for compliance with requirements indicated or specified.
    - h. Research/evaluation reports evidencing compliance with building code in effect for project, from a model code organization acceptable to Inspector and authorities having jurisdiction.
    - i. Detailed comparison of Contractor's Construction Schedule using proposed substitution with products specified for the work, including effect on the overall contract time. If specified product or method of construction cannot



be provided within the contract time, include letter from manufacturer, on manufacturer's letterhead, stating lack of availability or delays in delivery.

- j. Cost information, including a proposal of change, if any, in the contract sum.
  - k. Contractor's certification that Contractor has investigated proposed substitution and that it complies with requirements in the contract documents and is appropriate for applications indicated. Contractor further certifies that Contractor will provide the same or better guarantee or warranty as for specified product or method of construction. Contractor shall also certify that Contractor will coordinate installation of accepted substitution into work, making any changes as may be required for work to be complete in all respects as specified.
  - l. Contractor's waiver of rights to additional payment or time that may subsequently become necessary because of failure of proposed substitution to produce indicated results.
  - m. Only one request for substitution will be considered for each product.
  - n. If the proposed substitution is not accepted, provide the specified product.
3. OCTA Project Manager's Action: If necessary, OCTA Project Manager will request additional information or documentation for evaluation within 7 days of receipt of a request for substitution. OCTA Project Manager will notify Contractor of acceptance or rejection of proposed substitution within 15 days of receipt of request, or 7 days of receipt of additional information or documentation, whichever is later.
- a. Form of Acceptance: Change Order, if costs involved; otherwise written approval.
  - b. Use product specified if OCTA Project Manager is unable to make a decision on proposed substitution within time allocated.

### **1.03 COMPARABLE PRODUCTS**

- A. See Section 01 60 00, Product Requirements, for discussion of comparable products.

### **1.04 PRODUCT SUBSTITUTIONS**

- A. OCTA Project Manager will consider Contractor's request for substitution when the following conditions are satisfied. If the following conditions are not satisfied, OCTA Project Manager will return requests without action, except to record noncompliance with these requirements:



1. Requested substitution is submitted within the time frame stated herein above.
  2. Requested substitution offers OCTA a substantial advantage in cost, time, energy conservation, or other considerations, after deducting additional responsibilities OCTA must assume. OCTA's additional responsibilities may include compensation to consultants for redesign and evaluation services, increased cost of other construction by OCTA, and similar considerations.
  3. Requested substitution does not require extensive redesign of the project or revisions to the contract documents.
  4. Requested substitution is consistent with the contract documents and will produce indicated results.
  5. Substitution request is fully documented and properly submitted.
  6. Requested substitution will not adversely affect Contractor's Construction Schedule.
  7. Requested substitution has received necessary approvals of authorities having jurisdiction.
  8. Requested substitution is compatible with other portions of the work.
  9. Requested substitution has been coordinated with other portions of the work.
  10. Requested substitution provides specified warranty.
  11. If requested substitution involves more than one contractor, requested substitution has been coordinated with other portions of the work, is uniform and consistent, is compatible with other products, and is acceptable to all contractors involved.
- B. Substitutions will not be considered if they are indicated or implied on shop drawings or project data submittals or Requests for Information without formal submittal request detailed in this section.

#### **1.05 AVAILABILITY OF SPECIFIED ITEMS**

- A. Prior to execution of Contract, Contractor shall verify that all specified items will be available as required by the schedule for orderly and timely progress of the work. Notify OCTA Project Manager if specified items will not be available.
- B. Costs of delays because of non-availability of specified items, when such delays could have been avoided by the Contractor, will deducted from amounts due or to become due the contractor, and will not be borne by OCTA.



C. Substitutions during construction for prior approved items will only be considered under the following circumstances:

1. Substitution is required for compliance with subsequent interpretation of code.
2. Specified item cannot be provided within the contract time or becomes unavailable through no fault of contractor.
3. Subsequent information discloses that specified item or system will not perform properly or fit in designated space, or manufacturer or supplier refuses to certify or warrant performance as required.

**PART 2 – PRODUCTS**

Not Used.

**PART 3 – EXECUTION**

Not Used

**PART 4 – MEASUREMENT AND PAYMENT**

- A. No separate measurement will be made for the work of this section.
- B. No separate payment will be made for the work of this section.

**END OF SECTION**



**SECTION 01 26 00**

**CONTRACT MODIFICATION PROCEDURES**

**PART 1 – GENERAL**

**1.01 SUMMARY**

A. Section Includes:

1. Administrative and procedural requirements for handling and processing contract modifications.

B. Related Sections:

1. Section 01 60 00, Product Requirements, for procedures to approve comparable products.
2. Section 01 25 00, Substitution Procedures, for procedures to propose substitutions.
3. Section 01 26 13 Requests for Information, for procedures to clarify and interpret the contract documents.

**1.02 MINOR CHANGES IN THE WORK / FIELD ORDERS**

- A. OCTA will issue supplemental instructions authorizing minor changes in the work, not involving adjustment to the Contract Price or the Contract Time, in written form.

**1.03 DOCUMENTATION OF CHANGES IN AGREEMENT PRICE AND AGREEMENT TIME**

- A. Documentation of Changes in Contract Sum and Contract Time: Contractor shall provide full information required for evaluation of proposed changes and to substantiate costs of changes in the Work.
1. Maintain detailed records of Work completed on time and material basis. Contractor shall use "Daily Extra Work Report" provided by the Authority. All extra work reports shall be signed by the Authority and the Contractor verifying all extra materials and labor incorporated into the project at the end of each work day.
  2. Document each quotation for a change in Contract Sum and Contract Time, with sufficient cost breakdown data for labor, materials, and equipment to allow evaluation of the quotation.



3. Provide details of cost of all material used for change in work. Provide detail of labor hours expended in change of work, and wage rate of worker. Provide total of hours equipment was used in the work, and hourly rate of the equipment.
- B. Additional Data: Upon request by the Engineer, provide additional data to support computations:
  1. Quantity of product, material, labor, and equipment.
  2. Overhead and profit (20% includes all superintendence, taxes, insurance, bonds, overhead and profit, etc.). 20 percent overhead and profit shall be divided between Contractor and sub-contractor(s).
  3. Justification for change in Contract Time, if claimed.
  4. Credit for deletions from Contract, similarly documented.

#### **1.04 CHANGE PROCEDURES**

- A. Change Procedure – General: The following describe administrative procedures to be followed in complying with provisions of the Conditions of the Contract for changes in the Work.
- B. The Engineer's Supplemental Instructions: Minor changes in the Work, not involving an adjustment in either the Contract Sum or Contract Time, as authorized by the Conditions of the Contract. The Contractor shall take prompt action on such instructions.
- C. OCTA-Initiated Proposal Requests: OCTA will issue a detailed description of proposed changes in the work that may require adjustment to the Contract Price or the Contract Time. If necessary, the description will include supplemental or revised drawings and specifications.
  1. Proposal Requests issued by OCTA are not instructions either to stop work in progress or to execute the proposed change.
  2. Proposal Request may include an estimate of additional or deductions in Contract Sum or Contract Time for executing the change and may include stipulations regarding overtime work and period of time the requested response from the Contractor shall be considered valid.
    - a. Within time specified in Proposal Request or five (5) calendar days, when not otherwise specified, after receipt of Proposal Request, submit a quotation estimating cost adjustments to the Contract Price and the Contract Time necessary to execute the change. Include a list of quantities of products required or eliminated and unit costs, with total amount of purchases and credits to be made. If requested, furnish survey data to substantiate quantities.



- b. Indicate applicable taxes, delivery charges, equipment rental, and amounts of trade discounts.
  - c. Include costs of labor and supervision directly attributable to the change.
  - d. Include an updated Contractor's construction schedule that indicates the effect of the change, including, but not limited to, changes in activity duration, start and finish times, and activity relationship. Use available total float before requesting an extension of the Contract Time.
  - e. Submit name of individual authorized to receive construction change documents and who is responsible for informing others in Contractor's employ or subcontractors of changes in the Work.
  - f. Quotation Form: Use forms acceptable to OCTA.
- D. Upon OCTA's approval of a Proposal Request, OCTA will issue a Change Order for signatures of OCTA and Contractor. The OCTA and Contractor will sign the Change Order indicating acceptance and approval of the change.

**1.05 WORK CHANGE DIRECTIVE**

- A. Work Change Directive: In accordance with provisions of the Conditions of the Contract, OCTA may issue a Work Change Directive. A Work Change Directive instructs Contractor to proceed with a change in the work, for subsequent inclusion in a Change Order.
- B. Work Change Directive contains a complete description of change in the work. It also designates method to be followed to determine change in the Contract Price or the Contract Time. Contractor shall promptly execute the change in the Work.
- C. Changes Based on Stipulated Sum or Time: Construction Change Directive shall be based on stipulated adjustment in Contract Sum and Contract Time as mutually-acceptable to the Authority and Contractor and the change shall be performed immediately. A Change Order for this amount shall be executed at the earliest convenience of all parties. Contractor shall provide a cost estimate based on section 1.03 of this section.
- D. Changes Based on Unit Costs or Quantities: When scope of change cannot be accurately determined in advance, a Construction Change Directive shall be executed based on mutually-acceptable quantities and pre-determined unit prices. Actual costs shall be determined after completion of the Work and a Change Order for this amount shall be executed.
- E. Changes Based on Time and Material Costs: If directed for changes for which amounts are not defined or are disputed, a Construction Change Directive will be issued by the Authority and Contractor shall execute the Work, keeping accurate



records of time, both labor and calendar days, and cost of materials. See Section 1.03. A. 1.

- F. Cost and Time Resolution: If amounts for changes in Agreement price and Agreement time cannot be agreed upon by the Authority and Contractor, amounts shall be resolved in accordance with requirements of the Conditions of the Contract for resolution of disputes.
- G. Documentation: Maintain detailed records on a time and material basis of work required by the Work Change Directive. The total construction cost of the change shall not exceed the mutually agreed adjustment in Contract Sum and Contract time of the Change Order.
- H. After completion of change, submit an itemized account and supporting data necessary to substantiate cost and time adjustments to the contract.

#### **1.06 CHANGE ORDER**

A. Change Orders, General:

- 1. In accordance with provisions of the Conditions of the Contract, the Engineer and Authority will review Contractor's response to a Proposal Request or a Construction Change Directive and determine with the Contractor the acceptable amount, if any, of the change in Contract Sum and Contract Time.
- 2. When agreement is reached on the change in Contract Time and Sum, the Engineer will prepare a Change Order, with supplementary documents (Contractor's cost estimate) as necessary to describe the change and the associated costs and schedule impacts, if any.
- 3. The Authority and Contractor will sign the Change Order indicating acceptance and approval of the change.

#### **1.07 RECONCILIATION OF CHANGE ORDER**

- A. Schedule of Values: Promptly revise the Schedule of Values and Application for Payment forms to record each authorized Change Order as a separate line item and adjustment to the Contract Sum.
- B. Schedules: Promptly revise progress schedules to reflect changes in Contract Time, revising sub-schedules to adjust time for other items of Work as may be affected by the change. Submit revised schedules at the next Application for Payment following approval and acceptance of the Change Order.
- C. Change in work due to request for information, or any other reason shall not be reason for claims of delays by the contractor. Contractor shall allow the Consultant seven (7) days to respond to request for information, and additional fourteen (14)



days to the Authority to make necessary changes to resolve changes in work and change orders. Allow the Authority 30 calendar days for final Change Order approval.

**PART 2 – PRODUCTS**

Not Used.

**PART 3 – EXECUTION**

Not Used.

**PART 4 - MEASUREMENT AND PAYMENT**

Not Used.

**END OF SECTION**



**THIS PAGE DELIBERATELY LEFT BLANK**



**SECTION 01 26 13**

**REQUESTS FOR INFORMATION**

**PART 1 - GENERAL**

**1.01 DESCRIPTION**

A. Section Includes:

1. The general requirements for Contractor's requests for information and pertains to all portions of the contract documents.

**1.02 DEFINITION**

- A. A "Request for Information" is defined as a document submitted by the Contractor requesting clarification of a portion of the contract documents, hereinafter referred to as RFI.
- B. All questions and requests for clarification of the Contract Documents from the contractor and subcontractors shall be submitted in writing as a "Request for Information".

**1.03 CONTRACTOR'S REQUESTS FOR INFORMATION (RFI)**

- A. When the Contractor is unable to determine from the contract documents, the exact material, process or system to be installed, the Contractor shall request the OCTA to make a clarification of the indeterminate item. Wherever possible, such clarification shall be requested at the next appropriate project meeting, with the response entered into the meeting minutes. When clarification at the meeting is not possible, either because of the urgency of the need or the complexity of the item, the Contractor shall prepare and submit an RFI to the OCTA.
- B. RFI's shall be submitted on a form provided by the OCTA. The Contractor will be given the form electronically upon Notice To Proceed.
- C. RFI forms shall be completely filled in, and if prepared by hand, shall be fully legible after photocopying. Each page of attachments to RFI's shall bear the contract number, project name, RFI number. Each RFI shall reference a drawing number and/or Specification Section. The Contractor shall include sketches, mark ups on the contract drawings, and/or photographs to clearly demonstrate its requests or questions in each RFI. Contractor shall indicate on the RFI the date by which response is required.
- D. RFI's from Subcontractors or Material suppliers shall be submitted through, reviewed by, and signed by the Contractor prior to submittal to the OCTA.



- E. Prior to submitting an RFI, the Contractor shall carefully study the Contract Documents to assure that the requested information is not available therein. Contractor shall be responsible for insuring that RFI's are not frivolous or excessive.
- F. Frivolous RFIs: Frivolous RFIs include requests for information shown in the contract documents or resulting from Contractor's failure to study and compare contract documents or to coordinate its own work; and RFIs that are incomplete, contain errors, or include unrelated items. The cost in time and materials on the part of OCTA and related design professionals to review unnecessary or frivolous RFIs will be assessed and deducted from the Contractor's final payment.
- G. RFI's shall not be used for the following purposes:
  - 1. To request approval of submittals.
  - 2. To request approval of substitutions.
  - 3. To request changes which entail additional cost or credit or changes in the contract time.
  - 4. To request different methods of performing work than those shown or specified.
- H. In the event the Contractor believes that a clarification by the OCTA results in additional cost, the Contractor shall not proceed with the Work indicated by the RFI until a Change Order is prepared and approved. Answered RFI's shall not be construed as approval to perform extra work.
- I. RFIs submitted to request clarification of issues related to means, methods, techniques and sequencing of construction, or to establish scope of subcontractors' work will be returned without response.
- J. Unanswered RFI's will be returned with a stamp or notation indicating: "Not Reviewed."
- K. Assign each RFI a sequential number starting from 001. Contractor shall prepare and maintain a log of RFI's and, at any time requested by the OCTA, Contractor shall furnish copies of the log showing all outstanding RFI's. Contractor shall also note all unanswered RFI's in the log.
- L. Contractor shall allow for 14 calendar days review and response time for RFI's.

#### **1.04 RESPONSE TO RFI'S**

- A. OCTA's response to RFIs will be in writing. RFIs received after 12:00 noon will be considered as received on the following working day for purposes of establishing the start of the 14 day response time. OCTA's response may include a request for



additional information, in which case OCTA's time for response will date from time of receipt of additional information.

- B. No extension of time will be granted because of Contractor's failure to submit RFIs in a timely manner or to allow a sufficient amount of time for review.
- C. OCTA's response will confirm a stated interpretation or solution or otherwise interpret the design intent; this may include an alternative solution, consistent with the design intent of the Contract Documents. Where such a solution would result, in the contractor's opinion, in an extra cost or time extension to the project, contractor shall notify the OCTA prior to implementing the response.
- D. Each RFI and the OCTA's response shall become a part of the Contract Documents. To the extent that OCTA's response changes, modifies or amends any portion of the Contract Documents, the response shall be deemed sufficient. No revised Contract Documents will be issued unless the RFI response is insufficient in providing direction to the Contractor. Whenever possible, revised contract documents will be issued in 8-1/2x11 inch or 11x17 inch size, suitable for inclusion with the RFI response. Re-issuance of full size drawings or sets of drawings will be kept to an absolute minimum.

#### **1.05 SPOKEN COMMUNICATIONS**

- A. Any spoken instructions given to the Contractor on the job site by any person other than the OCTA's personnel is subject to nullification by the OCTA. Contractor shall obtain written documentation of any and all spoken instructions (especially if instructions may reflect an addition to or deduction from the contract sum) from the OCTA prior to commencement of the work resulting from the verbal instructions.

#### **PART 2 – PRODUCTS**

Not Used

#### **PART 3 – EXECUTION**

Not Used.

#### **PART 4 – MEASUREMENT AND PAYMENT**

No separate measurement or payment shall be made under this Section.

**END OF SECTION**



**THIS PAGE DELIBERATELY LEFT BLANK**



**SECTION 01 29 00**

**PAYMENT PROCEDURES**

**PART 1 – GENERAL**

**1.01 SUMMARY**

**A. Section Includes:**

1. Administrative and procedural requirements necessary to prepare and process Applications for Payment.
2. Administrative and procedural requirements for preparing and submitting a Schedule of Values.

**B. Related Sections:**

1. Section 01 26 00, Contract Modification Procedures, for administrative procedures for handling changes to the contract.
2. Section 01 32 00, Construction Progress Documentation, for administrative requirements governing the preparation and submittal of the Contractor's construction schedule.
3. Section 01 33 00, Submittal Procedures, for administrative requirements governing the preparation and submittal of the Schedule of Values.

**1.02 DEFINITIONS**

- A. Schedule of Values (Cost Breakdown): A document furnished by Contractor allocating portions of the Contract Price to various portions of the work and used as the basis for reviewing Contractor's Applications for Payment. The Contract Scope of Work including any and all required deliverables are considered by OCTA to be part of the Schedule of Values upon which progress payments will be made to the Contractor, and if not clearly identified in the Contractor's Schedule of Values, 100% of progress payment will not be made until all required Scope of Work items are completed and received by OCTA.

**1.03 SCHEDULE OF VALUES**

- A. Prepare and submit within 15 calendar days after the effective date in the Notice to Proceed, but in any event prior to the Contractor's first Application for Payment, for approval by OCTA, a Schedule of Values. If the schedules are affected by Change Orders, prepare and submit updated copies of the schedules under this Section.



- B. Submit, under the provisions of Section 01 33 00, Submittals, and a Schedule of Values including the following information:
1. Identify items in the Schedule of Values with the title of Project and location, agreement number, name and address of the Contractor, date of submission, Specification Section/Subsection number, Specification Section/Sub-section title, and Bid item number as contained in the Schedule of Quantities and Prices submitted with the Contractor's bid.
  2. Contractor shall indicate subcontracted work items the Schedule of Values including the related subcontractor name(s) and subcontracted amount(s).
  3. Schedule shall list the installed value of the component parts of the Work in sufficient detail to serve as a basis for computing values as itemized in the Cost Breakdown for progress payments during construction. Percentage of completed items installed will be paid.
  4. Provide a line item to identify each of the following:
    - a. Bonds;
    - b. Insurance premiums;
    - c. Field supervision;
    - d. Mobilization cost (not to exceed 10% of the total contract amount).
  5. Upon request by OCTA, support values given with data, which will substantiate the correctness of the values.
  6. In addition to the requirements stated in the General Conditions, the Schedule of Values shall be in the form of an Excel hardcopy spreadsheet along with the electronic file on a read-only compact disk (CD-ROM).
- C. Each item shall include a directly proportional amount of Contractor's overhead and profit, which will not be paid separately.
- D. Lump Sum bid payment based on Schedule of Values approved by OCTA based on percentage of work completed.
- E. The sum of all values listed in the schedule shall equal the total contract Sum.
- F. Cost loading of Schedule of Values is for fund management purposes only and will not be constructed to establish unit cost.
- G. OCTA's Review: OCTA will review the Schedule of Values to assure that they are reasonable and balanced. When approved, they will be used in reviewing and approving the monthly partial payment requests. If review by OCTA indicates that changes to the schedules are required, upon five (5) calendar days from receipt of



notice from the OCTA, the Contractor shall revise and resubmit schedules in the same manner as the original schedules were prepared and submitted.

**1.04 APPLICATION FOR PAYMENT – GENERAL**

- A. Progress Payment Application: The Authority, no later than 25th day of each month, shall prepare a progress payment estimate based on the estimated percentage of completion of work in the approved Schedule of Values and on the Contractor's actually incurred allowable expenses on such work. Fabricated materials, materials on site but not installed in construction and work items not completed shall not be included in progress payment and will not be paid by the Authority. The Authority will issue the progress payment, in the amount it deems appropriate, by approximately the 15th days of the following month.
- B. Application for progress payments and partial progress payments shall be in accordance with Contract General Provision and the approved Schedule of Values.
- C. The Contractor shall submit the progress payment application prepared by the Authority and signed by the Contractor's authorized representative and furnish an invoice for further process based on a schedule to be established at the pre-construction meeting. Submit other documentation such as certified payroll, monthly labor utilization form, and waivers as required by contract.
- D. For the final payment, OCTA shall determine if all Work of the Contract has been performed by the Contractor according to the provisions of the Contract. OCTA shall make a final estimate and determine the amount remaining due the Contractor. This amount shall include any amounts withheld from previous estimates, but exclude any and all deductions that have been or should be made at the time under other sections of these Specifications.

**1.05 WORK AUTHORIZATION CHANGE NOTICE WORK**

- A. Measurement and payment of Work associated with a Work Authorization Change Notice (WACN) shall be as detailed in the OCTA's Exhibit A.

**PART 2 - PRODUCTS**

Not Used.

**PART 3 - EXECUTION**

Not Used.



**PART 4 - MEASUREMENT AND PAYMENT**

Not Used.

**END OF SECTION**



THIS PAGE DELIBERATELY LEFT BLANK



**SECTION 01 31 00**

**PROJECT MANAGEMENT AND COORDINATION**

**PART 1 – GENERAL**

**1.01 SUMMARY**

**A. Section Includes:**

1. Administrative provisions for coordinating construction operations on project including, but not limited to, the following:
  - a. General project coordination procedures.
  - b. Administrative and supervisory personnel.
  - c. Project meetings.

**B. Contractor is responsible for coordination with OCTA selected material suppliers and contractors involved in the project.**

**C. Related Sections:**

1. Section 01 32 00, Construction Progress Documentation, for preparing and submitting Contractor's construction schedule.
2. Section 01 43 01, Contractor Qualifications and Requirements, for required staff and qualifications.
3. Section 01 71 23, Field Engineering, for procedures for coordinating general installation and field-engineering services, including establishment of benchmarks and control points.
4. Section 01 77 00, Closeout Procedures, for coordinating closeout of the contract.
5. Individual specification sections for normal startup, testing, and adjusting procedures required.

**1.02 COORDINATION**

- A. Coordination:** Coordinate construction operations with those of other OCTA selected material suppliers and contractors. Coordinate construction operations included in different sections of the specifications to ensure efficient and orderly installation of each part of the work. Coordinate construction operations, included in different



sections, which depend on each other for proper installation, connection, and operation. Contractor is responsible for progress and performance of the work, and shall provide direction to others as required to properly coordinate trades and processes.

1. Schedule construction operations in sequence required to obtain the best results where installation of one part of the work depends on installation of other components, before or after its own installation.
  2. Coordinate installation of different components to ensure maximum performance and accessibility for required maintenance, service, and repair.
  3. Make adequate provisions to accommodate items scheduled for later installation.
  4. Coordinate equipment installation requirements with equipment contractors to prevent delays and facilitate proper installation. Acknowledge, accommodate, and respect equipment contractors' needs for access to the work for the periods required to complete equipment installation. Incorporate these periods into the construction progress schedule and work plan before commencing work.
- B. Prepare memoranda for distribution to each party involved (including OCTA and separate contractors and suppliers) outlining special procedures required for coordination. Include such items as required notices, actions, reports, and list of attendees at meetings.
- C. Administrative Procedures: Coordinate scheduling and timing of required administrative procedures with other construction activities and activities of other contractors to avoid conflicts and to ensure orderly progress of the work. Such administrative activities include, but are not limited to, the following:
1. Preparation of Contractor's construction schedule.
  2. Preparation of the schedule of values.
  3. Installation and removal of temporary facilities and controls.
  4. Delivery and processing of submittals.
  5. Progress meetings.
  6. Pre-installation conferences.
  7. Commissioning, Startup and adjustment of systems.
  8. Training activities.



9. Project closeout activities.
- D. Conservation: Coordinate construction activities to ensure that operations are carried out with consideration given to conservation of energy, water, and materials. Coordinate use of temporary utilities to minimize waste.

### **1.03 KEY PERSONNEL**

- A. Key Personnel Names: Within 5 days of date of Notice to Proceed, submit a list of key personnel assignments, including superintendent and other personnel in attendance at project site. Conform to requirement of Section 01 43 01 Contractor Qualifications and Requirements. Identify individuals and their duties and responsibilities; list addresses and telephone numbers, including home, office, and cellular telephone numbers and email addresses. Provide names, addresses, and telephone numbers of individuals assigned as standbys in the absence of individuals assigned to project.
  1. Post copies of list in project meeting room and in temporary field office. Keep list current at all times.

### **1.04 INITIAL CONSTRUCTION MEETING**

- A. The OCTA will schedule the Initial Construction Meeting (Pre-construction meeting) after the Contractor has been provided the written Notice to Proceed.
- B. OCTA will distribute a notice of this meeting, along with an agenda of the subjects to be addressed at least one (1) work day prior to the meeting.
- C. Contractor's Construction Project Manager and key staff, as defined in Section 01 43 01, and as identified per the requirements of 1.03, shall attend the meeting.
- D. The following is a minimum agenda for the Initial Construction Meeting:
  1. OCTA will explain and discuss:
    - a. Insurance, laws, codes, maintenance of traffic, permits, quality control, inspection, and related items.
    - b. Preparation, submittal, and review of Site Specific Work Plans (SSWP)
    - c. Procedures for processing RFI's and Submittals
    - d. Monthly estimate cutoff dates, and procedures for processing Applications for Payment.



- e. Distribution of the contract documents.
  - f. Preparation of record documents.
  - g. Use of the premises.
  - h. Work restrictions and permitted working hours.
  - i. Owner's occupancy requirements.
  - j. Responsibility for temporary facilities and controls.
  - k. Procedures for disruptions and shutdowns.
  - l. Construction waste management and recycling.
  - m. Parking availability.
  - n. Areas available for Contractor's Office, work, and storage areas.
  - o. First aid.
  - p. Security.
  - q. Progress cleaning.
  - r. Level 3 Health, Safety and Environmental Specifications.
2. The Contractor shall introduce, explain, and discuss the following:
- a. Contractor's representatives and personnel, briefly describing each person's responsibilities, and furnishing complete contact information for the Contractor's staff.
  - b. Arrangements for safety, first aid, emergency actions, and security.
  - c. A list of Subcontractors and suppliers.
  - d. Sequence of critical Work, the construction schedule and the submittal schedule.
  - e. Plan for construction sequencing of entire Contract, general worksite layout, temporary facilities, erosion and sedimentation control plans, haul routes, noise, air and water pollution control and temporary closure plans.
  - f. Breakdown of lump sum items and Schedule of Values.



- g. Status of coordination and notification for utility Work.
- h. Locations and use of office, storage, parking and construction areas.
- i. Method of providing security to the Worksite.
- j. Construction methods and coordination of Work within the provisions of the Contract Documents.
- k. Coordination with the Work of Subcontractors and procedures for sharing access to the Worksite.
- l. Plan for deliveries of major construction equipment and deliveries of long lead-time materials and products needed in the construction of this Contract.

#### **1.05 PROGRESS MEETINGS**

- A. Progress meetings will be scheduled by OCTA on a weekly basis and more often as necessary. OCTA will make every effort to accommodate the Contractor's availability in establishing the meeting schedule.
- B. Attendees: In addition to OCTA and representatives of the Contractor, subcontractors, suppliers, and other entities concerned with current progress or involved in planning, coordination, or performance of future activities shall be represented at these meetings. All participants at the meeting shall be familiar with project and authorized to conclude matters relating to the work.
- C. Meetings will focus on the competent and timely execution of the Work under the Contract. The OCTA will chair these meetings. Weekly site meetings will start when Contract Work commences. At the weekly meetings the Contractor shall present a review of the following topics:
  - 1. Safety and accidents.
  - 2. Contractor's Schedule status.
  - 3. Progress according to the current approved schedule.
  - 4. Presentation of new 28-day schedule.
  - 5. Critical activities on the 28-day schedule.
  - 6. OCTA's needs and requests
  - 7. Specific late items of Work.



8. Overall Project schedule status.
9. Contract time.
10. Public impacts, notifications, and contacts.
11. RFI, submittal and change order logs and status.
12. Contract Issues including:
  - a. Status of proposal requests.
  - b. Pending changes.
  - c. Status of Change Orders.
  - d. Pending claims and disputes.
  - e. Documentation of information for payment requests.

**1.06 PRE-INSTALLATION CONFERENCES:**

- A. Contractor shall conduct a pre-installation conference at Project site before each construction activity that requires coordination with other construction, as required in individual specification sections.
- B. Attendees: Installer and representatives of manufacturers and fabricators involved in or affected by the installation and its coordination or integration with other materials and installations that have preceded or will follow, shall attend the meeting. Advice OCTA of scheduled meeting dates.
- C. Suggested Agenda: Review progress of other construction activities and preparations for the particular activity under consideration, including requirements for the following:
  1. Contract Documents.
  2. Options.
  3. Related RFIs.
  4. Purchases.
  5. Deliveries.



6. Submittals.
  7. Review of any required mockups.
  8. Possible conflicts.
  9. Compatibility problems.
  10. Time schedules.
  11. Weather limitations.
  12. Manufacturer's written recommendations.
  13. Warranty requirements.
  14. Compatibility of materials.
  15. Acceptability of substrates.
  16. Installation procedures.
  17. Coordination with other work.
  18. Required performance results.
  19. Protection of adjacent work.
- D. Contractor shall record significant conference discussions, agreements, and disagreements, including required corrective measures and actions.
- E. Reporting: Distribute minutes of the meeting to OCTA, each party present and to other parties requiring information.
- F. Do not proceed with installation if the conference cannot be successfully concluded. Initiate whatever actions are necessary to resolve impediments to performance of the work and reconvene the conference at earliest feasible date.

**1.07 PROJECT CLOSEOUT MEETING:**

- A. OCTA will schedule and conduct a project closeout conference, at a time convenient to Contractor, but no later than 15 calendar days prior to the scheduled date of Substantial Completion. The conference will review requirements and responsibilities related to project closeout.



- B. Attendees: OCTA, Contractor's key personnel, major subcontractors and other concerned parties shall attend the meeting. Participants at the meeting shall be familiar with project and authorized to conclude matters relating to the work.
- C. Agenda: OCTA will introduce and discuss items of significance that could affect or delay Project closeout, including the following:
  - 1. Preparation of record documents.
  - 2. Procedures required prior to inspection for Substantial Completion and for final inspection for acceptance.
  - 3. Submittal of written warranties.
  - 4. Requirements for preparing operations and maintenance data.
  - 5. Requirements for demonstration and training.
  - 6. Preparation of Contractor's punch list.
  - 7. Procedures for processing Applications for Payment at Substantial Completion and for final payment.
  - 8. Final Submittal procedures.
  - 9. Coordination of separate contracts.
  - 10. Owner's partial occupancy requirements.
  - 11. Installation of Owner's fixtures, and equipment.
  - 12. Responsibility for removing temporary facilities and controls.

## **PART 2 - PRODUCTS**

Not Used.

## **PART 3 - EXECUTION**

### **3.01 REPORTING**



- A. Minutes: OCTA Project Manager will record significant discussions and agreements achieved at all conference chaired by OCTA Project Manager, including initial construction meeting, progress meetings and project closeout meeting. OCTA Project Manager will distribute the meeting minutes to everyone concerned within five (5) working days of the meeting.

**PART 4 - MEASUREMENT AND PAYMENT**

No separate measurement or payment shall be made under this section.

**END OF SECTION**



**SECTION 01 32 00**

**CONSTRUCTION PROGRESS DOCUMENTATION**

**PART 1 - GENERAL**

**1.01 DESCRIPTION**

- A. This Section specifies the requirements for preparation of a preliminary schedule, a Contractor's Progress Schedule, related narratives, and progress reporting.
- B. The reports and schedules shall be designed to:
  - 1. Assure adequate planning and execution of the Work so that the Work is completed within the number of calendar days allowed in the Contract
  - 2. Assist the Contractor and OCTA Project Manager in appraising:
    - a. The attainability of the proposed schedule.
    - b. Conformance to contract requirements.
    - c. The progress of Work.
- C. For all schedules and scheduling requirements/activities related to this Contract, the Contractor shall utilize Primavera Project Planner version 7 or later, or Microsoft Project software as directed by the OCTA Project Manager.

**1.02 SUBMITTALS**

- A. Submit the following information under the provisions of 01 33 00, Submittal Procedures. All electronic file submittals shall include the entire schedule, which is typically provided by utilizing the file backup routine in the software. Electronic submittals shall be on read-only compact disc (CD-ROM) media.
  - 1. Construction Schedule (with narrative) in print and electronic format.
  - 2. Contractor's Progress Schedule in print and electronic format.
  - 3. Weekly Progress Reports (28 day schedule) in print and electronic format.
- B. Milestones, as specified in the Contract Documents, shall be incorporated into all areas of the scheduling process.

**1.03 CONTRACTOR'S CONSTRUCTION SCHEDULE (BASE SCHEDULE)**



- A. Within five (5) calendar days of the Notice to Proceed, the Contractor shall prepare and submit to the Engineer for approval a detailed schedule of work. This schedule shall indicate the areas in which the Contractor anticipates working and the dates during which construction operations will be performed. All submittals by the Contractor shall be listed as separate activities in the schedule. The Contractor shall submit three (3) hard copies and a PDF file of the schedule to the Engineer for approval.
- B. The detailed schedules shall be of the bar chart or network diagram method, at the Contractor's option. The schedule shall be comprehensive, covering activities at the site of the work, procurement, and construction.
- C. The schedule shall identify work items or Milestones that affect or are affected by OCTA Project Manager, other utilities, and other third parties including Subcontractors.
- D. The work activities making up the schedule shall be of sufficient detail to assure that adequate planning has been done for proper execution of the Work and such that, in the judgment of the OCTA Project Manager, it provides an appropriate basis for monitoring and evaluating the progress of the Work. A work activity is defined as any activity requiring time and resources (manpower, equipment and/or material) to accomplish. Activity durations will be in workdays. Typical construction activity durations should be between 3 and 14 workdays. Exceptions may be reviewed by the OCTA Project Manager where sub-schedules will be used to define critical portions of prime schedules, materials delivery, key submittals, etc. Activities shall include but not necessarily be limited to the following:
  - 1. Project mobilization.
  - 2. Submittal and review of plans and procedures.
  - 3. Procurement of Materials.
  - 4. Each item of Work.
  - 5. Final cleanup.
  - 6. Final inspection.
  - 7. All activities by Contractor, OCTA Project Manager, and others, which affect progress or required dates for completion, or both, for each part of the Work.
  - 8. Release of areas to OCTA Project Manager according to Milestone Dates.
- E. Other requirements that shall be incorporated into the Contractor's schedule include
  - 1. Division of Work into major work areas (i.e. Areas 1, 2, etc.).



2. Manpower required to perform the Work in total man-hours by craft for each activity.
  3. All activities that require unusual shift work, such as two shifts, 6-day workweek, etc. shall be clearly identified in the schedule.
- F. Each activity shall be labeled with an alphanumeric work breakdown structure/sorting/selection code.
- G. The sequence, duration in workdays, and interdependence of activities required for the complete performance of all work shall be shown.
- H. The schedule shall begin with the date of the Notice to Proceed and conclude with the date of Final Completion shown in the Contract.
- I. The network diagram shall include the following:
1. Time scaled network diagrams based on calendar days and shall be critical path method (CPM) precedence format showing the sequence/interdependence of activities required for complete accomplishment of all items of work.
  2. Each activity shall be plotted so that the start/finish dates can be determined graphically (by comparison) with the calendar scale.
  3. All network diagrams shall be drawn legibly and accurately on 22" x 34" size media, or other size acceptable to the OCTA Project Manager.
  4. Each activity shall be labeled with complete description, planned duration in workdays, and total float time.
  5. The schedules shall accurately indicate the sequence and interdependency of all work activities.

#### **1.04 CONTRACTOR'S PROGRESS SCHEDULE**

- A. The Contractor shall update the Progress Schedule monthly (the "Schedule Update") and submit to the OCTA Project Manager for review concurrent by the 5th of the month following month for which the progress reflected on schedule.
- B. Progress Payment to Contractor will not be made until a schedule conforming to the requirements stated herein is submitted each month to the OCTA Project Manager. A continued failure to supply such schedule data shall be grounds for declaring Contractor in default of the Contract.
- C. Contractor's progress schedule shall:



1. Become an integral part of the Contract and will establish interim completion dates for the various activities under the Contract and shall reflect and be consistent with the Milestone Dates established by the Contract.
2. Be used to determine if any activity is not completed by the Milestone date.
3. Be combined with the Schedule of Values for use in the Contractor's submittal/application for and the OCTA Project Manager's review and approval of monthly partial payments.

#### **1.05 PROGRESS REPORTING**

- A. Contractor shall provide regular progress reports monthly along with progress schedule submittal to include as described herein.
- B. A statement that the approved Contractor's Progress Schedule has not changed or has been revised. Only the revisions described in this statement shall be made to the progress schedule.
- C. A 28-day schedule covering the past week, current week and two weeks ahead at each scheduled weekly meeting. The schedule shall be a bar chart schedule, divided into 28 calendar days, listing all activities for the four-week period. Scheduled and actual start and finish dates shall be shown. Each activity shall be identified by its approved activity number and a brief description. The bar chart schedule shall have in the heading the Project Title, Contract Number, Contractor's Name, Date, Contract Day Number and Remaining Contract Days.

#### **1.06 PROGRESS EVALUATION**

- A. If at any time during the Project, the Contractor fails to complete any activity by its latest scheduled completion date and which late completion of such activity will impact the end date of the work past the Contract Completion Date, Contractor shall within five (5) working days, submit to the OCTA Project Manager a written statement as to how and when Contractor will reorganize his work force to return to the current Contractor's construction schedule. Whenever it becomes apparent from progress evaluation and updated construction schedule data that any Milestone Date(s) or the Contract Completion Date will not be met, Contractor, at his sole cost, shall take some or all of the following actions:
  1. Increase construction manpower in such quantities and crafts as shall substantially eliminate the backlog of work and meet the current Contract Completion Date.
  2. Increase the number of working hours per shift, the number of shifts per day, the number of work days per week, the amount of construction equipment, or any combination of the foregoing sufficient to substantially eliminate the backlog of work.



3. Reschedule work items to achieve concurrent accomplishment of work activities.
- B. Under no circumstances will the addition of equipment or construction forces, increasing work hours, or any other method, manner, or procedure required to return to the contractually required completion date be considered justification for a change order or treated as an acceleration.
- C. The Contractor's Progress Schedule shall begin with the date of issuance of the Notice to Proceed (NTP) and conclude with the date of final completion of the project. Float or slack time within the Progress Schedule is not for the exclusive use or benefit of either the OCTA Project Manager or the Contractor but is a jointly owned expiring project resource available to both parties as needed to meet contract milestones and the Contract completion date.

#### **1.07 SUBMITTAL OF SCHEDULES**

- A. The Contractor shall submit to the OCTA Project Manager for review, two (2) copies of the construction schedule (base schedule) within time frame specified herein. Allow OCTA a minimum of 2 weeks to review the construction schedule. Contractor shall address OCTA's comments on schedule and resubmit within five (5) workdays from receipt of OCTA's comments.
- B. The Contractor shall submit to the OCTA Project Manager for review two (2) hard copies of the Contractor's Progress Schedule, one (1) copy of all schedule data, along with one electronic copy within the time frames specified herein. Updates of the Contractor's schedule shall be submitted monthly as part of the payment application submittal.
- C. OCTA Project Manager will have five (5) workdays after receipt of the Contractor's Progress Schedule to respond. Upon receipt of OCTA Project Manager's comments, the Contractor shall confer with the OCTA Project Manager on the appraisal and evaluation of the proposed Contractor's Progress Schedule. The Contractor shall make necessary changes resulting from this review, and the Contractor's Progress Schedule shall be resubmitted for review within three (3) workdays after the receipt of comments.
- D. The Contractor's construction schedule (base schedule) when reviewed and recognized by the OCTA Project Manager shall stand until updated schedules are submitted to reflect actual completed work, reviewed changes, or recognized delays.
- E. All updated or revised schedules submitted after the base schedule shall be in the same detail as the base submittal unless modified in writing by the OCTA Project Manager.

#### **1.08 REVISIONS TO REVIEWED SCHEDULE**



- A. The Contractor shall accomplish the Work in accordance with Contractor's construction schedule recognized by the OCTA Project Manager. Changes made to Contractor's construction schedule for accomplishing the Work shall in all cases require prior approval by the OCTA Project Manager.
- B. The Contractor shall reflect processed Change Orders that affect the schedule, and issuance of emergency change authorizations in the next schedule submittal.
- C. If Contractor desires to make a major change to Contractor's construction schedule, the Contractor shall submit to the OCTA Project Manager a schedule change request in writing stating the reasons and justification for the change, for OCTA's review and acceptance. Major changes are defined as follows:
  - 1. Those that affect the time estimate for the accomplishment of an activity.
  - 2. Those that affect the sequence when varied from the original schedule to a degree that there is doubt that the agreed Contract Completion Date will be met.
  - 3. Changes to activities having adequate float to absorb the change shall be considered as minor changes, except that an accumulation of minor changes may be considered a major change when the effect of such changes impact the Project Milestones or the Contract Completion date.

## **PART 2 – PRODUCTS**

Not used.

## **PART 3 – EXECUTION**

Not Used

## **PART 4 – MEASUREMENT AND PAYMENT**

- A. No separate measurement or payment shall be made under this section. Contractor's Progress Schedule will be reviewed each month. The monthly progress payment will not be made until the Contractor's Progress Schedule is found by the OCTA Project Manager to be in conformance with the requirements of this Section.

**END OF SECTION**



**SECTION 01 33 00**

**SUBMITTAL PROCEDURES**

**PART 1 - GENERAL**

**1.01 DESCRIPTION**

- A. This Section consists of requirements for Contractor submittals to the OCTA Project Manager including plans, procedures, certificates, shop drawings, product data, samples, and miscellaneous Work-related submittals. Individual submittal requirements are specified in the applicable specification section for each unit of Work. No construction work shall be commenced prior to submittals and acceptance of all submittals and shop drawings required per contract documents.

**1.02 DEFINITIONS**

- A. Submittals are categorized for convenience as follows:
1. Plans and Procedures: Include narrative descriptions, diagrams, equipment, procedures for excavation, demolition, site clearing, maintenance of traffic, etc.
  2. Certificates: Include certified material test reports, certification of proper disposal of demolition materials, or tickets demonstrating compliance with materials, tests or specifications indicated.
  3. Equipment: Include equipment specifications, manufacturer information and demonstration of suitability of equipment for intended use.
  4. Product Data: Standard published information ("catalog cuts") and specially prepared data for the Work of the Contract, including standard illustrations, schedules, brochures, diagrams, performance charts, instructions and other information to illustrate a portion of the Work. Include standard printed information on materials, products and systems to be furnished by the Contractor for this Contract.
  5. Shop Drawings: Include detailed manufacturing and layout information, drawings, diagrams, schedules, and illustrations, demonstrating the contractor's understanding and approach to meeting the intent of the plans and specifications. Shop drawings shall be submitted to the Engineer for review and comment on the conformance of the submitted information to the general intent of the design.
  6. Samples: Include physical examples of materials either for limited visual inspection or selection, or (where indicated) for confirmation, testing, and analysis by the OCTA Project Manager.



7. Miscellaneous Submittals: Such submittals shall be related directly to the Work, not administration related. Include but not be limited to asphalt concrete mix design, work schedule, phasing plans, warranties, guarantees, maintenance agreements, workmanship bonds, survey data and reports, physical work records, quality testing and certifying reports, copies of industry standards, record drawings, field measurement data, operating and maintenance materials, overrun stock (and similar information) and, devices and materials applicable to the Work but not processed as shop drawings, product data or samples. Beside the shop drawings required in the project plans or specifications, the OCTA Project Manager may require additional shop drawings demonstrating the contractor's approach to meeting the intent of the plans and specifications as a part of Quality Control/Quality Assurance.
- B. Product data, shop drawings, samples, and any other submittals are not contract documents.

### **1.03 SCHEDULE OF SUBMITTALS**

- A. It is the Contractor's responsibility to identify the submittals that will be required in each section of specifications and on the contract drawings and determine the date on which each submittal will be made. The submittal schedule, the timeline for which Contractor plans to deliver required submittals to OCTA shall be submitted by the Contractor at time of initial construction meeting to the OCTA Project Manager for review and acceptance. Allow OCTA a minimum of 14 calendar days to review Schedule of Submittal. After review and return by the Engineer, resubmit Schedule of Submittal within 7 calendar days.
- B. Throughout the duration of the Contract, Contractor shall, at the OCTA Project Manager's request, submit all product or procedure documentation for any activity in the Contract.

### **1.04 GENERAL SUBMITTAL REQUIREMENTS**

- A. Administrative Requirements for Submittal: Submittals shall be made in accordance with requirements specified herein and in Product Sections of the Specifications.
- B. Transmission of Submittals: Transmit all submittals through the Project Engineer, unless otherwise directed. Include all information specified below for identification of submittals and for monitoring of review process.
- C. Make submittal at time required per the contract documents and per the Submittal Schedule accepted by the OCTA. Allow three (3) weeks for the OCTA's Consultant to review and accept submittals.
- D. OCTA Project Manager and Contractor shall discuss at the initial construction meeting, the exact procedure to be adopted for the processing of submittals. Generally, submittals shall be made at the time indicated in Contractor's approved



submittal schedule. OCTA Project Manager will process submittals within 21 calendar days after receipt of each of submittals and within 14 calendar days after receipt of each of resubmittals from Contractor. After review and return by the Engineer, resubmit the submittals within 7 calendar days.

- E. Contractor shall be responsible for on time delivery and processing of submittals so as not to impede the progress of the Work. Contractor shall submit an electronic copy of each submittal in PDF format, plus up to three (3) hard copies of each submittal if requested by OCTA.
- F. Contractor shall provide, unless otherwise indicated, five (5) hard copies of each submittal.
- G. Contractor shall, before making submittals, ensure that products will be available in the quantities and in the time required by the Contract.
- H. Contractor shall coordinate and sequence different categories of submittals for same work, and interface units of work, so that one will not be delayed for coordination with another.
- I. Contractor shall maintain a file of all approved submittal documents on work site.
- J. Where required by California law, or as specified in the Contract Documents, submittals shall be signed and sealed by a Professional Engineer licensed in the State of California, or Land Surveyor licensed in the State of California as applicable.
- K. Submittals shall be consecutively and uniquely numbered using a document identifier including Contract number and the appropriate suffix, which will include specification section number and submittal number. Submittals under each specification section shall be in a separate package.
- L. Submittals Identification: Identify each submittal by Specification Section number in order of submittal submitted to OCTA starting from 001 as the first submittal. Re-submittals shall use same number as original submittal, followed by a point number indicating sequential re-submittal. For example:

001	First submittal of the project
002	Second submittal of the project
002.1	First re-submittal of second submittal of the project
002.2	Second re-submittal of second submittal of the project

- 1. Title each submittal with Project name, the Contract number (C-X-XXXX), Submittal number, Contractor's Project number and submission date.
- 2. Identify each element on submittal by reference to Drawing sheet number, detail, schedule, number, assembly or equipment number, Specifications article and



paragraph, and other pertinent information to clearly correlate submittal with Contract Drawings. Identify field dimensions clearly and relationships to adjacent or critical features of Work, any deviations from the contract documents and applicable standards, ASTM, ACI, OSHA, ect.

- M. Contractor's review of submittals: Prior to submission to the Engineer for review, Contractor shall review each submittal for completeness and conformance to specified requirements. Contractor shall stamp each submittal with a review action stamp and sign each copy certifying that:
1. Field measurements have been determined and verified.
  2. Field construction criteria have been verified.
  3. Catalog numbers and similar data are correct.
  4. Conformance with requirements of Contract Drawings and Specifications is confirmed.
  5. All deviations from requirements of Drawings and Specifications have been identified and noted, and product is available.
- N. Submittals which are received from sources other than through Contractor's office or which have not undergone Contractor's review, will be returned marked "Without Action".
- O. Contractor shall be responsible for timely delivery of submittals in the proper specified format for each submittal category.
- P. Except as otherwise indicated in individual work sections, the Contractor shall comply with requirements specified herein for each indicated category of submittal.
- Q. The Contractor shall include an up-to-date log of submittals in each submittal package.
- R. Grouping of Submittals: Unless otherwise specifically permitted by the Engineer, make all submittals in groups containing all associated items. The Engineer may reject partial submittals as incomplete or hold them until related submittals are made. Submittals under a specification section shall be in one submittal package.
- S. Unsolicited Submittals: Unsolicited submittals will be returned un-reviewed.
- T. Record Submittals: When record submittals are specified, submit three hard copies or sets only. Record submittals will not be reviewed but will be retained for historical and maintenance purposes.

#### **1.05 CITY PLAN CHECK DRAWINGS AND SHOP DRAWINGS**



- A. Contractor shall submit to OCTA a full size hard copy and an electronic copy in PDF format of all approved plan check permit drawings issued by the local City, immediately after obtaining the plan check permits drawings from the City.
- B. Shop drawings shall be prepared using AutoCAD. Unless otherwise approved by the OCTA Project Manager or indicated in specific sections of the project specific specifications, shop drawings shall be scaled sufficiently large to accurately show all pertinent aspects of the item and its relationship to the work. Acceptable shop drawings hard copy sizes are 22" x 34", 11" x 17" and 8½" x 11" and are scalable. The Contractor shall additionally submit the shop drawing on electronic media in PDF format and in AutoCAD format compatible with AutoCAD version 2012.
- C. Shop drawings shall be original drawings prepared for submittal review, fabrication and execution of Work. Direct copies and modified reproductions of Contract Drawings will not be accepted for review. Provide space for review action stamps. Contractor shall field verify all existing conditions and all measurements on site before preparing and submitting shop drawings.
- D. Shop drawings shall show, at a minimum, the following:
  - 1. General project information:
    - a. The original date of issue;
    - b. The dates of all applicable revisions;
    - c. The project title, project number, and address;
    - d. The names of contractor, subcontractors, suppliers, manufacturers, separate detailers, etc...
  - 2. Detailed manufacturing and layout information.
  - 3. Drawings, diagrams, schedule and illustrations.
  - 4. Bill of materials including materials types, dimensions and weights, quantities, origin of the materials, material certifications.
  - 5. Welding procedure specifications.
  - 6. Erection or installation plans.
  - 7. Any other important items related to specific work of the Project and as requested by the OCTA's Project Manager.
- E. Detailed work drawings shall be submitted by Contractor for temporary structures and for such other temporary work as may be required for construction, but which does not become an integral part of the completed project. Submittals shall include



back-up calculations or any information needed to explain the structure or system or its intended use.

- F. Where a submittal involves engineering computations or original design work is depicted, the submittal shall show the name, the State of California registration number, seal, and signature of the Professional Engineer certifying that such computations or design work are correct and in conformance with standards, codes, and acceptable engineering practice.
- G. Contractor shall submit 5 hard copies and a PDF file of each shop drawing submittal. Distribution of submitted shop and working drawings by Contractor for OCTA Project Manager's use will be performed by OCTA Project Manager. Review comments of OCTA Project Manager, and other parties as may be required will be shown on the reproducible set when it is returned to Contractor. Contractor shall make and distribute all copies required for his purposes.

#### **1.06 PRODUCT DATA**

- A. Contractor shall collect required data into one submittal for each unit of work or system, and mark each copy to show which choices and options are applicable to the Project.
- B. Contractor shall include the manufacturer's standard printed recommendations for application and use, certification of compliance with standards, notation of field measurements, which have been checked, and special coordination requirements. A Material Safety Data Sheet (MSDS) shall be submitted for each product.

#### **1.07 CERTIFICATES OF COMPLIANCE**

- A. Certificates of Compliance shall be submitted by Contractor to OCTA Project Manager for those materials and products for which no samples and test results are specified. The certificates shall:
  - 1. State that the product complies with the respective contract specification and contract drawing requirements.
  - 2. Be accompanied by a certified copy of test results pertaining to the product. All test equipment used shall be verified to be in calibration at the time of each test and test reports shall so indicate. No test shall be made without such verification. When required by the Contract Documents or by law, certified test results shall be sealed by a Professional Engineer licensed to practice in the State of California.
  - 3. Show product represented and its location in the Contract, producer's name, product trade name and catalog number as applicable, place of product origin, test date, testing organization's name and address, quantity of the product to be furnished, and the related Contract Drawing and specification section numbers.



**1.08 SAMPLES**

- A. Provide samples of each color, texture and pattern identical with final condition of proposed materials or products for the work. Include range of samples (not less than three units) where unavoidable variations may be expected. Submit one item only of actual assembly or product. Full-size and complete samples may be returned or may be incorporated into field mock-up and the Work.
- B. Submit actual samples. Photographic or printed reproductions will not be accepted. For manufacturer's products, the Contractor shall submit samples from manufacturer, with manufacturer's finish.
- C. Include information with each sample showing generic description, source or product name, manufacturer and compliance with standards and specifications.
- D. Samples are submitted for review and confirmation by OCTA Project Manager. The Engineer will review and select material for Project only after all samples are received, so that materials may be probably coordinated. OCTA Project Manager will not test samples (except as otherwise indicated) for compliance with specifications. Contractor shall have the exclusive responsibility of demonstrating material compliance.

**1.09 SURVEY DATA**

- A. As required per contract documents and/or by OCTA Project Manager, Contractor shall submit survey data, signed and sealed by a Land Surveyor licensed to practice in the State of California. Refer to Section 01 71 23, Field Engineering for requirements.

**1.10 GENERAL DISTRIBUTION**

- A. Contractor shall provide distribution of OCTA Project Manager's reviewed submittals (not included in foregoing copy submittal requirements) to subcontractors, suppliers, fabricators and installers, governing authorities, and others as necessary for proper performance of the Work.
- B. Contractor shall include such additional copies of transmittal to OCTA Project Manager, where required, to receive status marking before final distribution.

**1.11 REVIEW OF SUBMITTALS**

- A. Submittals shall be a communication aid between Contractor and the Engineer by which interpretation of Contract Documents requirements may be confirmed in advance of construction. OCTA Project Manager will review submittals for general



conformance with the design concept only. Such review by OCTA Project Manager shall not relieve Contractor or any subcontractor of responsibility for full compliance with contract requirements, for proper design of details, for proper fabrication and construction techniques, for proper coordination with other trades, or for providing all devices required for safe and satisfactory construction and operation.

- B. Changes shall only be authorized by separate written Change Order or Construction Change Authorization, in accordance with the Conditions of the Contract and Section 01 26 00 - Contract Modification Procedures.

### **1.12 SUBMITTAL STATUS**

- A. Submittals reviewed by OCTA Project Manager and returned to Contractor will be marked with one of the following designations:
  - 1. Conforms
  - 2. Revise as Noted and Resubmit
  - 3. Rejected. Resubmit
  - 4. No Action Taken
- B. Contractor shall not proceed with procurement, manufacture or fabrication of items submitted for review, until such submittals have been designated by OCTA Project Manager as "Conforms". Until submittal items receive a conforming designation by OCTA Project Manager, any costs associated with procurement for these items shall be at the Contractor's risk.

### **1.13 SUBMITTALS DESIGNATED AS "CONFORMS"**

- A. Each copy of the submittal so designated by OCTA Project Manager will be identified accordingly by being so stamped and dated.
- B. One reproducible copy will be returned to Contractor.
- C. When a submittal has been designated as "Conforms" by OCTA Project Manager, Contractor shall carry out construction in accordance therewith and no further changes shall be made therein except upon written approval and instructions from OCTA Project Manager.
- D. Contractor shall take responsibility for and bear all cost of damages, which may result from the ordering of any material or from proceeding with any part of the Work prior to submittal being marked "Conforms" by OCTA Project Manager.



- E. Submittals stamped "Conforms" do not relieve the contractor from the responsibility of performance of Work as intended in the plans and specifications. Refer to 1.11 of this Section.

**1.14 SUBMITTALS DESIGNATED AS "REVISE AND RESUBMIT," OR "REJECTED. RESUBMIT"**

- A. Each copy of the submittal so designated by OCTA Project Manager will be identified accordingly by being so stamped and dated.
- B. One copy will be returned to Contractor.
- C. If corrections to the submittals are required, copies returned to Contractor will be marked "Rejected. Resubmit", or "Revise and Resubmit", and the required corrections shall be made on the re-submittal copies.
- D. Re-submittals will be handled in the same manner as first submittals. Direct specific attention in writing on re-submittals to revisions other than the corrections requested by OCTA Project Manager on previous submittals. A resubmittal shall contain all information required specifically for the submittal per contract documents including corrections requested and approved information in the previous submittals. A resubmittal will supersede the previous version of a submittal and/or resubmittal as applicable. Incomplete or missing information submittals/resubmittals will be returned without review.
- E. Contractor shall notify OCTA Project Manager prior to execution of any correction, which constitutes a change of the contract requirements indicated on the submittals.

**1.15 SUBMITTALS DESIGNATED AS "NO ACTION TAKEN"**

- A. Each copy of the submittal so designated by OCTA Project Manager will be identified accordingly by being so stamped and dated.
- B. One reproducible copy will be returned to Contractor.
- C. Submittals made by the Contractor that are not required by the contract documents or were not otherwise requested shall be designated "No Action Taken"

**PART 2 – PRODUCTS**

Not Used.

**PART 3 – EXECUTION**



Not Used.

**PART 4 – MEASUREMENT AND PAYMENT**

No separate measurement or payment shall be made under this Section.

**END OF SECTION**



**SECTION 01 35 13**

**SPECIAL PROJECT PROCEDURES**

**PART 1 - GENERAL**

**1.01 SECTION INCLUDES**

- A. Products and installation for patching and extending Work.
- B. Transitions and adjustments.
- C. Repair of damaged surfaces, finishes, and cleaning.

**1.02 RELATED SECTIONS**

- A. Section 01 35 13 - Coordination with OCTA and Local Agencies: Authority occupancy and maintenance of utility services.
- B. Section 01 73 29 - Cutting and Patching: General requirements for cutting and patching requirements.
- C. Section 01 50 00 - Temporary Facilities and Controls: Temporary enclosures, protection installed Work, and cleaning during construction.

**PART 2 - PRODUCTS**

**2.01 PRODUCTS FOR PATCHING AND EXTENDING WORK**

- A. New Materials: As specified in PART 2 - PRODUCTS of applicable product Specification Sections, provide suitable products and construction procedures for patching and extending Work.
- B. Type and Quality of Existing Products: Determine by inspection and testing of Products where necessary, referring to existing construction as a standard.

**PART 3 - EXECUTION**

**3.01 EXAMINATION**

- A. Verify that demolition is complete, and areas are ready for execution of Work.
- B. Beginning of alteration Work will be interpreted to mean that Contractor has examined existing conditions and determined that they are acceptable.



**3.02 PREPARATION**

A. Coverings:

1. Provide weather- and dust-protection coverings as necessary to contain dust and debris. Protect OCTA Property, buses, equipment, utilities, landscaping, and accessories from dust. Provide appropriate covers over all buses parked adjacent to the work area or protect by sprinkling water over work area to control dust.
2. Close area of work with barricades to protect existing construction and new Work from traffic, weather, and extremes of temperature and humidity. At end of work day, provide enclosure around work area with flashing lights so that traffic is aware of construction excavations and new work.
3. Coordinate construction delineation with barricades, but provide OCTA staff cars buses adequate passage to enable the Authority to continue to pass through to parking areas. Provide Bus passage through construction areas if required. OCTA Facility will remain operational during construction.
4. Adjacent bus parking stalls will be used during construction. Provide adequate passage for OCTA buses and staff cars to park in adjacent parking stalls during construction. Do not allow contractor's cars or equipment to park in bus parking stalls adjacent to construction
5. See Section 01 50 00 - Temporary Facilities and Control for additional requirements.

B. Protective Devices and Directional Signage: Provide barricades, directional signage and other protective devices to enable the Authority to continue bus operations, bus traffic through construction areas, occupancy and operation in the existing buildings and adjacent parking stalls. See Section 01 50 00 - Temporary Facilities and Control for additional requirements.

C. Access for Work: Demolish, Cut, move or remove items as necessary for access for alterations, renovation and extension Work. Replace and restore at completion.

D. Disposal of Materials: Immediately remove unsuitable material not marked for salvage, such as decayed wood, insulation, asphalt concrete, corroded rebar, accessories and other materials as required to complete the work. Replace materials as specified for finished Work.

1. Do not allow debris to accumulate in work areas. Dispose debris daily off-site in a legal manner. Dispose all existing asphalt concrete and accessories that are to be removed, and legally dispose off-site.
2. Remove debris and abandoned items from work area and from parking spaces.



- E. Surface Preparation: Remove surface finishes and prepare surfaces to provide for proper installation of new materials and finishes.
- F. Protection: Protect buses and equipment parked adjacent to construction area from damage.

### **3.03 INSTALLATION**

- A. Coordinate Work for alterations and renovations to expedite completion and to accommodate the Authority's concurrent occupancy and use of the facility.
- B. Coordinate Work for alterations and renovations in a timely manner to expedite completion and minimize disruption to the Authority's continued use occupied areas and spaces. Park all construction equipment and materials inside areas of construction and barricade construction area on all sides at end of work day. Provide flashing lights around work area from dusk to dawn.
- C. Remove, cut, and patch Work in a manner to minimize damage and to provide a means of restoring products and finishes to original or specified new condition. Refer to Section 01 73 29 - Cutting and Patching.
- D. Refinish visible existing surfaces to condition before start of construction. Match adjacent finish surface in color and material. Finish to specified condition for each material, with a near transition to adjacent finishes.
- E. In addition to specified work, in case of breakdown of under or above ground utilities, plumbing, electrical power, signal systems, and lighting, restore to fully operational condition immediately as before construction commenced. All power, and other systems should be operational at end of work day. The plans are diagrammatic and do not show all utilities, ducting, equipment, and accessories on the site. Contractor will be required to repair immediately utilities, ducting, plumbing lines, power lines, signal and communication system, data lines, equipment, and accessories in case of breakdown or disruption due to construction work and as required to complete the work. Review OCTA record drawings of construction area before excavation.
- F. Install products as specified in applicable product specification Sections.

### **3.04 TRANSITIONS**

- A. Where Work abuts or aligns with existing construction, perform a smooth and even transition. Patches shall match existing adjacent construction in texture and appearance.
- B. When finished surfaces are cut so that a smooth transition is not possible, terminate existing surface along a straight line at a natural line of division. Refer to Section 01 73 29 - Cutting and Patching.



**3.05 ADJUSTMENTS**

- A. Where removal of materials results in adjacent spaces becoming one, rework to a smooth plane without breaks, steps or bulkheads.
- B. Where a change of plane of 1/4-inch or more occurs, submit recommendation for providing a smooth transition for the Engineer's review.
- C. Fit Work at penetrations of surfaces as specified in Section 01 73 29 - Cutting and Patching.

**3.06 REPAIR OF DAMAGED SURFACES**

- A. Replace portions of adjacent existing surfaces which are damaged, lifted, discolored, or showing other imperfections or require replacement or repairs during replacement work. Extent of replacement will be required to nearest construction joint, expansion joint, break line, natural break, or in a straight line. Provide a smooth transition between existing and new surface.
- B. Repair substrate prior to patching finish.
- C. Unless noted otherwise or directed by the OCTA Project Manager, all pavement striping, markings, and markers affected by the construction activities shall be reinstalled to match the existing conditions.

**3.07 FINISHES**

- A. Finish surfaces as specified in applicable Sections.
- B. Finish patches with material and paint to produce uniform finish and texture over entire area. When finish cannot be matched, refinish entire surface to nearest intersections or joints.

**3.08 CLEANING**

- A. In addition to cleaning specified in Section 01 74 23 - Cleaning, clean the Authority-occupied areas affected by construction activities. Clean areas around the site where asphalt concrete material has fallen during work day. Clean site of work daily before leaving site at end of each work day. Haul debris off-site daily. Clean adjacent bus parking areas daily before leaving site

**PART 4 – MEASUREMENT AND PAYMENT**



**DRAINAGE PIPE REPAIR AT  
ANAHEIM BUS BASE CHASSIS WASH BAY**

**C-2-2210  
EXHIBIT B**

No separate measurement or payment shall be made under this section.

**END OF SECTION**



**SECTION 01 35 23**

**OWNER SAFETY REQUIREMENTS**

**PART 1 - GENERAL**

**1.01 DESCRIPTION**

- A. The Contractor shall comply with OCTA Level 3 Health, Safety and Environmental Specifications in the contract documents.
- B. Work specified in this section consists of furnishing, operating, maintaining, and utilizing safety equipment; providing safety aids on construction equipment; and assuring safe operation. Compliance with requirements of this section shall not relieve Contractor from other obligations imposed elsewhere in contract, by law and by regulation.

**1.02 OTHER SECTIONS WITH SAFETY REQUIREMENTS**

- A. OCTA Level 3 Health, Safety and Environmental Specifications
- B. Section 01 14 22, Rules and Hours of Operation
- C. Section 01 14 23, Coordination with OCTA and Local Agencies
- D. Section 01 14 25, Procedures in Construction
- E. Section 01 43 01, Contractor Qualifications and Requirements

**1.03 REFERENCE STANDARDS**

- A. Comply with the provisions of all local, State and Federal codes, specifications, standards and recommended practices, and OCTA Project Manager Policy, in particular:
  - 1. Cal/OSHA: California State Occupational Safety and Health Administration
  - 2. OSHA: Federal Occupational Safety and Health Administration

**1.04 QUALITY CONTROL AND QUALITY ASSURANCE**

- A. Contractor's selection and operation of construction equipment and tools shall meet requirements of California State and Federal Occupational Safety and Health Administration (Cal/OSHA, OSHA).



B. If there is a conflict between the above, the most stringent requirement will apply.

**1.05 SUBMITTALS**

- A. Contractor shall submit, under provisions of Section 01 33 00, Submittals, the following information:
1. Information required by OCTA Level 3 Health, Safety and Environmental Specifications.
  2. Safety Data Sheet, per Section 01 14 25, Procedures in Construction.
  3. Notification to OCTA Project Manager as soon as reasonably possible of any injury to Contractor's employee, subcontractor of any tier, supplier or other entity engaged in any portion of the work while on OCTA Project Manager property. Contractor shall submit an injury report to OCTA Project Manager within 24 hours of said injury.
  4. Other records as required by agencies listed in Part 1.03.

**1.06 SAFETY AND HEALTH PERSONNEL**

- A. Provide a Site Safety Representative, as described in Sections 01 43 01 Contractor Qualifications and Requirements, OCTA Level 3 Health, Safety and Environmental Specifications, and the General Provisions, who shall coordinate and supervise onsite safety and health, including training and testing Contractor's personnel.

**1.07 CONSTRUCTION AND SAFETY EQUIPMENT**

- A. Contractor shall conform to requirements of the OCTA Project Manager, Cal/OSHA, and to applicable codes and regulations of Federal, State, and local authorities having jurisdiction over jobsite safety.

**1.08 TESTING EQUIPMENT**

- A. Testing equipment as applicable to work site safety shall conform to requirements of California Code of Regulations, Title 8, Division of Industrial Safety, unless indicated otherwise.

**1.09 IDENTIFICATION OF CONTRACTOR/SUBCONTRACTOR PERSONNEL**



- A. While performing work at worksite, Contractor personnel of any tier shall be identified with employee's company name or logo affixed to employee's hardhat, identification badge, or other identification acceptable to OCTA Project Manager.
- B. Contractor personnel shall wear hard hats, orange safety vests or orange T-shirts with reflective strips, safety glasses, and safety shoes at all times while on the project.

**PART 2 – PRODUCTS**

Not Used.

**PART 3 – EXECUTION**

Not Used.

**PART 4 – MEASUREMENT AND PAYMENT**

No separate measurement or payment shall be made under this Section.

**END OF SECTION**



**SECTION 01 41 00**

**REGULATORY REQUIREMENTS**

**PART 1 - GENERAL**

**1.01 SUMMARY**

A. Section Includes:

1. Requirements associated with regulations, standards, and requirements of authorities having jurisdiction.

B. Related Sections:

1. Section 01 14 25, Procedures in Construction.
2. Section 01 14 27, Legal Relations and Responsibility.

**1.02 SUBMITTALS**

A. Submit in accordance with Section 01 33 00, Submittal Procedures.

B. Before starting the work, submit to OCTA Project Manager copies of permit applications, permits, licenses, receipts for fee payments, judgments, and other similar documents, correspondence, and records obtained for performance of the work.

C. At completion, submit certifications, releases, jurisdictional settlements, notices and other similar documents under Section 01 77 00, Closeout Procedures.

**1.03 APPLICABILITY OF INDUSTRY STANDARDS**

A. Construction Industry Standards referenced in the contract documents have the same force and effect as if published herein and are made a part of the contract documents. Refer to Section 01 42 00 References.

B. Reference standards (referenced in the contract documents or by governing regulations) have precedence over non-referenced standards that are recognized in the industry for applicability to the work.

1. Building Codes: Performance of the Work shall meet or exceed the minimum requirements of California Code of Regulations (CCR), Title 24, including the following:

- a. CCR Title 24, Part 2: Uniform Building Code (UBC), latest edition, with State



of California amendments; referenced as California Building Code (CBC).

- b. CCR Title 24, Part 3: National Fire Protection Association (NFPA) 13 - National Electrical Code (NEC), latest edition, with State of California Amendments, referenced as California Electrical Code (CEC).
  - c. CCR Title 24, Part 9: Uniform Fire Code (UFC), latest edition, with State of California Amendments, referenced as California Fire Code (CFC).
  - d. CCR Title 24, Part 12: Uniform Building Code Standards (UBC Standards), latest edition, with State of California Amendments; referenced as California Building Standards Code (CBSC).
2. Performance of the Work shall also comply with applicable requirements of California Code of Regulations (CCR), as follows:
- a. Title 19 - Public Safety.
  - b. Title 22 - Social Security.
  - c. Title 24 - Building Standards, Parts 2 through 7, and Title 25 as applicable.
3. References on the Drawings or in the Specifications to "code", "Code" or "building code" similar terms, not otherwise identified, shall mean the codes specified above, together with all additions, amendments, changes, and interpretations adopted by code authorities of the jurisdiction having authority over the Project.
4. The applicable edition of all codes shall be that adopted at the time of issuance of permits by the jurisdiction having authority and shall include all modifications and additions adopted by that jurisdiction(s).
- C. Recognized industry standards shall be used where no specific standard is referenced in the contract documents. Obtain OCTA Project Manager's approval before using any non-referenced standards.

#### **1.04 GOVERNING REGULATIONS AND AUTHORITIES**

- A. Contact authorities having jurisdiction directly for necessary information and decisions having a bearing on performance of the work.
- B. Utility location and protection shall conform to Section 5, Utilities, of the Standard Specifications for Public Works Construction (SSPWC). At each OCTA's property, the contractor shall utilize an independent underground utility locating service, which uses standard locating techniques other than excavating, to identify the location of underground utilities in the areas of the work prior to excavating. The contractor shall determine the exact location of utilities identified in the work area by potholing using hand tools before using any power operated excavating equipment. Utilities now



shown on the plans which are in direct conflict with the work will be dealt with by change orders.

- C. Comply with requirements under the National Pollutant Discharge Elimination System (NPDES).

#### **1.05 OTHER APPLICABLE LAWS, ORDINANCES AND REGULATIONS**

- A. Work shall be accomplished in conformance with all applicable laws, ordinances, rules and regulations of Federal, State and local governmental agencies and jurisdictions, County of Orange, AQMD, CAL-OSHA, and all other agencies having authority over the Project.
- B. Work shall be accomplished in conformance with all rules and regulations of public utilities, utility districts, and public agencies providing utility services.
- C. Where such laws, ordinances, rules and regulations require more care or greater time to accomplish Work, or require better quality, higher standards or greater size of products, Work shall be accomplished in conformance to such requirements with no change to the Contract Sum And Contract Time, except where changes in laws, ordinances, rules and regulations occur subsequent to the execution date of the Agreement.
- D. Contractor shall pay for and obtain all permits required by all agencies having jurisdiction over the work. Contractor shall be required to pay for all temporary utility connections and use to the respective utility company during construction.

#### **1.06 PERMITS**

- A. Obtain required permits from regulating agencies. Do not start work in areas requiring permits before issuance of permits from authorities having jurisdiction.
  - 1. Coordinate with regulating agencies to obtain required permits.
  - 2. Submit copies of permit applications and permits to OCTA Project Manager.
  - 3. Comply with permit requirements and assume responsibility for any violations.
- B. Prepare permit applications and obtain permits as necessary for performance of the work, including but not limited to:
  - 1. Maintenance and protection of vehicle traffic.
  - 2. Excavation, dewatering and discharge of surface water and runoff into existing drainage systems or surface waters.
  - 3. Disposal of debris and soils.



4. All other activities with potential to adversely affect the environment.
5. Written permission from property owner for right of entry onto private property where necessary.

**PART 2 – PRODUCTS**

Not Used.

**PART 3 – EXECUTION**

Not Used.

**PART 4 - MEASUREMENT AND PAYMENT**

**4.01 MEASUREMENT**

No separate measurement will be made for work of this section.

**4.02 PAYMENT**

Work of this section is considered incidental to work under other payment item(s) listed in the Schedule of Quantities and Prices and no separate payment will be made.

**END OF SECTION**



**THIS PAGE DELIBERATELY LEFT BLANK**



**SECTION 01 42 00**

**REFERENCES**

**PART 1 - GENERAL**

**1.01 SUMMARY**

A. Section Includes:

1. Use of references in Drawings and Specifications, including requirements for copies of reference standards at Project site.
2. Abbreviations and acronyms.
3. General provisions regarding references.

**1.02 USE OF REFERENCES**

- A. References: The Drawings and Specifications contain references to various standards, standard specifications, codes, practices and requirements for products, execution, tests and inspections. These reference standards are published and issued by the agencies, associations, organizations and societies listed in this Section or identified in individual product specification Sections.
- B. Relationship to Drawings and Specifications: Such references are incorporated into and made a part of the Drawings and Specifications to the extent applicable.
- C. Referenced Grades Classes and Types: Where an alternative or optional grade, class or type of product or execution is included in a reference but is not identified on the Drawings or in the Specifications, provide the highest, best, and greatest of the alternatives or options for the intended use and prevailing conditions.
- D. Copies of Reference Standards:
1. Reference standards are not furnished with the Drawings and Specifications because it is presumed that the Contractor, subcontractors, manufacturers, suppliers, trades and crafts are familiar with these generally-recognized standards of the construction industry.
  2. Copies of reference standards may be obtained from publishing sources.
- E. Jobsite Copies:
1. Contractor shall obtain and maintain at the Project site copies of reference standards identified on the Drawings and/or in the Specifications in order to properly execute the Work.



2. At a minimum, the following shall be readily available at the site:
  - a. Local and State Building Codes: As referenced in Section 01060 - Regulatory Requirements.
  - b. Safety Codes: State of California, California Code of Regulations (CCR), Title 8 - Industrial Relations, Chapter 4, Subchapter 7, General Industry Safety Orders.
  - c. General Standards: UBC Standards, other model Code standards, UL Building Products Listing, FM Approval Guide and ASTM Standards in Building Codes.
  - d. Fire and Life Safety Standards: All referenced standards pertaining to fire rated construction and exiting.
  - e. Common Materials Standards: American Concrete Institute (ACI), American Institute of Steel Construction (AISC), American Welding Society (AWS), Gypsum Association (GA), National Fire Protection Association (NFPA), Tile Council of America (TCA) and Woodwork Institute of California (WIC) standards to the extent referenced within the Contract Specifications.
  - f. Research Reports: ICBO Evaluation Service (ICBO ES) Research Reports and CABO National Evaluation Service Reports (NER), for products not in conformance to prescribed requirements stated in Building Code.
  - g. Product Listings: Approval documentation, indicating approval of authorities having jurisdiction for use of product with local City.
- F. Edition Date of References:
  1. When an edition or effective date of a reference is not given, it shall be understood to be the current edition or latest revision published as of the date indicated on the Drawings and Specifications.
  2. All amendments, changes, errata and supplements as of the effective date shall be included.
- G. ASTM and ANSI References: Specifications and Standards of the American Society for Testing and Materials (ASTM) and the American National Standards Institute (ANSI) are identified in the Drawings and Specifications by abbreviation and number only and may not be further identified by title, date, revision or amendment. It is presumed that the Contractor is familiar with and has access to these nationally- and industry-recognized specifications and standards.



**1.03 ABBREVIATIONS, ACRONYMS, NAMES AND TERMS, GENERAL**

- A. Abbreviations, Acronyms, Names and Terms: Where acronyms, abbreviations names and terms are used in the Drawings, Specifications or other Contract Documents, they shall mean the recognized name of the trade association, standards generating organization, authority having jurisdiction or other entity applicable.
- B. Abbreviations: The following are commonly-used abbreviations which may be found on the Drawings or in the Specifications:

AC or ac	Alternating current or air conditioning (depending upon context)
AMP or amp	Ampere
C	Celsius
CFM or cfm	Cubic feet per minute
CM or cm	Centimeter
CY or cy	Cubic yard
DC or dc	Direct current
DEG or deg	Degrees
F	Fahrenheit
FPM or fpm	Feet per minute
FPS or fps	Feet per second
FT or ft	Foot or feet
Gal or gal	Gallons
GPM or gpm	Gallons per minute
IN or in	Inch or inches
Kip or kip	Thousand pounds
KSI or ksi	Thousand pounds per square inch
KSF or ksf	Thousand pounds per square foot
KV or kv	Kilovolt
KVA or kva	Kilovolt amperes
KW or kw	Kilowatt
KWH or kwh	Kilowatt hour
LBF or lbf	Pounds force
LF or lf	Lineal foot
M or m	Meter
MPH or mph	Miles per hour
MM or mm	Millimeter
PCF or pcf	Pounds per cubic foot
PSF or psf	Pounds per square foot
PSI or psi	Pounds per square inch
PSY or psy	Per square yard
SF or sf	Square foot
SY or sy	Square yard
V or v	Volts



- C. Undefined Abbreviations, Acronyms, Names and Terms: Words and terms not otherwise specifically defined in this Section, in the Instructions to Bidders, in the Conditions of the Contract, on the Drawings or elsewhere in the Specifications, shall be as customarily defined by trade or industry practice, by reference standard and by specialty dictionaries such as the following:
1. The American Institute of Architects (AIA) Document M101, "Glossary of Construction Industry Terms".
  2. The Construction Specifications Institute (CSI) Technical Document TD 2-4, "Abbreviations".
  3. Dictionary of Architecture and Construction, (Cyril M. Harris, McGraw-Hill Book Company, 1975).
  4. Encyclopedia of Associations, published by Gale Research Co., available in most libraries.

**1.04 ABBREVIATIONS FOR AGENCIES, ASSOCIATIONS, CODES AND STANDARDS**

- A. Abbreviations for Agencies, Associations, Codes and Standards: The following abbreviations and acronyms may be used in the Drawings and Specifications. When used, the abbreviation or acronym shall mean the full name of the applicable agency, association, organization, society or standard.

AAMA	American Architectural Manufacturers Association
AAR	Association of American Railroads
AASHTO	American Association of State Highway and Transportation Officials
ACI	American Concrete Institute
ADA	Americans with Disabilities Act
ADAAG	Americans with Disabilities Act Accessibility Guidelines
AGA	American Galvanizers Association
AGA	American Gas Association
AHRI	Air-Conditioning, Heating, and Refrigeration Institute
AISC	American Institute of Steel Construction
AISI	American Iron and Steel Institute
AITC	American Institute of Timber Construction
ALSC	American Lumber Standard Committee
AMCA	Air Movement and Control Association International, Inc.
ANSI	American National Standards Institute
APA	APA – The Engineered Wood Association (formerly American Plywood Association)
AREMA	American Railway Engineering and Maintenance-of-Way Association
ASCE	American Society of Civil Engineers
ASHRAE	American Society of Heating, Refrigerating, and Air-Conditioning Engineers
ASME	ASME International (formerly American Society of Mechanical Engineers)
ASSE	American Society of Safety Engineers



**DRAINAGE PIPE REPAIR AT  
ANAHEIM BUS BASE CHASSIS WASH BAY**

**C-2-2210  
EXHIBIT B**

ASSE	American Society of Sanitary Engineering
ASTM	ASTM International (formerly American Society for Testing and Materials)
AWI	Architectural Woodwork Institute
AWPA	American Wood Protection Association (formerly American Wood-Preservers' Association)
AWS	American Welding Society
BHMA	Building Hardware Manufacturers Association
Cal/EPA	California Environmental Protection Agency
Cal/OSHA	California Department of Industrial Relations, Division of Occupational Safety and Health
Caltrans	California Department of Transportation, Standard Plans & Specifications 2010 Edition
CBC	California Building Code
CEC	California Electrical Code
CFR	Code of Federal Regulations
CMC	California Mechanical Code
CPA	Composite Panel Association
CPC	California Plumbing Code
CPUC	California Public Utilities Authority
CRI	Carpet and Rug Institute
CRSI	Concrete Reinforcing Steel Institute
DHI	Door and Hardware Institute
DOC	U.S. Department of Commerce
DOT	U.S. Department of Transportation
EPA	U.S. Environmental Protection Agency
FM	FM Approvals
FM	FM Global (formerly Factory Mutual)
FRA	Federal Railroad Administration
FS	Federal Specification
FSC	Forest Stewardship Council
FTA	Federal Transit Administration
GA	Gypsum Association
GANA	Glass Association of North America
HI	Hydraulics Institute
HMMA	Hollow Metal Manufacturers Association
ICC	International Code Council
IEEE	Institute of Electrical and Electronics Engineers
IGCC	Insulating Glass Certification Council
IGMA	Insulating Glass Manufacturers Alliance
ISO	International Organization for Standardization
LBTC	Laguna Beach Transportation Center
LEED	Leadership in Energy and Environmental Design
MPI	Master Painters Institute
MSS	Manufacturers Standardization Society of the Valve and Fittings Industry
NAAMM	National Association of Architectural Metal Manufacturers
NACE	NACE International (formerly National Association of Corrosion Engineers)
NEMA	National Electrical Manufacturers Association



NETA	InterNational Electrical Testing Association
NFPA	National Fire Protection Association
NFPA	National Forest Products Association
NFRC	National Fenestration Rating Council
NHLA	National Hardwood Lumber Association
NSF	NSF International (formerly National Sanitation Foundation)
OSHA	Occupational Safety and Health Administration
PCI	Precast/Prestressed Concrete Institute
PDI	Plumbing and Drainage Institute
PS	Product Standard (US Department of Commerce)
RCSC	Research Council on Structural Connections
RIS	Redwood Inspection Service
RTA	Railway Tie Association
SDI	Steel Deck Institute
SDI	Steel Door Institute
SCRRA	Southern California Regional Rail Authority
SCAQMD	South Coast Air Quality Management District
SMACNA	Sheet Metal and Air Conditioning Contractors' National Association
SPPWC	Standard Plans for Public Works Construction, 2015 Edition
SSPC	Society for Protective Coatings (formerly Steel Structures Painting Council)
SSPWC	Standard Specifications for Public Works Construction, 2015 Edition
TCNA	Tile Council of North America
UL	Underwriters Laboratories Inc.
USDOJ	U.S. Department of Justice
USDOT	U.S. Department of Transportation
USGBC	U.S. Green Building Council
WCLIB	West Coast Lumber Inspection Bureau (stamped WCLB)
WI	Woodwork Institute
WWPA	Western Wood Products Association

## **1.05 REFERENCE STANDARDS**

### **A. General**

1. Specifications, standards, and guidelines referenced in the text are incorporated by reference as if fully set forth. Where a referenced standard includes both administrative and technical provisions, and the administrative provisions conflict with the contract documents, only the technical provisions shall apply. If a referenced standard appears to conflict with the drawings and specifications, consult OCTA Project Manager for resolution.
2. The governing versions of reference standards and codes are those current at the time of contract execution, including errata, amendments, updates, etc., unless noted otherwise.



3. Contractor shall maintain the latest copy of applicable standards at jobsite during submittals, planning and progress of the work. Make standards available for use by OCTA Project Manager upon request.
4. Caltrans: Standard Plans and Specifications 2010 Edition.
5. Standard Plans for Public Works Construction (SPPWC) 2012 Edition, Standard Specifications for Public Works Construction (SSPWC) 2015 Edition.

**B. ADA Standards**

1. References to ADAAG or the ADA Accessibility Guidelines refer to the ADA [Americans with Disabilities Act] Accessibility Guidelines for Buildings and Facilities, adopted 7/23/04 by the U.S. Access Board, amended 8/5/05, supplemented 3/23/07 reflecting amendments by the U.S. Department of Transportation, available at [www.access-board.gov](http://www.access-board.gov).
2. References to USDOT ADA Standards refer to the U.S. Department of Transportation ADA Standards for Transportation Facilities, effective 11/29/06, available at [www.access-board.gov](http://www.access-board.gov).
3. References to USDOJ ADA Standards are to the U.S. Department of Justice ADA Standards for Accessible Design, 1994, available at [www.access-board.gov](http://www.access-board.gov), or to new standards (currently pending) if in effect at the time of execution of the contract documents.

**PART 2 – PRODUCTS**

Not Used.

**PART 3 – EXECUTION**

Not Used.

**PART 4 - MEASUREMENT AND PAYMENT**

Not Used.

**END OF SECTION**



**DRAINAGE PIPE REPAIR AT  
ANAHEIM BUS BASE CHASSIS WASH BAY**

**C-2-2210  
EXHIBIT B**



**SECTION 01 42 16**

**DEFINITIONS**

**PART 1 - GENERAL**

**1.01 GENERAL**

This Section provides definition of terms cited in the Contract Documents.

**1.02 DEFINITION OF TERMS**

- A. Wherever in the specifications and other Contract Documents, the following terms and abbreviations or pronouns in place of them, are used, the intent and meaning shall be interpreted as provided in this section unless the context otherwise requires.
1. Quality Assurance (QA): The process by which the OCTA Project Manager elects to monitor and assure that it receives proper construction related documentation from the Contractor. QA procedures measure the setting of schedules for the receipt and review of documentation and the quality of the information contained within the documentation.
  2. Quality Control (QC): The process by which the OCTA Project Manager receives documentation from the Contractor that proves that the Contractor is providing the contractually mandated services, such as training, testing and inspection. Contractor must show evidence of internal procedures demonstrating how he will perform these mandated functions and submit documentation that QC verifications have been completed. QC is the responsibility of the Contractor.
  3. Roadway Worker: Any OCTA Project Manager or Contractor employee whose duties include inspection, construction, roadway facilities or roadway machinery within the OCTA and/or City right of way.
  4. Salvage: To save any removed item. The salvaged item shall be reused in the contract or delivered and stockpiled for the OCTA Project Manager as specified in the Contract Documents.
  5. Site Specific Work Plan (SSWP): A program, plan, and schedule prepared and submitted by the Contractor and approved by the OCTA Project Manager that accurately describes and illustrates the manner in which work within the operating envelope will be accomplished, the impacts on any elements of the Operating System and the manner in which work will be accomplished with the OCTA Project Manager allotted work windows.
  6. Project Applicant: all references made by City, local agencies, or other agencies to Project Applicant means the Contractor and not OCTA.



7. Provide: To furnish/supply and install equipment/materials by Contractor per Contract documents.

**PART 2 – PRODUCTS**

Not Used.

**PART 3 – EXECUTION**

Not Used.

**PART 4 – MEASUREMENT AND PAYMENT**

No separate measurement or payment shall be made under this Section.

**END OF SECTION**



**SECTION 01 43 00**

**QUALITY ASSURANCE**

**PART 1 - GENERAL**

**1.01 SUMMARY**

- A. Section Includes: Administrative and procedural requirements for quality assurance.
  - 1. Specific quality assurance requirements for individual construction activities are specified in the sections that specify those activities. Requirements in those sections may also cover production of standard products.
  - 2. Requirements for Contractor to provide quality assurance services required by OCTA, or authorities having jurisdiction are not limited by provisions of this section.
- B. Related Sections:
  - 1. Section 01 43 01, Contractor Qualifications and Requirements.
  - 2. Section 01 45 00, Quality Control.

**1.02 DEFINITIONS**

- A. Quality Assurance Services: Activities, actions, and procedures performed before and during execution of the work to guard against defects and deficiencies and substantiate that proposed construction will comply with requirements.
- B. Quality Control Services: Tests, inspections, procedures, and related actions during and after execution of the work to evaluate that actual products incorporated into the work and completed construction comply with requirements. Refer to Section 01 45 00, Quality Control.
- C. Mockups: Full-size, physical assemblies that are constructed on-site. Mockups are used to verify selections made under sample submittals, to demonstrate aesthetic effects and, where indicated, qualities of materials and execution, and to review construction, coordination, testing, or operation; they are not samples. Approved mockups establish the standard by which the work will be judged.
- D. Installer/Applicator/Erector: Contractor or another entity engaged by Contractor as an employee, subcontractor, or sub-subcontractor, to perform a particular construction operation, including installation, erection, application, and similar operations.
  - 1. Using a term such as "carpentry" does not imply that certain construction activities must be performed by accredited or unionized individuals of a



corresponding generic name, such as "carpenter." It also does not imply that requirements specified apply exclusively to trades people of the corresponding generic name.

- E. Experienced: When used with an entity, "experienced" means having successfully completed a minimum of five previous projects similar in size and scope to this project; having a minimum of five years' experience in work similar to that required for this project; being familiar with special requirements indicated; and having complied with requirements of authorities having jurisdiction.

### **1.03 CONFLICTING REQUIREMENTS**

- A. General: If compliance with two or more standards is specified and the standards establish different or conflicting requirements for minimum quantities or quality levels, comply with the most stringent requirement. Refer uncertainties and requirements that are different, but apparently equal, to OCTA for a decision before proceeding.
- B. Minimum Quantity or Quality Levels: The quantity or quality level shown or specified shall be the minimum provided or performed. The actual installation may comply exactly with the minimum quantity or quality specified, or it may exceed the minimum within reasonable limits. To comply with these requirements, indicated numeric values are minimum or maximum, as appropriate, for the context of requirements. Refer uncertainties to OCTA for a decision before proceeding.

### **1.04 QUALITY ASSURANCE**

- A. General: Qualifications paragraphs in this article establish the minimum qualification levels required; individual specification sections specify additional requirements.
- B. Installer Qualifications: A firm or individual experienced (as defined above) in installing, erecting, or assembling work similar in material, design, and extent to that indicated for this project, whose work has resulted in construction with a record of successful in-service performance.
- C. Manufacturer Qualifications: A firm experienced (as defined above) in manufacturing products or systems similar to those indicated for this project and with a record of successful in-service performance, as well as sufficient production capacity to produce required units.
- D. Fabricator Qualifications: A firm experienced (as defined above) in producing products similar to those indicated for this project and with a record of successful in-service performance, as well as sufficient production capacity to produce required units.
- E. Professional Engineer Qualifications: A professional engineer who is legally qualified to practice in jurisdiction where project is located and who is experienced (as defined above) in providing engineering services of the kind indicated. Engineering services



are defined as those performed for installations of the system, assembly, or product which are similar to those indicated for this project in material, design, and extent.

- F. Specialists: Certain sections of the specifications require that specific construction activities shall be performed by entities who are recognized experts in those operations. Specialists shall satisfy qualification requirements indicated and shall be engaged for the activities indicated.
  - 1. Requirement for specialists shall not supersede building codes and regulations governing the work.
- G. Testing Agency Qualifications: An NRTL, an NVLAP, or an independent agency with the experience and capability to conduct testing and inspecting indicated, as documented by a recognized OCTA; and with additional qualifications specified in individual sections; and where required by authorities having jurisdiction, that is acceptable to authorities.
  - 1. NRTL: A nationally recognized testing laboratory according to 29 CFR 1910.7.
  - 2. NVLAP: A testing agency accredited according to NIST's National Voluntary Laboratory Accreditation Program.
- H. Factory-Authorized Service Representative Qualifications: An authorized representative of manufacturer who is trained and approved by manufacturer to inspect installation of manufacturer's products that are similar in material, design, and extent to those indicated for this project.
- I. Preconstruction Testing: Where testing agency is indicated to perform preconstruction testing for compliance with specified requirements for performance and test methods, comply with the following:
  - 1. Contractor responsibilities include the following:
    - a. Provide test specimens representative of proposed products and construction.
    - b. Submit specimens in a timely manner with sufficient time for testing and analyzing results to prevent delaying the work.
    - c. Provide sizes and configurations of test assemblies, mockups, and laboratory mockups to adequately demonstrate capability of products to comply with performance requirements.
    - d. Build site-assembled test assemblies and mockups, where indicated, using installers who will perform same tasks for Project.
    - e. Build laboratory mockups at testing facility using personnel, products, and methods of construction indicated for the completed work.



- f. When testing is complete, remove test specimens, assemblies, mockups, and laboratory mockups; do not reuse products on project.
  2. Testing Agency Responsibilities: Submit a certified written report of each test, inspection, and similar quality-assurance service to OCTA, with copy to Contractor. Interpret tests and inspections and state in each report whether tested and inspected work complies with or deviates from the contract documents.
- J. Mockups: Before installing portions of the work requiring mockups, build mockups for each form of construction and finish required to comply with the following requirements, using materials indicated for the completed work:
  1. Build mockups in location and of size indicated or, if not indicated, as directed by OCTA.
  2. Notify OCTA seven days in advance of dates and times when mockups will be constructed.
  3. Demonstrate the proposed range of aesthetic effects and workmanship.
  4. Obtain OCTA's approval of mockups before starting work, fabrication, or construction.
  5. Allow seven days for initial review and each re-review of each mockup.
  6. Maintain mockups during construction in an undisturbed condition as a standard for judging the completed work.
  7. Demolish and remove mockups when directed, unless otherwise indicated.
- K. OCTA Quality Assurance Inspection and Testing:
  1. The Authority will select and pay for an independent testing and inspection laboratory or agency, to conduct test and inspection for quality assurance purposes. Contractor is fully responsible for all quality control testing and inspection as required on contract drawings and/or specifications, required by AHJ, and as standard industry practice.
  2. Contractor shall coordinate and notify OCTA when work is ready for quality assurance testing and inspection.
  3. Contractor shall provide OCTA Project Manager, independent testing and inspection personnel, and OCTA's Consultant with full access to the work and reasonable time for inspection for ascertaining whether or not the work is performed in accordance with the requirements and intent of the contract. No work shall be covered and no materials shall be installed without making the work and materials available for inspection by OCTA.



If OCTA Project Manager so requests, Contractor shall, at any time before acceptance of the work, remove and uncover such portions of the finished work as may be directed for quality assurance testing and inspection.

4. After quality assurance testing and inspection, Contractor shall restore the work to the standard required by the contract document.
5. Costs for additional tests, inspection and related services, due to the following, shall be reimbursed to the Authority by the Contractor and no change in Contract Time shall result.
  - a. Failure to properly schedule or notify OCTA for testing and inspection.
  - b. Changes in sources, lots or suppliers of products after original quality assurance tests or inspections.
  - c. Changes in means, methods, techniques, sequences and procedures of constructions which necessitate additional testing, inspections, and additional services.
  - d. Changes in materials after review and acceptance of submittals.

## **PART 2 - PRODUCTS**

Not Used

## **PART 3 – EXECUTION**

Not Used

## **PART 4 - MEASUREMENT AND PAYMENT**

No separate measurement will be made for the work of this section.

**END OF SECTION**



**SECTION 01 43 01**

**CONTRACTOR QUALIFICATIONS AND REQUIREMENTS**

**PART 1 – GENERAL**

**1.01 CONTRACTOR DUTIES**

- A. Except as specifically noted otherwise, provide:
  - 1. A Construction Project Manager, who shall serve as the Contractor's Representative for the Contract, at or beyond the requirements described in this section.
  - 2. Other labor, supervision, and materials required for the work.
  - 3. Other tools, equipment, and machinery required for the work.
  - 4. Water, heat, and utilities required for the work.
  - 5. Support facilities and services, including fully furnished field office facilities, necessary for the proper execution and completion of the work.
- B. Pay legally required sales, consumer, and use taxes.
- C. Secure and pay for fees, surcharges, taxes, permits, and licenses necessary for the proper execution of the work.

**1.02 REFERENCE STANDARDS**

- A. OSHA: Occupational Safety and Health Administration regulations.

**1.03 CONSTRUCTION PROJECT MANAGER**

- A. Provide for the work a Construction Project Manager who will manage and coordinate the overall aspects of the work. The Construction Project Manager's qualifications and experience shall include:
  - 1. A minimum of five years of progressing work responsible experience on public works construction projects that include coordination, and scopes, types, and characters of work directly related to the scope of work of this contract.
  - 2. Demonstrated ability to work safely and supervise individuals in safe work.



3. Previous positions and experience supervising and planning work activities of construction superintendents, project engineers, and support personnel foreman and crews.
  4. Ability to read and understand survey, grading, paving, striping, utility, and structural plans.
  5. Ability to develop and work from construction schedules.
- B. The Construction Project Manager must:
1. Visit the site daily during the work to verify the work is proceeding per contract documents.
  2. Be on the job during the work week to manage and coordinate all aspects of work for the full duration of the project.
  3. Be able to respond immediately to emergency or problem calls, 24 hours a day, 7 days a week.
- C. The Construction Project Manager shall have the necessary authority to provide instructions and orders to his authorized representatives. The Construction Project Manager shall not be replaced without advance approval by the OCTA Project Manager; OCTA Project Manager will have sole approval of the replacement. The Contractor may propose a supervisory personnel such as superintendent to serve as Construction Project Manager.

#### **1.04 SITE SAFETY REPRESENTATIVE**

- A. Provide Site Safety Representative.
- B. Site Safety Representative qualifications and experience must include:
1. Meeting qualifications set forth in the General Provision. Pass OCTA Level 3 Health, Safety and Environmental Requirements.
- C. The Site Safety Representative must be headquartered for the duration of the project at Contractor's construction field office. .
- D. The Site Safety Representative will be required to train and test Contractor's employees as described in Section 01 35 23, Owner Safety Requirements.

#### **1.05 SUBMITTALS**



- A. Contractor shall submit for OCTA Project Manager's approval the name and professional history of each of the key positions identified in this specification section.

## **PART 2 – PRODUCTS**

Not Used

## **PART 3 – EXECUTION**

### **3.01 PERSONNEL QUALIFICATION**

- A. Within five calendar days after Notice to Proceed, submit to OCTA Project Manager resumes of personnel listed above in Part 1 above. Each resume shall provide sufficient detail to demonstrate compliance with requirements. Submit a schedule showing, for each employee classification, number of personnel to be assigned to the work and duration of their assignments.
- B. The OCTA Project Manager will review resumes to determine acceptability of qualifications and experience. The OCTA Project Manager's decision is final. Do not resubmit resumes of personnel deemed unacceptable by the OCTA Project Manager.
- C. Substitutions: To replace any personnel identified in Part 1, follow this section's procedures for obtaining approval of the original personnel. This qualification process, shall be completed before the vacancy occurs. Provision for substitutions does not relieve Contractor of the responsibility to provide personnel as provided in Part 1.

## **PART 4 – MEASUREMENT AND PAYMENT**

No separate measurement or payment will be made for work of this section.

**END OF SECTION**



**DRAINAGE PIPE REPAIR AT  
ANAHEIM BUS BASE CHASSIS WASH BAY**

**C-2-2210  
EXHIBIT B**



**THIS PAGE DELIBERATELY LEFT BLANK**



**SECTION 01 45 00**

**QUALITY CONTROL**

**PART 1 – GENERAL**

**1.01 SUMMARY**

A. Section Includes:

1. Authority of OCTA Project Manager.
2. Responsibilities of the Contractor.
3. Inspection and testing by OCTA Project Manager.

B. Related Sections:

1. Section 01 14 23, Coordination with OCTA and Local Agencies.
2. Section 01 33 00, Submittal Procedures.
3. Section 01 41 00, Regulatory Requirements.
4. Section 01 43 00, Quality Assurance.
5. Section 01 60 00, Product Requirements.

**1.02 AUTHORITY OF OCTA PROJECT MANAGER**

- A. OCTA Project Manager will determine whether the work is completed in accordance with the contract documents. OCTA Project Manager will decide all questions that may arise as to the quality or acceptability of materials furnished and work performed, and interpretations of the contract documents.
- B. OCTA Project Manager may require the Contractor to finish a section on which work is in progress before work is started on any additional section. Refer to Section 01 14 22, Rules and Hours of Operation for requirements.
- C. OCTA Project Manager may require the Contractor to submit additional shop drawings or documents to demonstrate the Contractor's understanding the intents of contract plans and specifications as part of quality control.

**1.03 REFERENCES**

- A. ASTM D3740 - Practice for Evaluation of Agencies Engaged in Testing and/or Inspection Used in Engineering Design and Construction.



**1.04 REGULATORY REQUIREMENTS FOR TESTING AND INSPECTION**

- A. Regulatory Requirements for Testing and Inspection: Inspections, testing and approvals as required by authorities having jurisdiction. Refer to Section 01060 - Regulatory Requirements.
  - 1. California Code of Regulations (CCR) - Title 24, State Building Code (Uniform Building Code with State of California Amendments), latest edition, as adopted and interpreted by authorities having jurisdiction.
  - 2. California Code of Regulations (CCR) - Title 22, Sections 94065, 94067 and 94069.

**1.05 RESPONSIBILITIES OF THE CONTRACTOR**

- A. Cooperate with OCTA Project Manager and with other contractors as detailed in Section 01 14 24, Coordination with OCTA and Local Agencies.
- B. Ensure that products, services, workmanship and site conditions comply with requirements of the Drawings and Specifications by coordinating, supervising, testing and inspecting the Work and by utilizing only suitably qualified personnel.
- C. Perform the work to achieve the level of quality prescribed in the contract documents, including by reference, all Codes, laws, rules, regulations and standards. The no quality basic is prescribed, the quality shall be in accordance with the best accepted practices of the construction industry for the locale of the Project, for projects of this type.
- D. Perform the work in the proper sequence in relation to the requirements of the OCTA and other contractors, all as may be directed by OCTA Project Manager.
- E. Employ and assign knowledgeable and skilled personnel as necessary to perform quality control functions to ensure that the Work is provided as required.
- F. Be responsible for any damage done by it or its agents to the work performed by the OCTA or another contractor.

**1.06 SUPERVISION AND CONSTRUCTION PROCEDURES**

- A. Give the work the constant attention necessary to facilitate the progress of the work.
- B. Be solely responsible for all construction means, methods, techniques, and procedures and for coordinating all portions of the work under the contract. Permission given by OCTA Project Manager to use any particular methods, equipment, or appliances shall not be construed to relieve the Contractor from furnishing other equipment or other appliances or adopting other methods when those in use prove unsatisfactory, or as to bind OCTA Project Manager to accept work which does not comply with the contract.



- C. Immediately remove from the work, when so ordered by OCTA Project Manager, and do not re-employ on any of the work, without written permission from OCTA Project Manager, any contractor or subcontractor employee doing unsafe, improper, or defective work; who, in OCTA Project Manager's judgment, refuses or neglects the direction of OCTA Project Manager given to the Contractor; who is deemed incompetent or disorderly; or who commits trespassing on public or private property in the vicinity of the work.
- D. Be responsible for securing all work areas by barricade in accordance with local and State requirements as applicable at the end of each day.

**1.07 QUALITY OF THE WORK**

- A. Quality of Products: Unless otherwise indicated or specified, all products shall be new, free of defects and fit for the intended use.
- B. Quality of Installation: All Work shall be produced plumb, level, square and true, or true to indicated angle, and with proper alignment and relationship between the various elements. New material shall be installed so that drainage merges with existing flow patterns on the site towards the drains.
- C. Protection of Existing and Completed Work: Take all measures necessary to preserve and protect existing and completed Work free from damage, deterioration, soiling and staining, until Acceptance by the Authority.
- D. Standards and Code Compliance and Manufacturer's Instructions and Recommendations: Unless more stringent requirements are indicated or specified, comply with manufacturer's instructions and recommendations, reference standards and building code research report requirements in preparing, fabricating, erecting, installing, applying, connecting and finishing Work.



- E. Deviations from Standards and Code Compliance and Manufacturer's Instructions and Recommendations: Document and explain all deviations from reference standards and building code research report requirements and manufacturer's product installation instructions and recommendations, including acknowledgement by the manufacturer that such deviations are acceptable and appropriate for the Project.
- F. Verification of Quality: Work shall be subject to verification of quality by the Authority or Engineer in accordance with provisions of the Conditions of the Contract.
  - 1. Contractor shall cooperate by making Work available for inspection by the Authority or Engineer or their designated representative.
  - 2. Such verification may include mill, plant, shop, or field inspection as required. OCTA designated Inspector shall access to material inspection.
  - 3. Provide access to all parts of the Work, including plants where materials or equipment are manufactured or fabricated.
  - 4. Provide all information and assistance as required, including that by and from subcontractors, fabricators, materials suppliers and manufacturers, for verification of quality by the Authority or Engineer.
  - 5. Contract modifications, if any, resulting from such verification activities shall be governed by applicable provisions in the Conditions of the Contract.
- G. Observations by the Engineer and Engineer's Consultants: Periodic and occasional observations of Work in progress may be made by the Engineer and Engineer's consultants as deemed necessary to review progress of Work and general conformance with design intent.
- H. Limitations on Inspection, Test and Observations: Neither employment of an Inspector of Record, independent testing and inspection agency, or observations by the Engineer and Engineer's consultants shall in no way relieve Contractor of obligation to perform Work in full conformance to all requirements of Contract Documents and applicable Building Code and other regulatory requirements.
- I. The Engineer's Acceptance and Rejection of Work: The Engineer reserves the right to reject all Work not in conformance to the requirements of the Drawings and Specifications.
- J. Correction of Non-Conforming Work: Non-conforming Work shall be modified, replaced, repaired or redone by the Contractor at no change in Contract Sum or Contract Time.
- K. Acceptance of Non-Conforming Work: Acceptance of non-conforming Work, without specific written acknowledgement and approval of the Authority, shall not relieve the Contractor of the obligation to correct such Work.
- L. Contract Adjustment for Non-conforming Work: Should the Authority or Engineer determine that it is not feasible or in Authority's interest to require non-conforming



Work to be repaired or replaced, an equitable reduction in Contract Sum shall be made by agreement between the Authority and Contractor. If equitable amount cannot be agreed upon, a Construction Change Directive will be issued and the amount in dispute resolved in accordance with the Conditions of the Contract.

- M. Non-Responsibility for Non-Conforming Work: The Engineer and the Engineer's consultants disclaim any and all responsibility for Work produced not in conformance with the Drawings and Specifications.

#### **1.08 INSPECTION AND TESTING**

- A. The work is to be completed in accordance with the specifications, the drawings, and such instructions or directions as OCTA Project Manager may give to supplement drawings and specifications. Wherever the words "directed," "permitted," "approved," "acceptable," "satisfactory to," or similar words or phrases occur in the contract documents, they shall be understood to be functions of OCTA Project Manager to be exercised at his discretion.
- B. The OCTA shall not be responsible for and shall not have control or charge over the acts or omissions of the Contractor, subcontractors, or any of their agents or employees, or any other persons performing any of the work.
- C. Inspections and Tests by Authorities Having Jurisdiction: Contractor shall cause all tests and inspections required by authorities having jurisdiction to be made for Work under this Contract, Public Works Department, Fire Department, Health Department, AQMD, SCE and similar agencies. Except as specifically noted, scheduling, conducting and paying for such inspections shall be solely the Contractor's responsibility.
- D. Inspections and Tests by Serving Utilities: Contractor shall cause all tests and inspections required by serving utilities to be made for Work under this Contract. Scheduling, conducting and paying for such inspections shall be solely the Contractor's responsibility.
- E. Inspections and Tests by Manufacturer's Representatives: Contractor shall cause all tests and inspections specified to be conducted by materials or systems manufacturers to be made. Additionally, all tests and inspections required by materials or systems manufacturers as conditions of warranty or certification of Work shall be made, the cost of which shall be included in the Contract Sum.
1. Test and Inspection Reports: After each inspection and test, one copy of report shall be promptly submitted to the Engineer, Engineer's consultant (as applicable), Authority, Contractor, City Inspector, and to agency having jurisdiction (if required by Code).
- a. Reports shall clearly identify the following:
- Date issued.  
Project name and number.



Identification of product and Specifications Section in which Work is specified.

Name of inspector.

Date and time of sampling or inspection.

Location in Project where sampling or inspection was conducted.

Type of inspection or test.

Date of test.

Results of tests.

Comments concerning conformance with Contract Documents and other requirements.

- b. Test reports shall indicate specified or required values and shall include statement whether test results indicate satisfactory performance of products.
  - c. Samples taken, but not tested, shall be reported.
  - d. Test reports shall confirm that methods used for sampling and testing conform to specified test procedures.
- F. Contractor shall provide OCTA Project Manager, independent testing and inspection agency personnel, inspector of record and OCTA's consultant with full access to the work and reasonable time for inspection for ascertaining whether or not the work is performed in accordance with the requirements and intent of the contract. No work shall be covered or materials used without making the work or materials available for inspection by OCTA Project Manager. If OCTA Project Manager so requests, the Contractor shall, at any time before acceptance of the work, remove or uncover such portions of the finished work as may be directed.
- G. After examination, Contractor shall restore the work to the standard required by the contract documents. Inspection will not relieve the Contractor from the responsibility for the quality of this work and to perform the work in accordance with the requirements of the contract documents.
- H. All materials and every process of manufacture and construction shall be subject to inspection at all times. OCTA Project Manager and his designated representatives shall have free access to all operations. Contractor shall provide necessary materials and OCTA Project Manager shall have the right to select suitable samples of materials for testing or examination which the contractor shall supply without charge. In case such samples must be shipped to some other point for inspection or testing, Contractor shall box or crate samples as necessary and shall deliver them at points designated for shipment without charge. Omission of inspection shall not relieve the Contractor of its obligations to produce the work required by the contract documents. Materials not in compliance with contract requirements shall be removed promptly from the vicinity of the work, and the Contractor, at its expense, shall promptly remove, reconstruct, replace, and make good any defective work as directed in writing by OCTA Project Manager. Oversight or error in judgment of inspectors, or previous acceptance of the work, shall not relieve Contractor from the obligation to correct defects whenever discovered.
- I. If the Contractor does not correct nonconforming work or remove rejected materials within a reasonable time fixed by written notice, OCTA Project Manager may direct



that removals and corrections be performed by other contractors. Charges for such removals and corrections shall be deducted from the Contractor's payment due under this contract or may be paid for by the Contractor's bonds held for this contract.

- J. All inspection by OCTA Project Manager is for the protection of the OCTA and its interest and shall not relieve the Contractor of responsibility for providing work in accordance with the contract documents. After completion of the work, a final inspection will be made and any previous inspection or acceptance will not preclude rejection at the final inspection of any item that is not satisfactory to OCTA Project Manager or is not in accordance with the contract documents.
- K. If, within the period of time prescribed by law or by the terms of any applicable special warranty required by the contract documents, whichever is longer, any of the work is found to be defective or not in accordance with the contract documents, the Contractor shall correct it promptly after receipt of a written notice from OCTA Project Manager. This obligation shall survive acceptance of the work or termination of the contract. In the event the OCTA prefers to accept or not require correction of defective or nonconforming work, the OCTA may do so instead of requiring its removal and correction, in which case OCTA Project Manager shall determine an appropriate sum to be deducted from the contract price or otherwise charged against the Contractor, which determination shall be final and binding upon the parties. Such adjustment shall be effected whether or not final payment has been made.
- L. All defective work which has been rejected shall be remedied or removed and replaced by the Contractor at its own expense, in a manner acceptable to OCTA Project Manager.
- M. Whenever all of the work provided for in the contract or authorized as force account work has been completed and the final cleaning-up performed, OCTA Project Manager will make the final inspection, and, if the work is found to be satisfactory, Contractor will be notified in writing of the acceptance. All portions of the work shall be maintained by the Contractor at the standards required by the contract documents until final acceptance.
- N. At OCTA Project Manager's discretion, portions of the work that are determined to be substantially complete may be accepted before all the project work is completed. After acceptance of substantially completed work, Contractor shall not use the finished product for any purpose without permission of OCTA Project Manager.

## **PART 2 – PRODUCTS**

Not Used

## **PART 3 – EXECUTION**



**3.01 FIELD QUALITY CONTROL/QUALITY ASSURANCE**

- A. Give minimum of 48 hour advance notice of each test and inspection to OCTA Project Manager when ready for testing, observation and inspection.
- B. Should any compaction density/strength test or inspection fail to meet specification requirements, necessary corrective work shall be performed by the Contractor. Additional testing shall be required to determine that corrective work provides compaction in the failed area meeting requirements of these Specifications.
- C. Contractor shall provide a record of testing results including corrective actions taken if necessary on the approved form to the OCTA Project Manager.
- D. Contractor's corrective work to meet requirements and retesting resulting from failing tests shall be at no additional cost to OCTA.
- E. Obtain all inspections required by the local regulatory agencies and provide the Authority with the final sign-off cards for the project from the local regulatory agencies.

**PART 4 – MEASUREMENT AND PAYMENT**

No separate measurement or payment shall be made under this section.

**END OF SECTION**



**SECTION 01 50 00**

**TEMPORARY FACILITIES AND CONTROLS**

**PART 1 - GENERAL**

**1.01 SUMMARY**

A. Section Includes:

1. Temporary facilities and controls used during construction.

B. Related Sections:

1. Section 01 14 25, Procedures in Construction.
2. Section 01 14 27, Legal Relations and Responsibility.
3. Section 01 14 43, Environmental Resource Protection.
4. Section 01 71 13, Mobilization and Demobilization
5. Section 01 74 19, Construction Waste Management and Disposal.

**1.02 SUBMITTALS**

A. Submit in accordance with Section 01 33 00, Submittal Procedures.

B. Site Plans: Show temporary facilities, utility hookups, staging areas, and parking areas for construction personnel.

C. Moisture Protection Plan: Describe procedures and controls for: protecting materials and construction from water absorption and damage, including delivery, handling, and storage; discarding water-damage materials; protocols for mitigation of water into completed work; and replacing water-damaged work.

**1.03 QUALITY ASSURANCE**

A. Tests and Inspections: Arrange for authorities having jurisdiction to test and inspect each temporary utility before use. Obtain required certifications and permits.

**PART 2 - PRODUCTS**

**2.01 TEMPORARY FACILITIES, PRODUCTS, AND CONTROL**



- A. Common-Use Field Office: not required.
- B. Storage and Fabrication Sheds: No equipment or tools are allowed to be stored at the jobsite without the OCTA Project Manager's written permission. If on-site storage is permitted, provide access and orderly provision for maintenance and for inspection of products.
- C. Telephone Service: Provide mobile telephone service for project superintendent.
- D. Temporary Electricity:
  - 1. Connect to existing power service at location as directed. Power consumption shall not disrupt Owner's need for continuous service. Exercise measures to conserve energy.
  - 2. Provide power outlets for construction operations, with branch wiring and distribution boxes. Provide flexible power cords as required.
  - 3. Provide main service disconnect and over current protection at convenient location.
  - 4. Comply with NECA, NEMA, and UL standards and regulations for temporary electric service.
  - 5. Permanent convenience receptacles may be utilized during construction.
- E. Temporary Fire Protection:
  - 1. Maintain temporary fire protection facilities of the types needed until permanent facilities are installed. Fire Extinguishers shall be portable, UL rated; with class and extinguishing agent as required by locations and classes of fire exposures.
  - 2. Comply with NFPA 10 "Standard for Portable Fire Extinguishers" and NFPA 241 "Standard for Safeguarding Construction, Alterations, and Demolition Operations".
  - 3. Fire safety during construction shall comply with CFC - California Fire Code (CCR) California Code of Regulations, Title 24, Part 9, Article 87.
  - 4. Store combustible materials in containers in fire-safe locations.
  - 5. Maintain unobstructed access to fire extinguishers, fire hydrants, temporary fire-protection facilities, stairways, and other access routes.
  - 6. Provide supervision of welding operations, combustion-type temporary heating units, and similar sources of fire ignition.
- F. Barriers, enclosures and fencing:



1. Provide traffic cones to prevent unauthorized entry to construction areas and to protect existing facilities and adjacent properties from damage from construction operations.
  2. Provide protection for plant life and trees designated to remain and for soft and hardscape areas adjacent to work, replace damaged materials in kind.
  3. Protect non-owned vehicular traffic, stored materials, if allowed, site and structures from damage.
- G. Noise Control: Provide methods, means, and facilities to minimize noise produced by construction operations.
- H. Pollution Control:
1. Provide methods, means, and facilities to prevent contamination of soil, water, and atmosphere from discharge of noxious, toxic substances, and pollutants produced by construction operations.
  2. Conform to Best Management Practices for waste management and material controls as defined in Section 4 of the Construction Activity Handbook published by the Storm Water Quality Association.
  3. Coordinate construction activities with control procedures established in the Storm Water Pollution Prevention Plan (SWPPP).
- I. Security:
1. Provide security and facilities to protect Work, from unauthorized entry, vandalism, or theft.
  2. Coordinate with Owner's security program.
- J. Parking: No Contractor's employees' parking is allowed on site.
- K. Traffic Control:
1. Comply with requirements of authorities having jurisdiction.
  2. Obtain all required permits, provide all materials and maintain controls as required of authorities having jurisdiction.
  3. Maintain access for fire-fighting equipment and access to hydrants.
- L. Progress Cleaning:
1. Remove debris and rubbish from pipe chases, plenums, attics, crawl spaces, and other closed or remote spaces, prior to enclosing the space.



2. Broom and vacuum clean interior areas prior to start of surface finishing, and continue cleaning to eliminate dust.
3. Provide walk-off mats at each building entry affected by construction activities.

**M. Waste Disposal:**

1. Waste Management: In compliance with City regulations.
2. Maintain work areas free of waste materials, debris, and rubbish.
3. Remove waste materials, debris, and rubbish from site periodically during a work day and legally dispose of off-site at the end of each work day at 3:30 pm.
4. Maintain site area in a clean and orderly condition.

**PART 3 - EXECUTION**

**3.01 INSTALLATION, GENERAL**

- A. Locate facilities where they will serve project adequately and result in minimum interference with performance of the work. Relocate and modify facilities as required by progress of the work.
  1. Locate facilities to avoid protected areas as specified in Section 01 14 43, Environmental Resource Protection.

**3.02 TEMPORARY UTILITIES**

- A. Provide and pay for temporary utility services and facilities such as sanitary facilities, telephone service and internet service adequate for construction and related activities.

**3.03 TEMPORARY ROADS, PAVING, PARKING, AND SIMILAR IMPROVEMENTS, AND USE OF SITE**

- A. See Section 01 14 25, Procedures in Construction.
- B. See Section 01 14 27, Legal Relations and Responsibility

**3.04 PROTECTION OF AIR AND WATER RESOURCES AND OTHER ENVIRONMENTAL RESOURCES**



- A. See Section 01 14 25, Procedures in Construction.
- B. See Section 01 14 27, Legal Relations and Responsibility.
- C. See Section 01 14 43, Environmental Resource Protection.

**3.05 CONSTRUCTION WASTE**

- A. See Section 01 74 19, Construction Waste Management and Disposal.

**3.06 SECURITY AND FIRE PROTECTION**

- A. See Section 01 14 27, Legal Relations and Responsibility.

**PART 4 - MEASUREMENT AND PAYMENT**

Work of this section is incidental to other work and no separate measurement or payment will be made.

**END OF SECTION**



**THIS PAGE DELIBERATELY LEFT BLANK**



**SECTION 01 57 13**

**TEMPORARY EROSION AND SEDIMENTATION CONTROL**

**PART 1 - GENERAL**

**1.01 SUMMARY**

A. Section Includes:

1. Temporary erosion and sedimentation control.
2. Accessories required for a complete installation.

B. Related Sections:

1. Section 01 14 25, Procedures in Construction.
2. Section 01 50 00, Temporary Facilities and Controls.
3. Section 01 14 43, Environmental Resource Protection

**1.02 REFERENCE STANDARDS**

- A. Caltrans: State of California Department of Transportation, Standard Specifications.
- B. Standard Specifications for Public Works Construction (SSPWC).
- C. California Stormwater Quality Association (CASQA)

**1.03 SUBMITTALS**

- A. Submit in accordance with Section 01 33 00, Submittal Procedures.
- B. Working drawings and data on proposed straw bales and fiber rolls, including physical properties of various products.

**1.04 DELIVERY, STORAGE, AND HANDLING**

- A. Deliver, handle, and store materials in accordance with recommendations of manufacturer.



**PART 2 - PRODUCTS**

**2.01 MATERIALS**

A. Miscellaneous Materials:

1. Plastic sheeting: Clear polyethylene plastic sheeting at least 10 mils thick, secured with anchor restrainers (gravel filled bags) per the Construction Best Management Practices (BMP) handbook prepared by the California Stormwater Quality Association (CASQA), [www.cabmphandbooks.com](http://www.cabmphandbooks.com).
2. Temporary Fiber Rolls and Straw Bales: Provide fiber rolls and straw bales with staking per the Construction BMP handbook prepared by the CASQA, [www.cabmphandbooks.com](http://www.cabmphandbooks.com) . If staking is not feasible, contractor shall develop other suitable methods of anchoring that will be acceptable to OCFCD.
3. Temporary concrete washout facility, per the Construction BMP handbook prepared by the CASQA, [www.cabmphandbooks.com](http://www.cabmphandbooks.com).
4. Gravel bags per the Construction BMP handbook prepared by the CASQA, [www.cabmphandbooks.com](http://www.cabmphandbooks.com)

**PART 3 - EXECUTION**

**3.01 GENERAL**

- A. Conform to all applicable local, state and Federal Regulations and laws pertaining to water pollution control and as specified in SSPWC section 7-8.6.
- B. Accomplish erosion and sediment control through use of berms, dikes, swales, dams, fiber mats, plastic sheeting, netting, gravel, storm drain inlet protection, slope drains, sediment fences, and other sediment barriers; gravel construction entrances; and other erosion control devices or methods. Cover material stockpiles with plastic sheeting.
- C. Coordinate temporary pollution control provisions with permanent erosion control features specified elsewhere in the contract documents to the extent practicable to assure economical, effective, and continuous erosion control throughout the construction and post-construction period.
- D. OCTA Project Manager may limit surface area of erodible earth material exposed by clearing, grubbing, excavation, borrow, embankment, and fill operations
  1. Provide immediate, permanent or temporary pollution control measures to prevent contamination of adjacent streams or other watercourses, lakes, ponds, or other areas of water impoundment.



2. Work may involve construction of temporary berms, dikes, dams, sediment basins, and slope drains; use of temporary mats; or other control devices or methods as necessary to control erosion.
- E. Construct facilities required for clearing, grading, and land alteration activities, to ensure that sediment-laden water does not enter drainage systems or violate applicable water standards. Conform to requirements of Section 01 14 43, Environmental Resource Protection.
- F. Permanent Features:
1. Incorporate permanent erosion control features at earliest practicable time. Use temporary pollution control measures to correct unforeseen conditions that develop during construction, to provide measures that are needed prior to installation of permanent pollution control features, or to temporarily control erosion that develops during normal construction.
  2. Where erosion interferes with clearing and grubbing operations, schedule and perform work so that grading operations and permanent erosion control features can follow immediately; otherwise, provide temporary erosion control measures between successive construction stages.
- G. Areas of Work:
1. Limit the area of clearing, grubbing, excavation, borrow, and embankment operations in progress commensurate with progress. Should seasonal limitations result in unrealistic coordination of operations, take temporary erosion control measures immediately.
  2. Flag boundaries of clearing limits prior to construction.
    - a. Do not disturb or permit disturbance of ground beyond flagged boundary. Conform to requirements of Section 01 14 43, Environmental Resource Protection
    - b. Maintain flagging for duration of work.
  3. Temporary soil erosion and sediment control may include construction work outside right of way where work is necessary as a result of project construction such as borrow pit operations, haul roads, and equipment storage sites.
- H. Maintenance:
1. Maintain erosion control features installed, including replacement and upgrading of facilities when needed, until work is completed and notice of Final Acceptance issued.
  2. Maintain catch basins (inlets with sumps or inverted siphons) so that not more than one foot depth of sediment is allowed to accumulate within a trap (or sump).



- a. Clean catch basins and storm drains prior to paving and prior to Substantial Completion.
  - b. Remove sediment. Do not flush sediment-laden water into downstream system.
3. Keep paved areas clean for the duration of the project.
4. Measures in addition to those indicated may be required.
5. Do not permit more than a one-foot depth of sediment to accumulate behind a silt fence.
  - a. Remove sediment or regrade it into slopes, and repair and reestablish silt fences as needed.
6. Remove silt fences in entirety when no longer required. Fences are required until uphill area has been permanently stabilized.
7. Remove pipes, end sections, drainage curbs, silt fences, and other materials from temporary erosion control devices; those not incorporated into permanent work become property of Contractor.

### **3.02 STORM DRAIN INLET PROTECTION**

- A. Storm drain inlet protection must prevent sediment from entering storm drain systems prior to permanent stabilization of disturbed areas.
- B. Use storm drain inlet protection per the Construction BMP handbook prepared by the CASQA, [www.cabmphandbooks.com](http://www.cabmphandbooks.com):
  1. Where storm drain inlets are operational before permanent stabilization of disturbed drainage area.
  2. Adjacent to and immediately downhill of utility type construction in existing paved areas with catch basin drainage.
  3. When cleaning streets.
- C. Use berms when required to direct drainage to flow through filters and prevent bypassing of inlets.
- D. Do not permit more than one-foot depth of sediment to accumulate against storm drain inlet protection.
  1. Remove sediment and restore inlet protection as needed to maintain sediment trapping and filtering capability.



**PART 4 - MEASUREMENT AND PAYMENT**

No separate measurement or payment will be made for the work of this section.

**END OF SECTION**

**THIS PAGE DELIBERALLY LEFT BLANK**



**SECTION 01 60 00**

**PRODUCT REQUIREMENTS**

**PART 1 - GENERAL**

**1.01 SUMMARY**

- A. This section includes administrative and procedural requirements for selection of products for use in the project; product delivery, storage, and handling.

**1.02 SOURCE OF SUPPLY AND QUALITY OF MATERIALS**

- A. OCTA Project Manager shall approve the source of supply of each of the materials supplied by the Contractor before the purchase or delivery of materials to the work site. Promptly after receiving the Contract award, the Contractor shall notify OCTA Project Manager of all proposed material sources. If it is found after trial that sources of supply previously approved do not produce uniform and satisfactory products, or if the product from any source proves unacceptable at any time, the Contractor shall furnish materials from other sources as approved by OCTA Project Manager.
- B. Only materials conforming to Specifications and approved in advance by OCTA Project Manager shall be used in the work. All material being used shall be subject to inspection or test at any time during their preparation or use. No material that after approval has in any way become unfit for use shall be used in the Work.

**1.03 UNLOADING, HAULING AND STORING MATERIALS**

- A. The Contractor shall, at its expense, deliver, unload, store, handle, and be responsible for all materials whether furnished by the OCTA or by the Contractor.
- B. Store and protect products in accordance with manufacturer's instructions, with seals and labels intact and legible.
  - 1. Periodically inspect to ensure products are undamaged, and are maintained under required conditions.
  - 2. Products damaged by improper storage or protection shall be removed and replaced with new products at no change in Contract Sum or Contract Time.
- C. Store products to facilitate inspection and measurement of quantity or counting of units.
- D. The unloading, storing and hauling of all the OCTA's or Contractor's material shall be considered as incidental to contract pricing.



- E. When permission to do so is given in writing by OCTA Project Manager, the Contractor may store materials and erect temporary buildings on OCTA property provided such property is not required for the OCTA's use or is not under lease to other parties.
- F. Store moisture-sensitive products in a weathertight enclosure or covered with an impervious sheet covering. Provide adequate ventilation to avoid condensation. Maintain product storage within temperature and humidity ranges required by manufacturer's instructions.
  - 1. For exterior storage of fabricated products, place on sloped supports above ground.
  - 2. Store loose granular materials on solid surfaces in a well-drained area. Prevent mixing with foreign matter. Prevent material from flowing or blowing away to other areas of the site. Provide covers for sand, aggregate base, and debris so that wind does not cause it to blow away.
  - 3. Arrange storage to provide access for inspection. Periodically inspect to assure products are undamaged, and are maintained under required conditions.
- G. All electrical and mechanical equipment shall be stored so as to be protected from rain, sun, wind, sand, dust, moisture, etc. The equipment shall be stored on supports off the ground or on concrete slabs with all factory provided dust and moisture protection left in place until equipment is installed.
- H. Electrical and mechanical equipment shall be maintained in accordance with the manufacturer's operation and maintenance instructions until the Contractor is relieved of the responsibility by OCTA Project Manager.
- I. Store heavy materials away from the structure in a manner that will not endanger supporting construction.
- J. Building materials shall be stored in a protected environment safe from sun, rain and excessive dust. Store cementitious products and materials on elevated platforms. Damaged or excessively dirty materials will not be permitted to be installed.
- K. Protection:
  - 1. Provide barriers, flashing lights, substantial coverings and notices to protect installed Work from traffic and subsequent construction operations.
  - 2. Remove protective measures when no longer required and prior to Acceptance of the Work.
- L. Delivery Requirements:
  - 1. Schedule delivery to minimize long-term storage at project site and to prevent overcrowding of construction spaces.



2. Coordinate delivery with installation time to ensure minimum holding time for items that are flammable, hazardous, easily damaged, or sensitive to deterioration, theft, and other losses.
3. Comply with manufacturer's instructions and recommendations for transportation, delivery and handling. Provide equipment and personnel to handle products by methods to prevent soiling, marring or other damage.
4. Deliver products to project site in an undamaged condition in manufacturer's original sealed container or other packaging system, complete with manufacturer's labels and instructions for handling, storing, unpacking, protecting, and installing.
5. Contractor is responsible and shall be present at work side for receiving his material delivery at the work site. Promptly inspect products on delivery to ensure compliance with the contract documents and to ensure that products are undamaged and properly protected.
6. Contractor shall give OCTA a 48 hours notice prior to delivery of any products and materials.

#### **1.04 PRODUCT SELECTION PROCEDURES**

- A. Products: Items purchased for incorporation in the Work, whether purchased for the Project or taken from previously purchase stock, and include material, equipment, assemblies, fabrications and systems.
- B. General Product Requirements: Provide products that comply with the contract documents, that are undamaged and, unless otherwise indicated, that are new at time of installation.
  1. It is OCTA policy that all manufactured products and supplies be provided by United States manufacturing industries in agreement with related Union organizations. Therefore in the performance of the contract, Contractor shall give United States made products preference.
  2. Named Product: Items identified by manufacturer's product name, including make or model designations indicated in the manufacturer's published product data.
  3. Specific Product Requirements: Refer to requirements of Section 01 45 00 - Quality Control and individual product Specifications Sections in the project specifications for specific requirements for products.
  4. Materials: Products that are shaped, cut, worked, mixed, finished, refined or otherwise fabricated, processed or installed to form a part of the Work.



5. Product Completeness: Provide products complete with accessories, trim, finish, fasteners, and other items needed for a complete installation and indicated use and effect.
6. Minimum Requirements: Specified requirements for products are minimum requirements.
7. Standard Products: Where specific products are not specified, provide standard products of types that are suitable for the intended use in similar conditions and that have been produced and used successfully in similar situations on similar projects. Products shall be selected by the Contractor and subject to review and acceptance by the Engineer.
8. Code Compliance: All products, other than commodity products prescribed by Code, shall have a current ICBO Evaluation Service (ICBO ES) Research Report or CABO National Evaluation Report (NER).
9. Interchangeability: To the fullest extent possible, provide products of the same kind from a single source. Products required to be supplied in quantity shall be the same product and interchangeable throughout the Work. When options are specified for the selection of any of two or more products, the product selected shall be compatible with products previously selected.
10. Nameplates:
  - a. Except for require labels and operating and safety instructions, do not attach manufacturer's identifying nameplates or trademarks on surfaces exposed to view in occupied spaces or to the exterior.
  - b. Provide a permanent nameplate on each item of service-connected or power-operated equipment. Nameplates shall contain identifying information and essential operating data such as the following example:

Name of manufacturer  
Name of product  
Model and serial number  
Capacity  
Power Characteristics  
Speed
11. OCTA reserves the right to limit selection to products with warranties not in conflict with requirements of the contract documents.
12. Where products are accompanied by the term "as selected" or similar, OCTA Engineer will make selection.
13. Where products are accompanied by the term "match sample" or similar, sample to be matched is OCTA Project Manager's.



14. Descriptive, performance, and reference standard requirements in the specifications establish salient characteristics of products.

**C. General Product Selection Requirements:**

1. Where products or manufacturers are identified in the specifications, the intent is not to limit competition or to restrict the work to only those products or manufacturers named. Rather, the intent is to establish the level of quality required and the product characteristics important to the success of the work. Subject to compliance with requirements, products of any manufacturer may be incorporated into the work, if shown to be equal to those listed to the satisfaction of OCTA Project Manager.
2. "Or Equal" Provision: Where "or equal" is included after named manufacturer(s) and product(s), equivalent products of unnamed manufacturers will be considered in accordance with requirements specified in Section 01 25 00 Substitution Procedures.
  - a. Prior to submitting "Or Equal" product(s) for consideration, Contractor shall review and determine that product(s) meet or exceed the minimum quality and warranty provisions of the specified product.
  - b. Cost and time considerations will be waived for products and manufacturers submitted under the "Or Equal" provision, except no increase in Contract Sum or Contract Time shall result.
  - c. Contractor's attention is called to the substitution provisions of the Conditions of the Contract.
3. Products Specified by Description: Where Specifications describe a product, listing characteristics required, with or without use of a brand name, provide a product that provides the characteristics and otherwise complies with the specified requirements.
4. Products Specified by Performance Requirements: Where Specifications require compliance with performance requirements, provide product(s) that comply with performance requirements and are recommended by the manufacturer for the intended application. Verification of manufacturer's recommendations may be by product literature or by certification of performance from manufacturer.
5. Products Specified by Reference to Standards Only: Where Specifications require compliance with a standard, provided product shall fully comply with the standard specified.
6. Products Specified by Combination of Methods: Where products are specified by a combination of described characteristics, performance characteristics, reference standards and manufacturer identification, provide products conforming to all such characteristics.



7. Use of products or manufacturers, whether listed or not, is subject to demonstrated compliance with requirements of the contract documents.

**D. Product Selection Procedures:**

1. Basis of Design: Where products or manufacturers are identified as "basis of design" or where sizes, profiles, and dimensional requirements on drawings are based on a specific product or system, comply with provisions for comparable products to obtain approval for listed alternate products or manufacturers. Comply with provisions for substitutions to obtain approval for use of an equal unnamed product or manufacturer.
2. Specified Products: Where the specifications indicate that a product or manufacturer is to be selected from those listed, comply with the provisions for substitutions to obtain approval for use of an equal unnamed product.
3. Other Named Products: Where products or manufacturers are indicated without qualification, or with the words "or approved equal" or similar terms, comply with provisions for comparable products to obtain approval for use of an equal unnamed product.
4. Visual Matching Specification: Where specifications require matching an established sample, select a product that complies with requirements and matches Engineer's sample. OCTA Project Manager's decision will be final on whether a proposed product matches.
5. Visual Selection Specification: Where specifications include the phrase "as selected from manufacturer's colors, patterns, textures" or a similar phrase, Contractor shall select a product that complies with other specified requirements.
6. Full Range: Where specifications include the phrase "to match existing colors, patterns, textures" or similar phrase, OCTA Project Manager will select color, pattern, density, or texture from manufacturer's product line submitted by the Contractor, that includes both standard and premium items.

**PART 2 - PRODUCTS**

Not used.

**PART 3 – EXECUTION**

Not Used.

**PART 4 - MEASUREMENT AND PAYMENT**



**DRAINAGE PIPE REPAIR AT  
ANAHEIM BUS BASE CHASSIS WASH BAY**

**C-2-2210  
EXHIBIT B**

No separate measurement or payment will be made for the work of this section.

**END OF SECTION**



**SECTION 01 71 13**

**MOBILIZATION AND DEMOBILIZATION**

**PART 1 - GENERAL**

**1.01 DESCRIPTION**

- A. This section consists of the Contractor furnishing all transportation, labor, materials and equipment necessary and incidental to mobilization and demobilization to perform the work of this contract. Work for mobilization and demobilization as specified in this section consists of preparatory work and operations at the start of the Contract Work and removal of those items at Contract completion. Contractor shall provide written construction notices to residents and tenants adjacent to the project site per City requirements.

**1.02 DEFINITIONS**

- A. Mobilization is operations necessary for the movement and arrival at the worksite of personnel, equipment, supplies, and appurtenances, all in ready and satisfactory working and operational order, which the Contractor intends to use for the work; for the establishment of all temporary offices and Contractor-owned structures and other temporary facilities necessary to perform the work; proper safety training of project personnel; and for incidental work and operations which must be performed prior to beginning work on the various contract items.
- B. Demobilization is operations necessary for the removal of all personnel, equipment, supplies, appurtenances, Contractor-owned structures, temporary facilities, materials, and debris from the worksite and restoration of site and surrounding properties, affected by the Contractor's activities, to pre-construction conditions, as approved by OCTA Project Manager.

**1.03 SUBMITTALS**

- A. Shop Drawing showing the installation of any pollution control/SWPPP features required for the Project to be established on the site prior to initiating construction, maintained for the duration of construction and removed upon completion of construction.
- B. Copies of all required permits obtained prior to starting Work covered by the permit.
- C. List of tenants that need to get the construction notice.
- D. Proof from the post office that all letters (construction notices) got sent.



**PART 2 - PRODUCTS**

Not Used

**PART 3 – EXECUTION**

**3.01 GENERAL**

- A. The Contractor shall provide personnel, equipment, temporary facilities, construction materials, tools, and supplies at the worksite at the time they are scheduled to be required.
- B. The Contractor shall locate plant or equipment appropriately close to the portion of the work for which it will be used.
- C. The Contractor shall obtain all necessary permits required by the local jurisdictions to perform the work of this Contract. The Contractor shall provide OCTA Project Manager copies of all permits obtained prior to starting work covered by the permit.
- D. The Contractor shall install pollution control features required by permits for the construction. These features shall be maintained throughout the duration of construction and removed at the completion of construction.
- E. Upon completion of the work, the Contractor shall remove all equipment, temporary facilities, construction tools, apparatus, equipment, unused materials and supplies, plant, and personnel from the worksite and shall leave the worksite in a clean and satisfactory condition as approved by OCTA Project Manager.

**PART 4 – MEASUREMENT AND PAYMENT**

Work is considered incidental to work under other payment items and no separate payment will be made.

**END OF SECTION**



**SECTION 01 71 23**

**FIELD ENGINEERING**

**PART 1 – GENERAL**

**1.01 DESCRIPTION**

A. Work Includes:

1. Employ land surveyors and professional engineers, licensed in the State of California, to perform surveying and field engineering as required per Contract Documents.
2. Establish and maintain baselines and field control points as required for construction layout survey.
3. Perform survey and measurement to establish design lines and grades.
4. Layout of the Work.
5. Other engineering services, as necessary, to accomplish the Work.

**1.02 GENERAL**

- A. Contractor shall locate and protect all adjacent areas, utilities, equipment, buses, cars, and appurtenances.
- B. Control area of work, so that it does not interrupt bus maintenance and operations activities, or bus or car traffic flow on the site. Provide barricade and traffic signs around work area, excavations, and contractor's equipment. Provide flashing lights from dusk to dawn on all sides of construction work.
- C. Promptly report and repair to the Engineer's satisfaction disruption in utilities caused by construction work. Repair disruption of utilities immediately.
- D. Make no changes without prior written notice to the Engineer.

**1.03 SUBMITTALS**

- A. Submit for OCTA's approval the name and professional history of the land surveying firm designated by the Contractor as its project surveyor.
  1. At a minimum the project surveyor must have five to ten years of verifiable experience performing field survey.



- B. On request, submit to OCTA Project Manager documentation that verifies accuracy of field engineering work and surveying work. Submit data certifying the all dimensions, elevations, and locations of improvement are in conformance, or non-conformance, with Contract Documents at end of Project.
- C. Prior to completion of project and when requested by OCTA Project Manager, submit a copy of site drawing prepared by California registered engineer and signed by land surveyor verifying that the elevations and locations of the work are in conformance with contract documents.
- D. Contractor shall submit a complete copy of the baseline survey field notes and final layout.
- E. Contractor shall provide As-built redline drawings to the Authority at the completion of the Project.

#### **1.04 REQUIREMENTS**

- A. Field Engineering: Provide field engineering services, as necessary. Utilize recognized engineering practices.
- B. Verification: Verify all existing dimensions before starting work. Record all existing pavement striping and markings and submit this record to OCTA before commencing any demolition work.
- C. Layout and Control of the Work: Establish elevations, lines, and grade for all Work under this Contract. Locate and lay out by instrumentation and similar appropriate means. Contractor is responsible for all construction field survey and setting of grades and slopes. New asphalt or concrete paving flow patterns should merge with existing flow patterns on the site so that flow of water is directed towards existing gutters, swales, and storm drains on site. Protect in place existing storm drain system, swales, gutters, concrete walk, storm drain inlets, channel wall, fencing, on-site storage, OCTA equipment, and property during construction.
- D. Verification of Work: Periodically verify layout and completed conditions of the Work by same means.
- E. Project area shall be cordoned off using traffic cones during each construction phase on all sides at end of work day. Traffic cones shall be removed by the end of each work day.

#### **1.05 QUALITY CONTROL**

- A. Contractor shall maintain a complete and accurate log of control and survey work as it progresses.



- B. OCTA Project Manager reserves the option to check Contractor's survey measurements and calculations. Whether OCTA Project Manager exercises this option or not, the requirement for accuracy will not be waived.
- C. On completion of construction and major site improvements, Contractor shall prepare a final certified survey illustrating dimensions, locations, angles, and elevations of construction and work site.

## **PART 2 – PRODUCTS**

Not Used

## **PART 3 – EXECUTION**

### **3.01 EXAMINATION**

- A. Verify locations of survey control points prior to starting any work on the project site. Contractor shall field verify all existing dimensions, conditions, layout, grading that will affect the project before commencing any work.
- B. Review OCTA record drawings for underground utilities and field verify all utilities that may affect construction activities before demolition work and excavation. Contractor shall utilize an independent utility locator company to survey and map any and all utilities that may affect construction activities and determine if there are any utility lines in conflict with construction of this project.
- C. Contractor shall conduct survey (line and grade) of existing improvements such as top of curb, finished surface, flow lines etc. before any demolition or removal is undertaken. Areas where pavement has failed or settled shall be documented.
- D. Immediately notify OCTA Project Manager of any discrepancies discovered.
- E. Finished grade shall match existing grade and ensure positive drainage is provided.

### **3.02 SURVEYS AND RECORDS**

- A. Working from lines and grades established by baseline survey as shown in relation to work, establish and maintain bench marks and other dependable markers to set lines and levels for work on site as needed to locate each element of the project.
- B. Contractor shall inform tradesmen performing the work of marked lines and grades provided for their use in layout work.



- C. Contractor shall provide a complete copy of baseline survey field notes and final layout to OCTA Project Manager prior to starting construction.
- D. Certify all lines and grades to OCTA.

**3.03 SURVEY REFERENCE POINTS**

- A. Contractor shall locate and protect survey control and reference points. Preserve permanent reference points during construction.
- B. Contractor shall establish appropriate control datum for construction survey.
- C. Contractor shall report to OCTA Project Manager the loss or destruction of any reference points or relocation required because of changes in grades or other reasons.
- D. Contractor shall replace dislocated survey control points based on original survey control and shall make no changes without prior written notice to and approval by OCTA Project Manager.

**PART 4 - MEASUREMENT AND PAYMENT**

No separate measurement or payment will be made under this section.

**END OF SECTION**



**THIS PAGE DELIBERATELY LEFT BLANK**



**SECTION 01 73 29  
CUTTING AND PATCHING**

**PART 1 - GENERAL**

**1.01 SECTION INCLUDES**

- A. Requirements and limitations for cutting and patching of Work.

**1.02 RELATED SECTIONS**

- A. Section 01 11 00 - Summary of Work.
- B. Individual Product Specification Sections:
  - 1. Cutting and patching incidental to Work specified in the Section.
  - 2. Coordination with Work specified in other Sections for openings required to accommodate Work specified in those other Sections.
- C. Include:
  - 1. Identification of Project.
  - 2. Location and description of affected Work.
  - 3. Explanation of necessity for irregular cutting and patching procedures.
  - 4. Description of proposed special work and alternate products to be used.
  - 5. Alternatives to cutting and patching.
  - 6. Effect on existing construction and, if applicable, work being performed for the Authority under separate contracts.
  - 7. Date and time Work will be executed.
  - 8. Written permission of affected separate contractor.

**PART 2 - PRODUCTS**

**2.01 MATERIALS**

- A. Primary Products: As required for original installation and to match surrounding



construction.

- B. Product Substitution: For each proposed change in materials, submit request for substitution under provisions of Section 01 60 00 - Product Requirements.

### **PART 3 - EXECUTION**

#### **3.01 EXAMINATION**

- A. Examination, General: Inspect existing conditions prior to commencing Work, including elements subject to damage or movement during cutting and patching.
- B. After uncovering existing Work, inspect conditions affecting proper accomplishment of Work.
- C. Beginning of cutting or patching shall be interpreted to mean that existing conditions were found by Contractor to be acceptable.

#### **3.02 PREPARATION**

- A. Temporary Supports: Provide devices and methods to protect other portions of Project from damage by providing temporary supports.

#### **3.03 CUTTING AND PATCHING**

- A. Cutting and Patching:
  - 1. Execute cutting, fitting, patching, excavation, and fill, to complete Work.
  - 2. Coordinate installation or application of products for integrated Work.
- B. Remedial Work: Remove and replace defective or non-conforming Work.

#### **3.04 PERFORMANCE**

- A. Cutting and Patching:
  - 1. Execute demolition, cutting and patching by methods to avoid damage to adjoining Work, and which will provide appropriate surfaces to receive final finishing.
  - 2. Saw cut asphalt concrete or Portland cement concrete paving for smooth edges. Do not overcut corners.



3. Contractor is required to take all precautions during construction to prevent damage to OCTA buses, property, equipment, utilities, and OCTA personnel. All precautions are to be taken per CAL-OSHA code to prevent accidents, and damage to adjacent OCTA property and appurtenances.

**B. Restoration:**

1. Restore Work with new products as specified in individual Sections.
2. Where affected or uncovered by construction work, finish adjacent surfaces and background to condition before construction. Match material, paint, and finish to nearest joint. Re-paint all curbs, traffic striping, legends, parking stalls, numbers, and paving as existed before construction. Damage to adjacent or OCTA property shall be repaired, at the Contractor's expense, to a condition as existed before construction and to OCTA's Project Manager's satisfaction.

- C. Finishing:** Refinish (material and paint) surfaces to match adjacent and similar finishes as used for the Project. (match material and paint finish). For continuous surfaces, refinish with material and paint to nearest intersection or natural break or joint. Replace equipment or appurtenances damaged due to demolition, cutting or patching work during construction. Provide material quality to level equal to or better than that which existed before construction started.

**PART 4 - MEASUREMENT AND PAYMENT**

No separate measurement or payment will be made under this section.

**END OF SECTION**



**SECTION 01 74 19**

**CONSTRUCTION WASTE MANAGEMENT AND DISPOSAL**

**PART 1 - GENERAL**

**1.01 DESCRIPTION**

- A. Work Includes: Procedures for ensuring optimal diversion of construction and demolition waste generated by the Project, and documentation procedures for tracking waste generation and diversion.

**1.02 DEFINITIONS**

- A. Certified Mixed Debris Processing Facility: A solid waste processing facility that accepts loads of mixed debris for the purpose of recovering re-usable and recyclable materials and disposing of the non-recyclable residual material.
- B. Class III Landfill: A landfill that accepts non-hazardous solid waste such as household, commercial, and industrial solid waste. A Class III landfill shall have a California Integrated Waste Management Board (CIWMB) solid waste facilities permit and is regulated by the Local Enforcement Agency.
- C. Construction and Demolition (C&D) Debris: Solid waste and recyclable materials that result directly from construction and demolition of buildings and other structures, do not contain hazardous waste (as defined in CCR Title 22, Section 66621.3, *et seq.*), and contain no more than 1 percent putrescible wastes by volume, calculated on a monthly basis. C&D debris includes, but is not limited to: asphalt, concrete, portland cement, brick, lumber, wallboard, roofing material, ceramic tile, pipe, glass and associated packaging.
- D. Disposal: Acceptance of solid waste at a legally operating facility for the purpose of landfilling.
- E. Diversion: Activities that result in reducing the amount of waste disposed at a landfill. This can include source reduction activities, composting, recycling, and reuse.
- F. Inert Backfill Site: A location, other than inert fill or other disposal facility, to which inert waste is taken for the purpose of filling an excavation, shoring, or another soils engineering operation.
- G. Inert Fill: A facility that can legally accept inert waste such as asphalt and concrete exclusively for the purpose of disposal.
- H. Inert Debris/Inert Waste: Solid waste and recyclable materials that are source separated or separated for reuse, do not contain hazardous waste (as defined in



CCR, Title 22, section 66261.3 et. seq.) or soluble pollutants at concentrations in excess of applicable water quality objectives, and do not contain significant quantities of decomposable waste. Inert debris may not contain more than 1 percent putrescible wastes by volume calculated on a monthly basis. Gravel, rock, soil, sand and similar materials, whether processed or not, that have never been used in connection with any structure, development, or other human purpose are not inert debris.

- I. Mixed Debris: Material that includes commingled recyclable and non-recyclable construction and demolition debris.
- J. Mixed Debris Processing Facility: A solid waste processing facility that accepts loads of mixed debris for the purpose of recovering re-usable and recyclable materials and disposing of the non-recyclable residual materials. Refer also to Certified Mixed Debris Processing Facility.
- K. Permitted Waste Hauler: A company that possesses a valid and current permit from the County of Riverside to collect and transport solid waste from individuals or businesses in the County of Riverside.
- L. Recycling: The process of sorting, cleaning, treating, and reconstituting materials for the purpose of using the altered form in the manufacture of a new product. Recycling does not include burning, incinerating, or thermally destroying solid waste.
  - 1. On-site recycling materials that are sorted and processed for use in an altered form in the Project, (e.g. concrete is crushed for use as base for a parking lot on the site).
  - 2. Off-site recycling source-separated materials hauled to another location and used in an altered form in the manufacture of a new product.
- M. Recycling Facility: An operation that can legally accept materials for the purpose of processing the materials into an altered form for the manufacture of a new product. Depending on the types of materials accepted and operating procedures, a recycling facility may or may not be required to have a Solid Waste Facilities permit from the CIWMB or be regulated by the Local Enforcement Agency.
- N. Reuse: Materials that are recovered for use in the same form. This includes materials that are reused on-site or off-site.
- O. Salvage: Materials recovered for reuse or sale or donation to a third party.
- P. Source Reduction: Any action causing a net reduction in the generation of solid waste. Source reduction includes, but is not limited to, reducing the use of non-recyclable materials, replacing disposable materials and products with reusable materials and products, reducing packaging, and reducing the amount of yard waste generated.
- Q. Source-Separated Materials (Construction and Demolition Debris): Material that is



sorted at the site of generation by individual material type for the purpose of reuse or recycling, i.e., loads of concrete that are source-separated for delivery to a base course recycling facility to be crushed into road base material.

- R. Solid Waste: Shall mean waste that the CIWMB has deemed acceptable for disposal at a Class III landfill and shall not include source-separated material.
- S. Transfer Station: A facility that can legally accept solid waste for the purpose of temporarily storing the materials for re-loading onto other trucks and transporting materials to a landfill for disposal, or recovering some materials for reuse or recycling. Transfer stations must be permitted by the CIWMB and regulated by the Local Enforcement Agency.

### **1.03 SUBMITTALS**

- A. Waste Management Plan (WMP): Conduct a site assessment and estimate the types and quantities of materials, under the Project, that are anticipated for on-site or off-site processing, recycling, reuse, or disposal.
  - 1. Not more than 10 working days after Notice to Proceed, submit to OCTA Project Manager a written WMP. The plan shall show the percentage of recycling for inert debris expected from the Project and the percentage recycling for the remaining C&D debris expected from the Project. While no minimum amounts of recycling have been established for this project, Contractor shall make every reasonable effort to achieve a minimum of 50% by weight of material that is recycled, re-used, salvaged or otherwise diverted from landfill.
  - 2. OCTA Project Manager's approval of the Contractor's WMP will not otherwise relieve the Contractor of responsibility for adequate and continuing control of pollutants and other environmental protection measures.
  - 3. Dirt and excavation spoils, whether reused as fill or not, will not be counted in the calculation of diverted and disposed materials.
- B. Solid Waste Diversion and Disposal Report (SWDD Report): One week prior to the first of every month, and prior to Contractor's monthly progress estimate for payment, Contractor shall prepare and submit to OCTA Project Manager a written SWDD report quantifying all material generated in the Project which was either disposed or diverted from disposal through reuse or recycling during the time period covered by the SWDD report and progress payment. Include in the Report a cumulative history of the diversion and disposal for the Project. Attach supporting documentation including manifests, weigh tickets, receipts, reports, invoices, and other supporting documents specifically identifying the project, the recyclables and solid waste generated by the Project, and where the material was sent. The final SWDD report shall cover the complete time period of the Project and shall contain a list of the total waste disposed and/or diverted for each reporting period. The final SWDD report and supporting documentation shall be submitted within 30 Calendar Days of Project completion.



**1.04 WASTE MANAGEMENT PLAN SUBMITTAL MEETING**

- A. On or about 5 working days after Notice to Proceed, OCTA Project Manager will schedule and attend a meeting with the Contractor to discuss the proposed WMP submittal. This meeting shall be held to allow the OCTA and the Contractor an opportunity to develop a mutual understanding regarding the recycling and reuse requirements and programs.

**1.05 REUSE, SALVAGE, AND RECYCLING OPTIONS**

- A. Contractor shall make use of as many reuse and salvage options as is feasible. One option is the California Materials Exchange (CalMAX), a free program sponsored by the CIWMB.
- B. Recycling shall include both on-site and off-site recycling of source-separated materials, as well as mixed debris recycling efforts.
- C. On-site recycling program shall produce a quality product to meet the specifications identified in the Contract Documents, subject to approval. Estimate the amount of material to be used in the Project and include a program for off-site recycling of any excess material that cannot be used in the Project.
- D. Develop and implement a program to include source separation of solid waste, to the greatest extent feasible, of the following types:
  - 1. Asphalt
  - 2. Concrete and concrete block
  - 3. Rock
  - 4. Wood (lumber)
  - 5. Green material (i.e. tree trimmings)
  - 6. Metals
- E. Mixed Debris Recycling: Develop and implement a program to transport loads of commingled construction and demolition materials that cannot be feasibly source separated to a mixed debris recycling facility.

**1.06 HAULING AND DISPOSAL OPERATIONS**

- A. Hauling: Arrange the collection and hauling of C&D debris by a waste hauler that is permitted by the County of Orange Waste Management Department and Agencies



as applicable.

- B. Recycling And Processing Facilities: Transport C&D debris to recycling or processing facilities. Contractor shall be familiar with the requirements for acceptance of C&D materials at the recycling and processing facilities before the material is delivered. Always call facilities in advance to verify requirements.
- C. Disposal Facilities: Transport C&D debris that cannot be delivered to a recycling or processing facility, to a transfer station or disposal facility that can legally accept the materials for the purpose of disposal.
- D. Site Disposal: Do not burn, bury, or otherwise dispose of solid waste on the Project job-site. All trash, debris, and removed materials shall be hauled away and legally disposed off-site on the same day they are removed.

## **PART 2 – PRODUCTS**

Not Used

## **PART 3 – EXECUTION**

Not Used

## **PART 4 – MEASUREMENT AND PAYMENT**

No separate measurement or payment will be made under this section.

**END OF SECTION**



**SECTION 01 74 23**

**CLEANING**

**PART 1 - GENERAL**

**1.01 DESCRIPTION.**

A. Work Included:

1. Execute cleaning, during progress of the work, and at completion of the work.

B. Related Work Specified Elsewhere:

1. Cleaning for specific products or work; the respective specification section for that work.
2. Refer to Section 01 14 25, Procedures in Construction for requirements for restoration of project site(s), including but not limited to photographic documentation.
3. Refer to Section 01 71 13, Mobilization and Demobilization for requirements for removal of all of Contractors facilities, equipment and tools.

**1.02 DISPOSAL REQUIREMENTS.**

- A. Conduct cleaning and disposal operations to comply with all applicable codes, local codes, ordinances, regulations and laws, rules and practices.
- B. Conform to requirements of 01 74 19, Construction Waste Management and Disposal.

**PART 2 - PRODUCTS**

**2.01 MATERIALS**

- A. Use only those cleaning materials which will not create hazards to health or property and which will not damage surfaces.
- B. Use only those cleaning materials and methods recommended by manufacturer of the surface material to be cleaned.
- C. Use cleaning materials only on surfaces recommended by cleaning material manufacturer.



**PART 3 - EXECUTION**

**3.01 CLEANING DURING CONSTRUCTION**

- A. Provide all labor and equipment required to remove trash and broom clean project sites as required, including surrounding areas affected by construction activities.
- B. Provide all labor and equipment required to load, haul, and legally dispose of all construction trash and debris at the end of each work day throughout the duration of the project.
- C. Pay all dump fees required to legally dispose of materials.
- D. Clean streets adjacent to the project site as required to meet the requirements of all local, City, County and State authorities.
- E. Clean and wash parking lots and driveways.
- F. Provide labor to clean the office trailer once a week.
- G. Clean up all excess concrete from site concrete work.
- H. Wet down dry materials and rubbish to prevent blowing dust.
- I. At reasonable intervals during progress of work and at the end of each work day, remove waste materials, debris and rubbish from site and dispose of legally away from site.
- J. Handle waste materials and debris in a controlled manner with as few handlings as possible; do not drop or throw materials from heights.
- K. Schedule cleaning operations so that dust and other contaminants resulting from cleaning process will not fall on wet or newly painted surfaces.
- L. Do not place in fills or backfills or bury at site any waste material, rubbish or debris. Remove such material from project to a lawful disposal area by the end of each work day; pay all associated hauling and dumping charges.
- M. Perform any additional cleaning or cleaning at shorter intervals when instructed to do so by OCTA Project Manager.

**3.02 FINAL CLEANING**

- A. SUBSTANTIAL COMPLETION REVIEW CLEANING, GENERAL



1. Substantial Completion Review Cleaning, General: Execute a thorough cleaning prior to Substantial Completion review by the Engineer.
  - a. Clean surrounding areas affected by construction. Clean and repair all surrounding areas and appurtenances such as curbs, gutters, swales, storm drain, platforms, equipment, vents, buses, fences, Apex boxes, light concrete pedestal, landscaping, and driveways. Repair equipment, curbs, surrounding driveways, landscaping, and site affected by the construction work by thorough brooming and washdown. Remove all oil, concrete, debris, and paint from the surfaces mentioned.
  - b. Remove waste and surplus materials, rubbish and temporary construction facilities, utilities and controls from site.
2. Employ experienced workmen, or professional cleaners, for final cleaning.
3. In preparation for occupancy, conduct final inspection of sight-exposed surfaces, and of concealed spaces.
4. Remove grease, dust, dirt, stains, labels, fingerprints, and other foreign materials, from sight-exposed finished surfaces; polish surfaces so designated to shine finish.
5. Wash and shine glazing and mirrors.
6. Repair, patch and touch up marred surfaces to specified finish, to match adjacent surfaces.
7. Water-jet clean paved surfaces; rake clean other surfaces of grounds. Comply with SWPPP BMP measures.
8. Remove all protective construction coverings and coatings.
9. Contaminated Earth: Final clean-up operations shall include removal and lawful disposal of earth that is contaminated or unsuitable for support of plant life in planting areas, as well as filling of resulting excavations with suitable soil. Contaminated areas include those used for disposal of waste concrete, mortar, plaster, masonry and similar materials; areas in which washing out of concrete and plaster mixes or washing of tools and other similar cleaning operations have been performed; and areas that have been oiled, paved or chemically treated. Do not dispose of waste oil, solvents, paints, solvents and similar material of a penetrating nature by depositing or burying on OCTA's property.
10. Maintain cleaning until project is occupied.
11. Final cleaning shall be done to the satisfaction of OCTA Project Manager.

**B. FINAL COMPLETION INTERIOR CLEANING**



1. Final Completion Cleaning, General: Complete final cleaning before submitting final Application for Payment.
  - a. Remove asphalt, oil, grease, mastic, adhesives, dust, dirt, stains, fingerprints, labels, concrete material, and other foreign materials from all visible exterior surfaces.
  - b. Remove dust from all horizontal surfaces not exposed to view, including equipment, light standards, ledges, utilities, buses, apex boxes, and plumbing fixtures on site affected by construction.
  - c. Repair all disrupted or broken appurtenances which were damaged during construction to a new condition to the OCTA's Project Manager's satisfaction.
2. Clean all adjacent walls, equipment, and other appurtenances mentioned in article 3.1.A.1 above affected by construction work including areas adjacent to construction and on site.
3. Clean construction area in which phase has been completed and re-stripe before begin of next phase of work

**C. FINAL COMPLETION SITE CLEANING**

1. Site Cleaning: Broom clean exterior paved surfaces. Rake clean other surfaces of the grounds affected by construction material.
  - a. Wash down and scrub where necessary all paving soiled as a result of construction activities. Thoroughly remove material droppings, asphalt splatters, stains, oil, and adhered soil.
  - b. Remove from the site all construction waste, unused materials, excess soil and other debris resulting from the Work.

**PART 2 – PRODUCTS**

Not Used

**PART 3 – EXECUTION**

Not Used

**PART 4 – MEASUREMENT AND PAYMENT**



**DRAINAGE PIPE REPAIR AT  
ANAHEIM BUS BASE CHASSIS WASH BAY**

**C-2-2210  
EXHIBIT B**

No separate measurement or payment will be made under this section.

**END OF SECTION**



**SECTION 01 77 00**

**CLOSEOUT PROCEDURES**

**PART 1 – GENERAL**

**1.01 SUMMARY**

A. Section Includes:

1. Administrative and procedural requirements for contract closeout, including, but not limited to, the following:
  - a. Substantial Completion procedures.
  - b. Final Acceptance procedures.

B. Related Sections:

1. Section 01 74 23, Cleaning, for final cleaning of project site(s).
2. Section 01 78 00, Closeout Submittals, for operation and maintenance manual requirements.
3. Section 01 78 00, Closeout Submittals, for submitting record drawings, record specifications, and record product data.
4. Section 01 78 36, Warranties and Guarantees and Bonds, for submitting Warranties.
5. Divisions 02 through 48 sections for any specific closeout requirements for the work in those sections.

**1.02 SUBSTANTIAL COMPLETION**

- A. Preliminary punch list review: At Contractor's request, the Engineer will attend a preliminary Contract closeout review, not earlier than 14 days prior to anticipated Substantial Completion review day. The Engineer and Contractor shall conduct a brief walk-through of Project to review scope, adequacy and completeness of the Work. The Engineer will prepare a typewritten list of items to be completed and corrected (preliminary punch list).



- B. Before requesting review/inspection for determining date of Substantial Completion, the Contractor shall complete the following:
1. Execute cleaning and clear site of temporary facilities and controls, as specified in Section 01 50 00 Temporary Facilities and Controls and in Section 01 74 23 Cleaning.
  2. Prior to Substantial Completion review, complete all testing, inspection, balancing, sterilization and cleaning of the Work. Obtain final City Inspection and City sign-off required for the Project. Provide original of final sign-off cards to the Authority.
  3. Advise OCTA of pending insurance changeover requirements.
  4. Submit specific warranties, workmanship bonds, maintenance service agreements, final certifications, and similar documents. Refer to Section 01 78 00, Closeout Submittals for requirements.
  5. Obtain and submit releases permitting OCTA unrestricted use of the work and access to services and utilities. Include occupancy permits, operating certificates, and similar releases.
  6. Prepare and submit project record documents, operation and maintenance manuals, final completion construction photographic documentation, damage or settlement surveys, property surveys, and similar final record information. Refer to Section 01 78 00, Closeout Submittals for requirements.
  7. Deliver tools, spare parts, extra materials, and similar items to location designated by Owner. Label with manufacturer's name and model number where applicable.
  8. Make final changeover of permanent locks and deliver keys to OCTA Project Manager. Advise OCTA's personnel of changeover in security provisions.
  9. Complete startup testing of systems.
  10. Submit test/adjust/balance records.
  11. Terminate and remove temporary facilities from project site, along with mockups, construction tools, and similar elements. Refer to Section 01 71 13, Mobilization and Demobilization for requirements.
  12. Advise OCTA Project Manager of changeover in utilities.



13. Submit changeover information related to OCTA's occupancy, use, operation, and maintenance.
  14. Complete final cleaning requirements, including touchup painting. Refer to Section 01 74 23, Cleaning for requirements.
  15. Touch up and otherwise repair and restore marred exposed finishes to eliminate visual defects.
- C. Contractor's Certification: The Contractor shall submit to the Engineer written certification that Contract Documents have been reviewed, Work has been inspected, and that Work is complete in accordance with Contract Documents and ready for Substantial Completion review by the Engineer. Provide five working days notice to the Engineer that Work is substantially complete.
- D. Punch List Review: The Authority's Engineer, and the responsible design consultants, as may be necessary, will attend a Contract closeout review and conduct a walk-thorough of Project to review the updated list of items to be completed and corrected (Punch List).
1. Contractor shall prepare a list and record additions, deletions, and revisions as noted by the Engineer for completion or correction.
  2. The Contractor shall complete all items on the punch list and notify the Engineer the completed items. The Engineer will update and distribute the revised Punch List after his next walk-through.
  3. Costs of additional visits caused by incomplete scope of work or punch list items after the second visit to the site by the Engineer and the design consultants, to review completion and correction of Work, shall be reimbursed to the Authority by the Contractor.
- E. Inspection: Submit a written request for inspection for Substantial Completion. On receipt of request, OCTA Project Manager will either proceed with inspection or notify Contractor of unfulfilled requirements. OCTA Project Manager will prepare the Certificate of Substantial Completion after inspection or will notify Contractor of items, either on Contractor's list or additional items identified by OCTA Project Manager, that must be completed or corrected before certificate will be issued.
1. Re-inspection: Request re-inspection when the work identified in previous inspections as incomplete is completed or corrected.



2. Results of completed inspection will form the basis of requirements for final completion.

### **1.03 FINAL ACCEPTANCE**

- A. Preliminary Procedures: Before requesting final inspection for determining final acceptance, complete the following:
  1. A final Application for Payment according to Section 01 29 00, Payment Procedures and the General Provisions of the Contract.
  2. Submit certified copy of OCTA Project Manager's Substantial Completion inspection list of items to be completed or corrected (punch list), endorsed and dated by OCTA Project Manager. The certified copy of the list shall state that each item has been completed or otherwise resolved for acceptance.
  3. Submit evidence of final, continuing insurance coverage complying with insurance requirements.
  4. Instruct OCTA's personnel in operation, adjustment, and maintenance of products, equipment, and systems.
- B. Inspection: Submit a written request for final inspection for final acceptance. On receipt of request, OCTA Project Manager will either proceed with inspection or notify Contractor of unfulfilled requirements. OCTA Project Manager will prepare a final Certificate for Payment after inspection or will notify Contractor of construction that must be completed or corrected before certificate will be issued.
  1. Re-inspection: Request re-inspection when the work identified in previous inspections as incomplete is completed or corrected.
- C. Engineer's Certification: The Engineer determines that the list of items to be completed and corrected (Punch List) is sufficiently complete for the Authority to occupy the Project area for the use to which it is intended.
- D. Notice of Completion: The Authority, after receipt of the Engineer's certification, will record a Notice of Completion with the county.

### **PART 2 – PRODUCTS**

Not Used



**PART 3 - EXECUTION**

Not Used

**PART 4 - MEASUREMENT AND PAYMENT**

No separate measurement or payment shall be made under this section.

**END OF SECTION**



**SECTION 01 78 00  
CLOSEOUT SUBMITTALS**

**PART 1 - GENERAL**

**1.01 SUMMARY**

**A. Section Includes:**

1. Maintain at the site for OCTA Representative one record copy of Project record documents, including:
  - a. Record drawings.
  - b. Record specifications.
  - c. Addenda.
  - d. Change Orders and other Modifications to the Contract.
  - e. OCTA's field orders and written instructions.
  - f. Reviewed and Accepted Shop Drawings, Product Data and Samples.
  - g. Field Test Reports.
  - h. Referenced Documents.

**B. Related Sections:**

1. Section 01 77 00, Closeout Procedures.
2. Section 01 78 36, Warranties and Guarantees and Bonds.
3. Section 01 33 00, Submittal Procedures.
4. Sections in Division 02-49 for specific requirements related to work of those sections.
5. General Conditions for all financial and payment requirements.

**1.02 SUBMITTALS**

- A. At Contract close-out, deliver Record Documents to the OCTA's representative.
- B. Accompany submittal with transmittal letter in duplicate, containing:



1. Date;
  2. Project title and contract number;
  3. Contractor's name and address;
  4. Title and number of each Record Document; and
  5. Signature of Contractor or his authorized representative.
- C. Submit in accordance with Section 01 33 00, Submittal Procedures.
- D. Record Drawings: Submit one set of full size marked-up record prints. Submit also as pdf electronic file on electronic media acceptable to OCTA Project Manager.
- E. Record Specifications: Submit one set of contract specifications, including addenda and contract modifications. Submit also as pdf electronic file on electronic media acceptable to OCTA Project Manager.
- F. Record Product Data: Submit one marked-up copy of each product data submittal. Submit also as pdf electronic file on electronic media acceptable to OCTA Project Manager.
1. Product data need not be submitted separately if included in operation and maintenance manuals.
- G. Shop Drawings: Submit one hard copy of reviewed and accepted shop drawings. Also submit as PDF files and AutoCAD files on a CD ROM.
- H. Operations and Maintenance Manual:
1. Manual content is specified in individual specification sections to be reviewed at the time of section submittals. Submit review manual content formatted and organized as required by the section. Where applicable, clarify and update reviewed manual content to correspond to modifications and field conditions.
  2. Submit three paper copies of each Operations and Maintenance Manual. Include a complete operation and maintenance directory. Enclose tile pages and directories in clear plastic sleeves.
  3. Submit PDF electronic file on digital media acceptable to OCTA Project Manager. Assemble each manual into a composite electronically-indexed file.
  4. Initial Manual Submittal: Submit draft copy of each manual at least 30 calendar days before commencing demonstration and training. OCTA Project Manager will comment on whether general scope and content of manual are acceptable.



- a. Correct or modify each manual to comply with OCTA Project Manager's comments. Submit copies of corrected manual within 15 calendar days of receipt of comments and prior to commencing demonstration and training.
- 5. Final Manual Submittal: Submit each manual in final form before requesting inspection for Substantial Completion and at least 15 calendar days before commencing demonstration and training.
- I. Other Documents: Unless otherwise specified, submit one (1) hard copy and a PDF electronic file of each document required herein.

**1.03 FINAL COMPLETION SUBMITTALS:**

- A. Final Submittals: Submit to the Engineer all documents and products required by Specifications to be submitted, including the following which apply:
  - 1. Project record drawings and specifications.
  - 2. Operations and Maintenance data.
  - 3. Guarantees, warranties and bonds.
  - 4. Test reports and certificates of compliance.
  - 5. Local Regulatory Jurisdiction(s) final Sign-off, including any and all documents required by governing authorities, utilities and other agencies, building permit cards, inspection cards signed-off as final by the inspectors, and certifications of inspections and tests.
- B. Certificates of Compliance and Test Report Submittals: Submit to the Engineer certificates and reports as specified, as required by manufacturers for warranty and guarantee purposes, and as required by authorities having jurisdiction.
- C. Subcontractor List: Submit to the Engineer five copies of updated Subcontractor and Materials Supplier List.
- D. Warranty Documents: Prepare and submit to the Engineer warranties and bonds as specified in Section 01 78 36 Warranties and Guarantees and Bonds.
- E. Final Payment: A final Application for Payment will be furnished by the Authority. The Authority will process the final payment per the General Provisions of the Contract.

**1.04 PROJECT RECORD DOCUMENTS - GENERAL**

- A. Maintain on site, one set of the following record documents and record actual construction and all revisions to the Work:



1. Contract Drawings.
2. Project Manual, with Specifications, Addenda, Change Orders and other instruments modifying the Contract.
3. Reviewed shop drawings, product data and samples.
4. Store Record Documents separate from documents used for construction.

**1.05 RECORD DRAWINGS:**

- A. Record Prints: Maintain one set of black-line white prints of the contract drawings and shop drawings for the sole purpose of recording all as-built changes to the work.
- B. Preparation: Record information continuously as Work progresses. Do not conceal Work permanently until all required information is recorded. Require individual or entity who obtained record data, where individual or entity is installer, subcontractor, or similar entity, to prepare the marked-up record prints. Legibly and to scale, mark a reproducible set of Contract Drawings to record actual construction where installation varies from that shown on contract drawings, including:
  1. Measured dimensions and cross section of work.
  2. Measured horizontal and vertical locations of underground utilities, ducts, and vents from specific wall locations, including all new utilities installed and utilities found, abandoned or left in place, referenced to permanent surface improvements and to visible and accessible features of the structure.
  3. Field changes of dimensions and details.
  4. Details not on original Contract Drawings and any other changes to the original Contract Drawings (Changes of location of utilities, equipment, and other accessories).
  5. As-Built information shall be shown along with RFIs, Submittals, Change Orders, or other indicating source of changes. References to written changes such as RFI's of Field Directives should be clouded on the drawings with a copy of the written direction attached to the set of drawings.
  6. Give particular attention to information on concealed elements that would be difficult to identify or measure and record later.
  7. Accurately record information in an understandable drawing technique.
  8. Record data as soon as possible after obtaining it. Record and check the markup before enclosing concealed installations.



- C. Mark record sets in red ink. Use other colors as required to distinguish between changes for different categories of the work at same location.
  - 1. Mark important additional information that was either shown schematically, such as conduit runs, or omitted from original drawings.
  - 2. Note work change RFI numbers, directive numbers, alternate numbers, change order numbers, and similar identification, where applicable.

#### **1.06 RECORD SPECIFICATIONS**

- A. Preparation: In PART 2 – PRODUCTS in each specification section, legibly mark in red ink and record actual products installed or used
  - 1. Give particular attention to information on concealed products and installations that cannot be readily identified and recorded later.
  - 2. Mark copy with the proprietary name and model number or catalog number of products, materials, and equipment furnished, including substitutions or alternates utilized and product options selected.
  - 3. Record the name of manufacturer, supplier, installer, and other information necessary to provide a record of selections made.
  - 4. For each principal product, indicate whether record product data has been submitted in operation and maintenance manuals instead of submitted as record product data.
  - 5. Note related addenda, change orders, record product data, and record drawings, and other instruments modifying the Contract, where applicable.

#### **1.07 SHOP DRAWINGS**

- A. Maintain as record documents.
  - 1. Legibly annotate drawings to record changes made after review.
  - 2. Record Shop Drawings:
    - a. Revise the shop drawings CAD files to reflect annotations made on record copy.
    - b. Submit hard copies, PDF files and CAD files compatible with AutoCAD 2012 and in accordance with paragraph 1.02.

#### **1.08 OPERATIONS AND MAINTENANCE DOCUMENT DIRECTORY**



- A. Organization: Include a section in the directory for each of the following:
  - 1. List of documents.
  - 2. List of systems.
  - 3. List of equipment.
  - 4. Tables of contents.
- B. List of systems and subsystems: List systems alphabetically. Include references to operation and maintenance manuals that contain information about each system.
- C. List of Equipment: List equipment for each system, organized alphabetically by system. For pieces of equipment not part of system, list alphabetically in separate list.
- D. Tables of Contents: Include a table of contents for each emergency, operation, and maintenance manual.
- E. Identification: In the document directory and in each operation and maintenance manual, identify each system, subsystem, and piece of equipment with same designation used in the contract documents. If no designation exists, assign a designation according to ASHRAE Guideline 4, Preparation of Operating and Maintenance Documentation for Building Systems.

**1.09 REQUIREMENTS FOR OPERATION AND MAINTENANCE MANUALS**

- A. Organization: Unless otherwise indicated, organize each manual into a separate section for each system and subsystem, and a separate section for each piece of equipment not part of a system. Each manual shall contain the following materials, in the order listed:
  - 1. Title page.
  - 2. Table of contents.
  - 3. Manual contents.
- B. Title Page: Include the following information:
  - 1. Subject matter included in manual.
  - 2. Name and address of project.
  - 3. Name and address of OCTA.
  - 4. Date of submittal.



5. Name and contact information for Contractor.
  6. Name and contact information for OCTA Project Manager.
  7. Names and contact information for major consultants to OCTA Project Manager that designed the systems contained in the manuals.
  8. Cross-reference to related systems described elsewhere in the operation and maintenance manuals.
- C. Table of Contents: List each product included in manual, identified by product name, indexed to the content of the volume, and cross-referenced to specification section number in project manual.
1. If operation or maintenance documentation requires more than one volume to accommodate data, include comprehensive table of contents for all volumes in each volume of the set.
- D. Manual Contents: Provide manuals for each piece of equipment including individual components and subsystems of complete assembly. Organize into sets of manageable size. Arrange contents alphabetically by system, subsystem, and equipment. If possible, assemble instructions for subsystems, equipment, and components of one system into a single binder. Line out non-applicable text and illustration. The section of the manual on operation shall describe the functions and limitations of each component and its relationship to the system of which it is a part. Where several models, options, or styles are described, the manual shall identify the items actually provided.
- E. Manuals, Electronic Files: Submit manuals in the form of a multiple file composite electronic PDF file for each manual.
1. Electronic Files: Use electronic files prepared by manufacturer where available. Where scanning of paper documents is required, configure scanned file for minimum readable file size.
  2. File Names and Bookmarks: Enable bookmarking of individual documents based upon file names. Name document files to correspond to system, subsystem, and equipment names used in manual directory table of contents. Group documents for each system and subsystem into individual composite bookmarked files, then create composite manual, so that resulting bookmarks reflect the system, subsystem, and equipment names in a readily navigated file tree. Configure electronic manual to display bookmark panel upon opening file.
- F. Manuals, Paper Copy: Submit manuals in the form of hard copy, bound and labeled volumes.
1. Binders: Heavy-duty, three-ring, vinyl-covered, loose-leaf binders, in thickness necessary to accommodate contents, sized to hold 8-1/2 by 11 inch paper; with



clear plastic sleeve on cover to hold label and cover sheet describing contents and with pockets inside covers to hold folded oversize sheets.

- a. If two or more binders are necessary to accommodate data of a system, organize data in each binder into groupings by subsystem and related components. Cross-reference other binders if necessary to provide essential information for proper operation or maintenance of equipment or system.
  - b. Identify each binder on front and spine, with printed title "Operation and Maintenance Manual," project name, subject matter of contents, and specification section number (on bottom of spine). Indicate volume number for multiple-volume sets.
2. Dividers: Heavy paper dividers with plastic covered tabs for each section of manual. Mark each tab to indicate contents. Include typed list of products and major components of equipment included in the section on each divider, cross-referenced to specification section number and title of project manual.
3. Protective Plastic Sleeves: Transparent plastic sleeves designed to enclose diagnostic software storage media for computerized electronic equipment.
4. Supplementary Text: Prepared on 8-1/2 by 11 inch white bond paper.
5. Drawings: Attach reinforced, punched binder tabs on drawings and bind with text.
  - a. If oversize drawings are necessary, fold drawings to same size as text pages and use as foldouts.
  - b. If drawings are too large to be used as foldouts, fold and place drawings in labeled enveloped and bind envelopes in rear of manual. At appropriate locations in manual, insert typewritten pages indicating drawing titles, descriptions of contents, and drawing locations.
- G. Manuals shall contain the following minimum information for each product or system:
  1. List of equipment furnished for project with name, address, and telephone number of each vendor.
  2. Name, address and telephone number for nearest manufacturer's service representative.
  3. Catalog, model and serial number for the installed equipment.
  4. Description of the normal and emergency operations of the equipment.
  5. Statement of warranty and date warranty begins and ends.
  6. Standard starting, stopping and operating instructions.



7. Emergency and special operating instructions and a list of service organizations (including addresses and telephone numbers) capable of rendering emergency service to the various parts of the system.
  8. Copy of each wiring and control diagram.
  9. Routine maintenance procedures.
  10. Servicing and lubrication schedule.
  11. Manufacturer's printed operating and maintenance instructions and part lists. Operating and maintenance instructions for each and every item of equipment, setting forth in detail and step-by-step the procedure of starting, stopping, operating, and maintaining the entire system as installed. Include a schedule of recommended maintenance intervals.
  12. Manufacturer's recommended special maintenance tools.
  13. List of spare parts to include recommended stock quantities for one year of routine maintenance.
  14. Tabulation of motor nameplate horsepower, nameplate current, field-measured current, overlay relay setting, and catalog number for polyphase motors.
  15. List of fuses, lamps, seals, and other expendable equipment and devices. Specify size, type, and ordering description. List name, address, email address, fax number, and telephone number of vendor.
  16. A copy of shop drawings for mechanical, electrical, and instrument equipment in final form.
  17. Certified equipment drawings or reviewed shop drawing data clearly marked for equipment furnished.
- H. Brochures shall be loose leaf with durable plastic or fiberboard covers. Each sheet shall be reinforced to prevent tearing from continued use, and each brochure shall have the following information clearly printed on its cover:
1. Project name, name of Owner, and address.
  2. Name and address of Owner's Representative.
  3. Name and addresses of contractors and subcontractors and department to contact.
  4. Telephone number of contractors, including night and emergency numbers.
  5. Major equipment vendors' names and telephone numbers.



- I. Equipment Data Sheet: Provide six sets of equipment data sheets, bound in three-ring binders, summarizing the equipment manufacturer's maintenance instructions and recommendations. A blank data sheet and a sample data sheet are attached at the end of this specification section.

### **1.10 PHOTOGRAPHS**

- A. Prior to performing any work on the site, the Contractor shall take a minimum of twenty (20) photographs of each project site. Each major area of work shall be the subject of at least one photograph.
- B. After construction operations have been started at the site, the Contractor shall periodically take color photographs to show general site condition and progress of work. A minimum of twenty (20) photos shall be taken throughout each month and submitted to the OCTA Project Manager by the 5th of the following month. Each major area of work shall be the subject of at least one photograph.
- C. The photo submittals shall be a read-only compact disk (CD-ROM) containing high-resolution electronic files of the color photographs. Each photograph will be captioned with date taken, location, and general description. In addition to the electronic file, the Contractor shall submit two (2) (8"X10") prints of each photograph

## **PART 2 – PRODUCTS**

Not Used

## **PART 3 - EXECUTION**

### **3.01 RECORDING AND MAINTENANCE OF PROJECT RECORD DOCUMENTS**

- A. Recording: Post changes and modifications to project record documents as they occur; do not wait until the end of project.
- B. Maintenance of Record Documents: Store record documents in the field office apart from the contract documents used for construction. Do not use project record documents for construction purposes. Maintain one copy of each submittal during the construction period for project record document purposes. Maintain record documents in good order and in a clean, dry, legible condition, protected from deterioration and loss. Provide access to project record documents for OCTA Project Manager's reference during normal working hours.
- C. Label each document "PROJECT RECORD" in two-inch high printed letters, or a height appropriate to document size.



**PART 4 - MEASUREMENT AND PAYMENT**

No separate measurement or payment will be made for the work of this section.



**DRAINAGE PIPE REPAIR AT  
ANAHEIM BUS BASE CHASSIS WASH BAY**

**C-2-2210  
EXHIBIT B**

SAMPLE

Preventive Maintenance and Operating Requirement Sheets

Preventive Maintenance Program		Equipment Record Number	
EQUIPMENT DESCRIPTION		ELECTRICAL OR MECHANICAL DATA	
Name:		Size:	
Serial No.:		Model:	
Vendor:			
Vendor Address:		Type:	
		Mfr.:	
Vendor Rep:		Voltage:	Amps:
Phone:		Phase:	rpm:
Maintenance Work to be Done			Frequency*
OPERATING REQUIREMENTS AND REFERENCE			

\*D - Daily; W - Weekly; B - Biweekly; M - Monthly; Q - Quarterly;  
S - Semiannually; A - Annually.



**DRAINAGE PIPE REPAIR AT  
ANAHEIM BUS BASE CHASSIS WASH BAY**

**C-2-2210  
EXHIBIT B**

**SAMPLE**

Preventive Maintenance and Operating Requirement Sheets

Preventive Maintenance Program		Equipment Record Number	
EQUIPMENT DESCRIPTION		ELECTRICAL OR MECHANICAL DATA	
Name: Pump No. 1 Tag No.: P01-1		Size: 15 hp	
Serial No.: 123456ABC		Model: 140T Frame Serial No. 987654ZY Class F Insulation W/Space Heater	
Vendor: ABC Pump Co.			
Vendor Address:		Type:	
1111 Pump Circle Newport Beach, CA 92663		Mfr.: DEF Motors, Inc.	
Vendor Rep: XYZ Equipment, Inc.		Voltage: 460	Amps: 20
Phone: 714/752-0505		Phase: 3	RPM: 1,800
Maintenance Work to be Done			Frequency*
1. Operate all valves and check such things as a) bearing temperature, b) changes in running sound, c) suction and discharge gauge readings, d) pump discharge rate, and e) general condition of the drive equipment.			D
2. Check packing.			
3. Checking pumping unit for any dust, dirt, or debris.			D
(Continued on attached sheet)			W
OPERATING REQUIREMENTS AND REFERENCE			
For manufacturer's instructions regarding installation, operation, maintenance, and trouble shooting of this equipment, see Volume _____, Section _____.			

\*D - Daily; W - Weekly; B - Biweekly; M - Monthly; Q - Quarterly;  
S - Semiannually; A - Annually.



**DRAINAGE PIPE REPAIR AT  
ANAHEIM BUS BASE CHASSIS WASH BAY**

**C-2-2210  
EXHIBIT B**

SAMPLE

Preventive Maintenance and Operating Requirement Sheets

Preventive Maintenance Program		Equipment Record Number	
EQUIPMENT DESCRIPTION		ELECTRICAL OR MECHANICAL DATA	
Name:		Size:	
Serial No.:		Model:	
Vendor:			
Vendor Address:		Type:	
		Mfr.:	
Vendor Rep:		Voltage:	Amps:
Phone:		Phase:	RPM:
Maintenance Work to be Done			Frequency*
4. Lubricate bearing frame and motor bearings (consult manufacturer's instructions for type of grease or oil).		Q	
5. Disassemble and change or repair the following a) impeller, b) shafts, c) shaft sleeve, d) rotary seals, and e) sleeve bearings.		A	
OPERATING REQUIREMENTS AND REFERENCE			

\*D - Daily; W - Weekly; B - Biweekly; M - Monthly; Q - Quarterly;  
S - Semiannually; A - Annually.



**END OF SECTION**



**SECTION 01 78 36**

**WARRANTIES, GUARANTEES, AND BONDS**

**PART 1 - GENERAL**

**1.01 DESCRIPTION**

A. Work Included:

1. General administrative and procedural requirements for preparation and submission of warranties and bonds required by the Contract Documents, including manufacturer's standard warranties on products and special Project warranties. This section specifies the general requirements for written warranties and guarantees required by the Contract Documents.
  - a. Refer to the Conditions of the Contract for terms of Contractor's special warranty of workmanship and materials.
  - b. Certifications and other commitments and agreements for continuing services to the Authority are specified elsewhere in the Contract Documents.

**1.02 RELATED DOCUMENTS AND SECTIONS**

- A. Section 01 33 00 – Submittal Procedures: General administrative requirements for submittals, applicable to warranties and bonds.
- B. Section 01 77 00 – Closeout Procedures: General requirements for closeout of the Contract.
- C. Section 01 78 00 – Closeout Submittals: Operating and Maintenance data binders to include copies of warranties and bonds documents.
- D. Individual Product Specifications Sections: Special Project warranty requirements for specific products or elements of the Work; commitments and agreements for continuing services to Authority.

**1.03 WARRANTIES AND GUARANTEES**

- A. General: Provide all warranties and manufacturer's guarantees with OCTA named as the beneficiary. For equipment, products, or components bearing a manufacturer's warranty of guarantee that extends for a period of time beyond the Contractor's warranty and guarantee, so state in the warranty or guarantee.
- B. Warranty: Assurance to the Authority by the Contractor, installer, supplier, manufacturer or other party responsible as warrantor, for the quantity, quality, performance and other representations of a product, system service of the Work, in



- whole or in part, for the duration of the specified period of time. Warranty shall be an agreement to repair to repair or replace, without cost and undue hardship to the Authority, work performed under the Contract which is found to be defective during the warranty or guaranty period (correction period).
- C. Guaranty: Assurance to the Authority by the Contractor or product manufacturer or other specified party, as guarantor, that the specified warranty will be fulfilled by the guarantor in the event of default by the warrantor.
  - D. Standard Product Warranty: Preprinted, written warranty published by product manufacturer for particular products and specifically endorsed by the manufacturer to the Authority.
  - E. Special Project Warranty: Written warranty required by or incorporated into Contract Documents, to extend time limits provided by standard warranty or to provide greater rights for the Authority. For provisions for special warranties, refer to the Conditions of the Contract for terms of the Contractor's special warranty of the workmanship and materials.
  - F. Specific Warranty and Guarantee Requirements: Refer to Divisions 02 and higher.
  - G. Disclaimers and Limitations: Manufacturer's disclaimers and limitations on product warranties shall not relieve the Contractor of warranty on the work that incorporates the products, nor shall they relieve suppliers, manufacturers and installers required to countersign special warranties with Contractor.
  - H. Related Damages and Losses: When correcting warranted work that has been found defective, remove and replace other work that has been damaged as a result of such defect or that must be removed and replaced to provide access for correction of warranted work.
  - I. Correction Period: The Correction Period shall be synonymous with warranty period and guaranty period used in the Contract Specifications. All defective work shall be initiated with 12 hours for critical system operations, as determined solely by the Authority, and within 3 calendar days for all other warranty work.
  - J. Reinstatement of Warranty: When work covered by a warranty has been found defective and has been corrected by replacement or rebuilding, reinstate the warranty by written endorsement. The reinstated warranty shall be equal to the original warranty with an equitable adjustment for depreciation.
  - K. Replacement Cost: Upon determination that work covered by a warranty has been found to be defective, replace or reconstruct the work to a condition acceptable to the OCTA, complying with applicable requirements of the Contract Documents. Contractor shall be responsible for all costs for replacing or reconstructing defective work regardless of whether the OCTA has benefited from use of the work through a portion of its anticipated useful service life.



- L. The OCTA's Recourse: Written warranties made to the OCTA are in addition to implied warranties and shall not limit the duties, obligations, rights, and remedies otherwise available under law nor shall warranty periods be interpreted as limitations on time in which the OCTA can enforce such other duties, obligation, rights, or remedies.
- M. Rejection of Warranties: The OCTA reserves the right to reject warranties and disallow the use of products with warranties in conflict with contract document requirements.
- N. Warranty as Condition of Acceptance: The OCTA reserves the right to refuse to accept work for the project where a special warranty, certification or similar commitment is required until evidence is presented that those required to countersign such commitments are willing to do so.

#### **1.04 PREPARATION OF WARRANTY AND GUARANTEE SUBMITTALS**

- A. Number of Copies: Two, unless otherwise specified or directed.
- B. Special Project Warranty and Manufacturer's Guarantee Forms: Forms for Special Project Warranties and for Manufacturer's Guarantees are included in the Conditions of the Contract at the end of this Section. Prepare a written document utilizing the appropriate form, ready for execution by the Contractor or the Contractor and subcontractor, supplier or manufacturer. Submit a draft to the OCTA through OCTA Project Manager for approval prior to final execution.
  - 1. Refer to Division 02 and higher for specific content requirements and particular requirements for submittal of special project warranties.
  - 2. Prepare standard product warranties and product guarantees, excepting manufacturer's standard printed warranties and guarantees, on Contractor's, subcontractor's, material supplier, or manufacturer's own letterhead, addressed to the OCTA
  - 3. Warranty and guarantee letters shall be signed by all responsible parties and by Contractor in every case, with modifications only as approved by OCTA Project Manager to suit the conditions pertaining to the warranty or guarantee.
- C. Manufacturer's Guarantee Forms: Manufacturer's guarantee forms may be used in lieu of special project forms included at the end of the Section. Manufacturer's guarantee forms shall contain appropriate terms and identification, ready for execution by the required parties.
  - 1. If proposed terms and conditions restrict guarantee coverage or require actions by the OCTA beyond those specified, submit draft of guarantee to the OCTA through Engineer for review and acceptance before performance of the work.



2. In other cases, submit draft of guarantee to OCTA Project Manager for approval prior to final execution of guarantee.
- D. Signatures: By persons authorized to sign warranties, guarantees, and bonds on behalf of entity provided the warranty, guarantee, and bonds. All signatures shall be notarized.
- E. Co-Signature: the Contractor shall cosign all installer's warranties and bonds. Manufacturer's printed guarantees will not require co signatures.

#### **1.05 FORM OF WARRANTY SUBMITTALS**

- A. Form of warranty and bond submittals: At final completion, compile 2 copies of each required warranty and guaranty and bond, properly executed by the Contractor, or by the Contractor and subcontractor, supplier or manufacturer. Collect and assemble all written warranties and guarantees into binders and deliver binders to OCTA Project Manager for final review and acceptance.
- B. Prior to submission, verify that documents are in proper form, contain all required information and are properly signed.
- C. Organize the warranty documents into an orderly sequence based on the table of contents of the Specifications.
- D. Include a table of contents for the binder, neatly typed, following order, section names, and numbers of the Specifications.
- E. Bind warranties and guarantees in heavy-duty, commercial quality, 3-ring vinyl covered loose-leaf binders, thickness as necessary to accommodate contents, with clear front and spine to receive inserts, and sized for 8 ½" by 11" paper.
- F. Provide heavy paper dividers with celluloid or plastic covered tabs for each separate warranty. Mark tabs to identify products or installation, and the name, address, telephone number and responsible person for applicable installer, supplier and manufacturer.
- G. Include on a separate typed sheet, if information is not contained in warranty or guarantee form, a description of the product or installation, and the name, address, telephone number, and responsible person for applicable installer, supplier, and manufacturer.
- H. Identify each binder on front and spine with typed or printed inserts with title, "WARRANTIES, GUARANTEES, AND BONDS", the project title, and the name of the Contractor. If more than one volume of warranties and guarantees is produced, identify volume number of binder.
- I. When operating and maintenance data manuals are required for warranted construction, include additional copies of each required warranty in each required



manual. Coordinate with requirements specified in Section 01 78 00 Closeout Submittals.

**1.06 TIME OF WARRANTY AND GUARANTEE SUBMITTALS**

- A. Preliminary Submittal: Unless otherwise specified, obtain preliminary copies of warranties and guarantees within ten (10) calendar days of completion of applicable item or work. Prepare and submit preliminary copies for review as specified herein.
- B. Final Submittal: Submit fully executed copies of warranties and guarantees within ten (10) days of date of substantial completion but not later than three (3) days prior to date of application for final payment.
- C. Date of Warranties and Guarantees: Unless otherwise directed, the commencement date for warranty and guarantee periods shall be the date of established in Certificate of Completion.
- D. For warranties for work such as designated systems, equipment, component part or other portion of the Work is completed, accepted, and occupied or put to beneficial use by the Authority, by a separate agreement with Contractor, prior to Final Completion, submit properly executed warranties to the Engineer within ten (10) calendar days of completion of that designated portion of the Work. List date of commencement of warranty, guaranty, or bond period as date of Acceptance.
- E. For warranties for Work not accepted as of the date of substantial completion, submit documents within ten (10) calendar days after acceptance. List the commencement date as the date of acceptance of such Work and as beginning of warranty, guaranty, and bond period.
- F. Duration of Warranties and Guarantees: Unless otherwise specified or prescribed by law, warranty and guaranty periods (Correction Period) for all work shall not be less than one year from the filing date of notice of completion. See product specifications Sections in contract specifications for extended warranty and guaranty beyond the minimum duration.

**PARTS 2 – PRODUCTS**

Not used.

**PART 3 – EXECUTION**

Not used.



**PART 4 – MEASUREMENT AND PAYMENT**

No separate measurement or payment shall be made under this Section.

**END OF SECTION**



**WARRANTY/GUARANTEE**

**FOR WORK**

We, the undersigned, do hereby warranty and guarantee that the parts of the Work described above which we have furnished and/or installed for the OCTA is in accordance with the Contract Documents and that all said Work as installed will fulfill or exceed all of the Warranty and Guarantee requirements. We agree to repair or replace Work installed by us, together with any adjacent Work, which is displaced or damaged by doing so, that proves to be defective in Workmanship, material, or operation within a period of one ( 1 ) year from the date of final acceptance by the OCTA or from the date of Certificate of Substantial Completion, whichever is the earlier. Ordinary wear and tear and unusual neglect or abuse is accepted.

In the event of our failure to comply with the above-mentioned conditions within a reasonable time period determined by the OCTA, after notification in writing, we, the undersigned, all collectively and separately, hereby authorize the OCTA to have said defective Work repaired and/or replaced and made good, and agree to pay to the OCTA upon demand all moneys that the OCTA may expend in making good said defective Work, including all collection cost and reasonable attorney fees.

\_\_\_\_\_  
(Subcontractor, Sub subcontractor, Manufacturer, or Supplier)

By\_\_\_\_\_

Title\_\_\_\_\_

State License No.\_\_\_\_\_Date\_\_\_\_\_

\_\_\_\_\_  
(Contractor)

By\_\_\_\_\_

State License No.\_\_\_\_\_Date\_\_\_\_\_

Local Representative. For maintenance, repair, or replacement service, contact:

Name:\_\_\_\_\_

Address:\_\_\_\_\_

Phone Number:\_\_\_\_\_



**THIS PAGE DELIBERATELY LEFT BLANK**



**SECTION 01 79 00  
DEMONSTRATION AND TRAINING**

**PART 1 - GENERAL**

**1.01 SUMMARY**

A. Section Includes:

1. Administrative and procedural requirements for instructing OCTA's personnel, including the following:
  - a. Demonstration of operation of systems, subsystems, and equipment.
  - b. Training in operation and maintenance of systems, subsystems, and equipment.
  - c. Demonstration and training video recordings.

B. Related Sections:

1. Divisions 02 through 49 sections for specific requirements for demonstration and training for products in those sections.

**1.02 INFORMATIONAL SUBMITTALS**

- A. Instruction Program: Submit outline of instructional program for demonstration and training, including a list of training modules and a schedule of proposed dates, times, length of instruction time, and instructors' names for each training module. Include learning objective and outline for each training module.
1. Indicate proposed training modules utilizing manufacturer-produced demonstration and training video recordings for systems, equipment, and products in lieu of video recording of live instructional module.
- B. Qualification Data: For instructor.
- C. Attendance Record: For each training module, submit list of participants and length of instruction time.
- D. Evaluations: For each participant and for each training module, submit results and documentation of performance-based test.

**1.03 CLOSEOUT SUBMITTALS**

- A. Demonstration and Training Video Recordings: Submit two copies on CD within seven days of end of each training module.



1. Identification: On each copy, provide an applied label with the following information:
  - a. Name of Project.
  - b. Name and address of videographer.
  - c. Name of OCTA Project Manager.
  - d. Name of Contractor.
  - e. Date of video recording.
2. Transcript: Prepared on 8-1/2-by-11-inch paper, punched and bound in heavy-duty, three-ring, vinyl-covered binders. Mark appropriate identification on front and spine of each binder. Include a cover sheet with same label information as the corresponding video recording. Include name of project and date of video recording on each page.
3. At completion of training, submit complete training manual(s) for OCTA's use.

#### **1.04 QUALITY ASSURANCE**

- A. Instructor Qualifications: A factory-authorized service representative, complying with requirements in Section 01 43 00, Quality Assurance, experienced in operation and maintenance procedures and training.
- B. Videographer Qualifications: A professional videographer who is experienced photographing demonstration and training events similar to those required.
- C. Preinstruction Conference: Conduct conference at project site to comply with requirements in Section 01 31 00, Project Management and Coordination. Review methods and procedures related to demonstration and training including, but not limited to, the following:
  1. Inspect and discuss locations and other facilities required for instruction.
  2. Review and finalize instruction schedule and verify availability of educational materials, instructors' personnel, audiovisual equipment, and facilities needed to avoid delays.
  3. Review required content of instruction.
  4. For instruction that must occur outside, review weather and forecasted weather conditions and procedures to follow if conditions are unfavorable.



**1.05 COORDINATION**

- A. Coordinate instruction schedule with OCTA's operations. Adjust schedule as required to minimize disrupting OCTA's operations.
- B. Coordinate instructors, including providing notification of dates, times, length of instruction time, and course content.
- C. Coordinate content of training modules with content of approved emergency, operation, and maintenance manuals. Do not submit instruction program until operation and maintenance data has been reviewed and approved by OCTA Project Manager.

**PART 2 - PRODUCTS**

**2.01 INSTRUCTION PROGRAM**

- A. Program Structure: Develop an instruction program that includes individual training modules for each system and for equipment not part of a system, as required by individual specification sections.
- B. Training Modules: Develop a learning objective and teaching outline for each module. Include a description of specific skills and knowledge that participant is expected to master. For each module, include instruction for the following as applicable to the system, equipment, or component:
  - 1. Basis of System Design, Operational Requirements, and Criteria: Include the following:
    - a. System, subsystem, and equipment descriptions.
    - b. Performance and design criteria if Contractor is delegated design responsibility.
    - c. Operating standards.
    - d. Regulatory requirements.
    - e. Equipment function.
    - f. Operating characteristics.
    - g. Limiting conditions.
    - h. Performance curves.
  - 2. Documentation: Review the following items in detail:
    - a. Emergency manuals.
    - b. Operations manuals.
    - c. Maintenance manuals.
    - d. Project record documents.
    - e. Identification systems.
    - f. Warranties and bonds.
    - g. Maintenance service agreements and similar continuing commitments.



3. Emergencies: Include the following, as applicable:
  - a. Instructions on meaning of warnings, trouble indications, and error messages.
  - b. Instructions on stopping.
  - c. Shutdown instructions for each type of emergency.
  - d. Operating instructions for conditions outside of normal operating limits.
  - e. Sequences for electric or electronic systems.
  - f. Special operating instructions and procedures.
4. Operations: Include the following, as applicable:
  - a. Startup procedures.
  - b. Equipment or system break-in procedures.
  - c. Routine and normal operating instructions.
  - d. Regulation and control procedures.
  - e. Control sequences.
  - f. Safety procedures.
  - g. Instructions on stopping.
  - h. Normal shutdown instructions.
  - i. Operating procedures for emergencies.
  - j. Operating procedures for system, subsystem, or equipment failure.
  - k. Seasonal and weekend operating instructions.
  - l. Required sequences for electric or electronic systems.
  - m. Special operating instructions and procedures.
5. Adjustments: Include the following:
  - a. Alignments.
  - b. Checking adjustments.
  - c. Noise and vibration adjustments.
  - d. Economy and efficiency adjustments.
6. Troubleshooting: Include the following:
  - a. Diagnostic instructions.
  - b. Test and inspection procedures.
7. Maintenance: Include the following:
  - a. Inspection procedures.
  - b. Types of cleaning agents to be used and methods of cleaning.
  - c. List of cleaning agents and methods of cleaning detrimental to product.
  - d. Procedures for routine cleaning
  - e. Procedures for preventive maintenance.
  - f. Procedures for routine maintenance.
  - g. Instruction on use of special tools.
8. Repairs: Include the following:



- a. Diagnosis instructions.
- b. Repair instructions.
- c. Disassembly; component removal, repair, and replacement; and reassembly instructions.
- d. Instructions for identifying parts and components.
- e. Review of spare parts needed for operation and maintenance.

## **PART 3 – EXECUTION**

### **3.01 PREPARATION**

- A. Assemble educational materials necessary for instruction, including documentation and training module. Assemble training modules into a training manual organized in coordination with requirements in Section 01 78 00, Closeout Submittals.
- B. Set up instructional equipment at instruction location.

### **3.02 INSTRUCTIONS**

- A. Engage qualified instructors to instruct OCTA's personnel to adjust, operate, and maintain systems, subsystems, and equipment not part of a system.
- B. OCTA Project Manager will furnish Contractor with names and positions of participants.
- C. Scheduling: Provide instruction at mutually agreed on times. For equipment that requires seasonal operation, provide similar instruction at start of each season.
  - 1. Schedule training with OCTA personnel, through OCTA Project Manager, with at least seven days' advance notice.
- D. Evaluation: At conclusion of each training module, assess and document each participant's mastery of module by use of a demonstration/performance-based review.
- E. Cleanup: Collect used and leftover educational materials and remove from project site. Remove instructional equipment. Restore systems and equipment to condition existing before initial training use.

### **3.03 DEMONSTRATION AND TRAINING VIDEO RECORDINGS**

- A. General: Engage a qualified commercial videographer to record demonstration and training video recordings. Record each training module separately. Include classroom instructions and demonstrations, board diagrams, and other visual aids, but not student practice.



1. At beginning of each training module, record each chart containing learning objective and lesson outline.
- B. Video Recording Format: Provide high-quality color video recordings with menu navigation in format acceptable to OCTA Project Manager.
- C. Recording: Mount camera on tripod before starting recording, unless otherwise necessary to show area of demonstration and training. Display continuous running time.
- D. Narration: Describe scenes on video recording by audio narration by microphone while video recording is recorded. Include description of items being viewed.
- E. Transcript: Provide a transcript of the narration. Display images and running time captured from videotape opposite the corresponding narration segment.
- F. Pre-Produced Video Recordings: Provide video recordings used as a component of training modules in same format as recordings of live training.

**PART 4 - MEASUREMENT AND PAYMENT**

No separate measurement or payment will be made for this section.

**END OF SECTION**



**SECTION 03 05 15**

**PORTLAND CEMENT CONCRETE**

**PART 1 - GENERAL**

**1.01 SUMMARY**

**A. Section Includes:**

- 1 Developing and Controlling Concrete Mix Design; controlling storage and quality of concrete ingredients; and batching, and mixing. Furnishing and delivering Portland Cement Concrete which meets the approved mix design. The section also includes the following:
  - a Portland cement.
  - b Aggregates.
  - c Drying shrinkage of concrete.
  - d Concrete admixtures and cementitious materials.
  - e Tests and analysis of materials.
  - f Mix designs.
  - g Batching, mixing, and transporting.
  - h Inspection and Testing.

**B. Related Sections:**

- 1 Section 01 33 00: Submittal Procedures
- 2 Section 01 43 00: Project Quality Assurance
- 3 Section 01 60 00: Product Requirements
- 4 Section 03 11 00: Concrete Forming
- 5 Section 03 15 13: Waterstops
- 6 Section 03 20 00: Concrete Reinforcement
- 7 Section 03 30 00: Cast-In-Place Concrete

**1.02 REFERENCES**

**A. American Concrete Institute (ACI):**

1. ACI 116R - Cement and Concrete Terminology
2. ACI 211.1 - Selecting Proportions for Normal, Heavyweight, and Mass Concrete
3. ACI 301 - Structural Concrete



**DRAINAGE PIPE REPAIR AT  
ANAHEIM BUS BASE CHASSIS WASH BAY**

**C-2-2210  
EXHIBIT B**

- |                 |   |
|-----------------|---|
| 4. ACI 304R -   | Measuring, Mixing, Transporting, and Placing Concrete |
| 5. ACI 304.2R - | Placing Concrete by Pumping Methods                   |
| 6. ACI 305R -   | Hot Weather Concreting                                |
| 7. ACI 318 -    | Building Code Requirements for Structural Concrete    |
| 8. ACI 523.1R - | Cast-in-Place Low Density Cellular Concrete           |

**B. ASTM International (ASTM):**

- |                 |   |
|-----------------|---|
| 1. ASTM C31 -   | Making and Curing Concrete Test Specimens in the Field  |
| 2. ASTM C33 -   | Concrete Aggregates   |
| 3. ASTM C39 -   | Compressive Strength of Cylindrical Concrete Specimens  |
| 4. ASTM C40 -   | Organic Impurities in Fine Aggregates for Concrete  |
| 5. ASTM C87 -   | Effect of Organic Impurities in Fine Aggregate on Strength of Mortar  |
| 6. ASTM C88 -   | Soundness of Aggregates by Use of Sodium Sulfate or Magnesium Sulfate   |
| 7. ASTM C94 -   | Ready-Mixed Concrete  |
| 8. ASTM C127 -  | Density, Relative Density (Specific Gravity), and Absorption of Coarse Aggregates                                   |
| 9. ASTM C128 -  | Density, Relative Density (Specific Gravity), and Absorption of Fine Aggregates                                     |
| 10. ASTM C131 - | Resistance to Degradation of Small-Size Coarse Aggregate by Abrasion and Impact in the Los Angeles Machine          |
| 11. ASTM C136 - | Sieve Analysis of Fine and Coarse Aggregates  |
| 12. ASTM C138 - | Density (Unit Weight), Yield, and Air Content (Gravimetric) of Concrete   |
| 13. ASTM C143 - | Slump of Hydraulic Cement Concrete  |
| 14. ASTM C150 - | Portland Cement   |
| 15. ASTM C157 - | Length Change of Hardened Hydraulic Cement Mortar and Concrete  |
| 16. ASTM C173 - | Air Content of Freshly Mixed Concrete by the Volumetric Method  |
| 17. ASTM C177 - | Steady-State Heat Flux Measurements and Thermal Transmission Properties by Means of the Guarded Hot-Plate Apparatus |
| 18. ASTM C231 - | Air Content of Freshly Mixed Concrete by the Pressure Method  |
| 19. ASTM C260 - | Air-Entraining Admixtures for Concrete  |
| 20. ASTM C289 - | Potential Alkali-Silica Reactivity of Aggregates (Chemical Method)  |
| 21. ASTM C470 - | Molds for Forming Concrete Test Cylinders Vertically  |
| 22. ASTM C490 - | Apparatus for the Determination of Length Change of Hardened Cement paste, Mortar, and Concrete                     |
| 23. ASTM C494 - | Chemical Admixtures for Concrete  |
| 24. ASTM C535 - | Resistance to Degradation of Large-Size Coarse Aggregate by Abrasion and Impact in the Los Angeles Machine          |



- 25. ASTM C618 - Coal Fly Ash and Raw or Calcined Natural Pozzolan for Use in Concrete
- 26. ASTM C979 - Pigments for Integrally Colored Concrete
- 27. ASTM C1017 - Chemical Admixtures for Use in producing Flowing Concrete
- 28. ASTM D75 - Sampling Aggregates
- 29. ASTM #329 - Agencies Engaged in Construction Inspection and/or Testing
- C. National Ready Mix Concrete Association (NRMCA):
  - 1. NRMCA - Certification of Ready Mix Concrete Production Facilities, Checklist
- D. Standard Specifications for Public Works Construction (SSPWC)
- E. National Bureau of Standards Handbook (NBS Handbook 44)

**1.03 QUALITY ASSURANCE**

- A. Comply with Section 01 43 00 - Project Quality Assurance Requirements
- B. Concrete Supplier - Furnish concrete from a plant which has recently furnished specified concrete for a large project, or furnish evidence of plant's capacity to produce and deliver concrete conforming to specified requirements at required rate and which has laboratory capability to develop acceptable concrete mix designs and to control quality of concrete production, in accordance with a preapproved quality control plan.
  - 1. Use semi-automatic 3- batching systems as described in National Ready-Mix Concrete Association (NRMCA) checklist for Certification of Ready Mix Concrete Production Facilities.
  - 2. Use NRMCA currently certified batch plant.
- C. Mix Design Criteria:
  - 1. Design concrete mixes to conform to ACI 318 Chapter 5.
  - 2. Design mixes to produce concrete having workability, durability, strength, maximum density, minimum shrinkage and permeability as specified.
  - 3. Develop the proportioning of concrete ingredients in accordance with ACI 211.1 for normal weight concrete.
  - 4. Workability - Use approved admixtures to improve Workability, maximize density, reduce water and cement contents, and minimize shrinkage and permeability of concrete, provided admixtures do not adversely affect other required properties of concrete.
  - 5. Strength
    - a. Design concrete mix for specified strength based on required overdesign factor of 1.24 according to ASTM C94, and assuming a coefficient of variation equal to 15. Design each class of concrete so that not more than 10 percent of strength tests will have values less than specified strength, and average of any three consecutive strength tests will be equal to or greater than specified strength.
  - 6. Nominal compressive strength of concrete - Class 4000, unless otherwise indicated or specified for cast-in-place concrete.
  - 7. Adjustments of mix designs - For every change in source and type of ingredient and class of concrete test new trial mixes and submit for review and acceptance.



**DRAINAGE PIPE REPAIR AT  
ANAHEIM BUS BASE CHASSIS WASH BAY**

**C-2-2210  
EXHIBIT B**

8. Do not vary proportions of ingredients of approved mix without submitting results of laboratory tests of new proposed mix and obtaining written acceptance of OCTA Project Manager.
9. Concrete indicated to be air-entrained - Verify required air content, as determined by ASTM C173 or ASTM C231, conforms to value and is within tolerance recommended by ACI 301 and ACI 318, corresponding to maximum size of coarse aggregate.
10. Do not exceed following slump for concrete without water reducer admixtures, of average of three successive batches of concrete at placement, as determined by ASTM C143.

a. Concrete Classes:

Class 4000	4 inches
------------	----------

b. Paving	2 inches
-----------	----------

c. Non-reinforced concrete, other than paving	3 inches
--	----------

d. Reinforced concrete slabs, Beams, girders, walls and other Structural members and second- Pour concrete after addition of high-range water reducer	5 inches
---	----------

e. Concrete placed by pumping	6 inches
-------------------------------	----------

f. Drilled-pier concrete	6 inches
--------------------------	----------

g. Concrete encasing structural steel	6 inches
---------------------------------------	----------

11. Maximum Laboratory Drying Shrinkage as determined by ASTM C157  
Class 2500 - 0.065% after 28-days  
Class 4000 - 0.0548% after 28-days  
Class 5000 - 0.0548% after 28 days

D. Concrete Pump Plant - Conform to ACI 304R. Maintain equipment in quantities to preclude stopping concreting because of failed equipment.

E. Perform field job control tests as specified and accepted by OCTA Project Manager.

F. Quality Control For Batch Plant

1. Provide continuous batch plant quality control inspection during batching operations by an independent laboratory for structural placements of 50 cubic yards or greater and when required by the Project Quality Manager, for performing tests in accordance with reference standards listed. Provide concrete from batching plant, reviewed and accepted by OCTA Project Manager and meeting the following requirements:
  - a. Arrangement:
    - 1) Provide separate bins or compartments for each size or classification of aggregate and for each type of bulk portland cement.
    - 2) Provide compartments of ample size and constructed to maintain materials separately under working conditions. Equip batching plant such that flow of each material into batcher is stopped automatically when designated weight has been reached. Weigh aggregates in a separate scale in a separate weight batcher. Water may be measured by weight.



- 3) Arrange plant to facilitate inspection of operations. Provide suitable access for obtaining representative samples of aggregate from each of the bins or compartments for test purposes. Provide delivery of materials from batching equipment to within accuracies specified in ASTM C94.
- 4) Batching - In accordance with ACI 304R subject to review and acceptance by OCTA Project Manager.
- 5) Do not use aluminum bins, compartments, hoppers or equipment.
- b. Water Batchers and Dispensers for Admixtures:
  - 1) Provide equipment for batching water and air-entraining or other admixtures at batching plant except in cases where mixing is performed at Worksite in paving mixers or in truck mixers.
  - 2) Provide a suitable water measuring device capable of weighing mixing water within specified requirements for each batch.
  - 3) Provide measuring devices for addition of admixtures capable of ready adjustment that have at least three percent accuracy, to permit varying quantity of admixture batched.
  - 4) Calibrate dispensers at intervals required by the NRMCA. Record results of calibration and make available for inspection by OCTA Project Manager.
- c. Aggregates Moisture Control - Independent testing laboratory shall perform tests of moisture content of aggregates as frequently as they deem necessary for adjustment of the amount of water required by design in the concrete mix.
- d. Scales - Provide adequate facilities for accurate measurement and control of each material entering each batch of concrete. Conform to applicable requirements of NBS, Handbook 44.
- e. Recorders
  - 1) Provide accurate graphical or digital printout record of scale readings, including initial readings, after each of the aggregates, water, cement and admixtures have been batched before delivery to mixer, using accurate recorder or recorders.
  - 2) Record Data - Show on each printout, date and time of batching; identification number - identical to concrete ticket and codes for mix design and for Contract Section.
  - 3) House each recorder in a locked, dust-tight cabinet.
  - 4) Clearly indicate different types of mixes used by stamped letters, numerals, colored ink or other suitable means on charts or tapes so that variations in batch weights of each type of mix can be readily observed.
    - a) Show on charts or tapes, date and time of day (stamped or preprinted) at intervals of not more than 15 minutes.
    - b) Provide recorders of a type that prints required information in duplicate. One copy of recorded batch weights for each load shall accompany each delivery ticket as supplied by producer. Verify that the identification number is identical to concrete delivery ticket. Deliver one copy with its corresponding concrete ticket to OCTA Project Manager at time and site of concrete placement.
  - 5) Place recorders in a position convenient for observation by plant operator and OCTA Project Manager.
- f. Protect weighing, indicating and control equipment against exposure to dust and weather and insulate against vibration or movement caused by operating equipment in plant.



- g. Dry batching
  - 1) When bulk cement and aggregates are hauled from a central batching plant to mixer, place cement for each batch in an individual compartment which, during transit, will prevent cement from intermingling with aggregates and will prevent loss of cement.
  - 2) Provide bins of batch trucks with suitable covers to protect materials from wind and wet weather.
  - 3) Provide batch compartments of sufficient capacity to prevent loss in transit and to prevent spilling and intermingling of batches as compartments are being emptied.
- 2. Aggregates:

a. Coarse Aggregate

- 1) Use one source of coarse aggregate only. Coarse aggregate grading - Conform with ASTM C33, Table 2, size number 467 (1 1/2 inch to No. 4). Coarse aggregate grading for walls 18 inch thick or less - Conform with ASTM C33, Table 2, size number 67 (3/4 inch to No. 4). Coarse aggregate - Use ASTM D75 for standard practice for sampling aggregates. Coarse aggregate to conform with ASTM C33.
- 2) Deleterious Substances - Do not allow amount of deleterious substances present in coarse aggregate to exceed following:

PERCENT DELETERIOUS SUBSTANCE	MAXIMUM PERCENT BY WEIGHT
Material passing No. 200 Sieve (ASTM C117)	
Normal Size range No. 4 to 3/4 inch	0.5
Nominal size range 3/4 inch to 1-1/2 inch:	0.4
Shale (ASTM C123, specific gravity of heavy liquid 1.95):	1.0
Clay lumps (ASTM C142):	0.5
Coal and lignite particles	0.5
Friable particles	0.25
Other deleterious substances	1.0
Total of all deleterious substances:	3.0

- 3) Abrasion - Do not exceed 52 percent of wear when coarse aggregate is tested in accordance with ASTM C131 or ASTM C535.
- 4) Soundness - Do not exceed 15 percent of weighted percentage of loss when coarse aggregate is subjected to five cycles of magnesium sulphate soundness test in accordance with ASTM C88.

b. Fine Aggregate

- 1) Use one source of fine aggregate only. Fine aggregate to conform to ASTM C33.
- 2) Do not allow the fineness modulus of fine aggregate from a given source to vary more than 0.2 from base fineness modulus. The base fineness modulus shall be that value that is used by the independent testing laboratory for the trial batch or for mix design, shall not exceed as specified in Section 2.01.C.2
- 3) Provide fine aggregate gradation represented by a smooth granulometric curve within the limits specified, using U.S. standard sieves, square openings.



# **DRAINAGE PIPE REPAIR AT ANAHEIM BUS BASE CHASSIS WASH BAY**

**C-2-2210  
EXHIBIT B**

SIEVE SIZE	PERCENT PASSING BY WEIGHT
3/8 inch	100
No. 4	95-100
No. 8	80-100
No. 16	50-85
No. 30	25-60
No. 50	10-30
No. 100	2-10
No. 200	0-5

- 4) Soundness - Do not exceed 12 percent by weight of weighted percentage of loss when fine aggregate is subjected to five cycles of magnesium sulphate soundness test in accordance with ASTM C88.
- 5) Deleterious Substances - Do not allow following substances to be present individually in amounts exceeding following:

PERCENT DELETERIOUS SUBSTANCE	MAXIMUM PERCENT BY WEIGHT
Material passing No. 200 Sieve (ASTM C117)	3.0
Shale (ASTM C123, specific gravity of heavy liquid 1.95):	1.0
Clay lumps (ASTM C142):	1.0
Friable particles	1.0
Coal and lignite particles	0.5
Other deleterious substances: (such as shale, alkali, mica, coated grains, soft and flaky particles, and loam)	2.0
Total of all deleterious substances:	5.0

- 6) Organic Impurities - Provide fine aggregate free from harmful injurious amounts of organic impurities as determined by ASTM C40. Should material fail to pass test for organic impurities in sand for concrete, material will be acceptable after passing test described in ASTM C87. If fine aggregate shows by colorimetric test a darker color than sample originally approved for Work, withhold use until tests have been made to determine whether change in color is indicative of harmful injurious amount of deleterious substances.

G. Ready-Mixed Concrete - Conform to ASTM C94.

## **1.04 SUBMITTALS**

- A. Refer to Section 01 33 00 - Submittal Procedures, for submittal requirements and procedures.
- B. Mix design for each concrete class and for each change of ingredients and ingredient sources, including admixtures, and at least 10 cylinder compression test of past record of mix.
- C. Mix design to include test report of compression strength at time of form removal as indicated in Article 3.06B.



**DRAINAGE PIPE REPAIR AT  
ANAHEIM BUS BASE CHASSIS WASH BAY**

**C-2-2210  
EXHIBIT B**

- D. Methods for hot weather mixing capable of producing concrete with a temperature not over 90F nor under 55F at time of placement. Refer to ACI 305R for hot weather concreting.
- E. NRMCA batch plant certification to OCTA Project Manager 30 days before prior to delivery of concrete to Worksite.
- F. Mix design, laboratory test reports, and mill or manufacturer's certificates attesting the conformance of ingredients with these Specifications. Use ingredients in design mix which are representative samples of materials used in Work. Provide one design mix for each class of concrete. Establish mix design through an approved testing laboratory.
- G. Certifications by concrete supplier of design mixes to specified requirements in respect to strength, unit weight, maximum size aggregate, air-entrainment, slump and water-cement ratio.
- H. If source, brand or characteristic properties of ingredients need to be varied during term of Contract, submit compliance with Article 1.04.B.7 to OCTA Project Manager for review and acceptance.
- I. Copy of recorder printout with corresponding concrete delivery ticket.
- J. Manufacturer's product data.
- K. Batch Tickets - Certification or delivery tickets before unloading at Worksite in accordance with ASTM C94 from concrete supplier with each batch delivered to Worksite listing following information in addition to ASTM C94 requirements:
  - 1. Name of supplier
  - 2. Name of batching plant and location
  - 3. Serial number of ticket
  - 4. Date
  - 5. Truck number
  - 6. Specific job designation (Contract number and location)
  - 7. Volume of concrete in cubic yards
  - 8. Specific class and type of concrete, in conformance with specification requirement
  - 9. Time loaded and amount of water added
  - 10. Type and brand of cement
  - 11. Weight of cement
  - 12. Weight of water
  - 13. Maximum size of aggregates
  - 14. Weights of coarse and fine aggregates, respectively
  - 15. Type and amount of admixtures
  - 16. Certification that mix complies with reviewed and accepted laboratory design mix and quality control plan.
  - 17. Mix design designation.
  - 18. Class and weight of mineral admixtures.
  - 19. Batch weight of mix



- L. Certificate of nonreactive aggregates: fine and coarse aggregate.

#### **1.05 DEFINITIONS**

- A. "As indicated": Plan, elevation, sections, details, and general notes shown on approved contract drawings, shop drawings, and working drawings, Approved for Construction by OCTA Project Manager and as specified herein.
- B. The word "concrete" followed only by a class designation (that is, Concrete Class 4000-1-inch) indicates normal weight aggregate concrete, such as concrete having a 28- day compressive strength of 4,000 psi, a maximum coarse aggregate size of 1 inch, and a minimum unit weight of 150 pounds per cubic foot (without reinforcement) at 28 days.
- C. The word "HVFAC " followed only by a class designation (that is, HVFAC 4000 – 1- inch) includes normal weight aggregate high volume fly ash concrete, such as HVFAC having a 56-day compressive strength of 4,000 psi, a maximum coarse aggregate size of 1 inch, with a minimum unit weight of 145 pounds per cubic foot (without reinforcement).
- D. The term "fill concrete" indicates a concrete containing sufficient cement to develop a 28-day compressive strength of 2500 psi.
- E. The term "lean concrete" indicates a concrete containing the equivalent of two 94-pound sacks of cement per cubic yard.
- F. The term "controlled density fill" indicates a flow-able mixture of aggregate and cementitious materials containing sufficient cement to develop a 28-day compressive strength of 50 to 150 psi.
- G. The term "mass concrete" indicates any volume of concrete with dimensions large enough to require that measures be taken to cope with the generation of heat from hydration of the cement and attendant volume change in order to minimize shrinkage and cracking.
- H. The term "high volume fly ash concrete" (HVFAC) indicates concrete using a mix that replaces 25 percent or more of weight of Portland cement with specified fly ash.
- I. Except for the foregoing definitions, the words and terms used in these Specifications conform to the definitions given in ACI 116R.

#### **1.06 DELIVERY, STORAGE, AND HANDLING**

- A. Refer to Section 01 60 00 - Product Requirements, for general requirements for product delivery, storage, and handling procedures.
- B. Deliver packaged materials in manufacturer's original, unopened containers bearing manufacturer's name and brand.
- C. Load, transport, handle, store and batch concrete materials in a manner to ensure materials are not contaminated, unclean, segregated or affected in any way detrimental to final product.
- D. Aggregates:
  - 1. Transport and stockpile aggregates separately according to sources and gradations. Handle aggregates in manner to prevent segregation and loss of fines, and contamination with earth and foreign materials.



2. If aggregates show segregation or different grades become mixed, rescreen aggregates before placing in proportioning bins.
3. Do not use aggregates from different sources or of different gradations alternately. Mix aggregates only to obtain different gradations.
4. Do not transfer aggregates directly from trucks or railroad cars to proportioning bins when moisture content will affect accuracy of proportioning of concrete mixture. In such cases, stockpile aggregates until excess moisture drains off.

**E. Packaged Cement:**

1. Deliver packaged cement to mixing site in original sealed packages labeled with weight, name of manufacturer, brand and type specified.
2. Store packages on raised platforms in a manner to protect from moisture and contamination (in watertight enclosures).
3. Do not use cement which has been reclaimed by cleaning bags.
4. Do not use cement which has been damaged by exposure or overstocking.
5. Do not use packages varying more than three percent from specified weight.
6. Packaged cement - Subject to test at any time.
7. Do not store packaged cement more than six months.
8. Use packaged cement on basis of first received, first used.

**F. Bulk Cement:**

1. Store bulk cement separately from other cement and protect to prevent deterioration from exposure to moisture and intrusion of foreign matter.
2. Provide facilities in ready-mix plant to maintain separation of cement meeting specified requirements from other cement.
3. Provide facilities in cement manufacturer's plant for sampling of cement at weighing hopper or in feed line immediately before entering hopper.
4. Use only the brands of cement approved in the concrete mix design.
5. Store admixtures to prevent contamination, evaporation or damage. Protect liquid admixtures from harmful temperature ranges.

**1.07 TRANSPORTATION**

- A. Verify each transit mix truck used for delivery of concrete to Worksite has been satisfactorily inspected by the Contractor's inspector.

**PART 2 - PRODUCTS**

**2.01 MATERIALS**

- A. Portland cement: Confirm to ASTM C150, Type II, low alkali for underground construction, Type I or Type II or other construction. Type III portland cement may be used where high early strength concrete is a requirement as approved by OCTA Project Manager.
- B. Coarse Aggregates:



**DRAINAGE PIPE REPAIR AT  
ANAHEIM BUS BASE CHASSIS WASH BAY**

**C-2-2210  
EXHIBIT B**

1. Coarse Aggregate: ASTM C33, clean and uniformly graded as indicated in Section 1.04.F.2.a.1 or specified elsewhere. When not specified, provide 1 inch maximum size (ASTM C33, Size No. 57). Deleterious materials in aggregates shall not exceed the limits specified in ASTM C33 or specified per section 1.04.F.2.a.2
2. Aggregate for Exposed Concrete: Aggregate for concrete which will be exposed to the public shall be obtained from one source for each type of aggregate required in order to produce a uniform color.
3. Source of Aggregates: Aggregates shall be obtained from a selected aggregate source, known to produce aggregates complying with the specified requirements, as approved by OCTA Project Manager.
4. Coarse aggregate shall consist of hard, dense, durable crushed or uncrushed gravel or crushed aggregate conforming to ASTM C33 and the herein specified requirements.
5. Coarse aggregate shall conform to the following requirements when tested in accordance with the specified ASTM Test Methods:
  - a. Resistance to Abrasion (ASTM C131): The loss for aggregate size range 3/4 inch to 3/16 inch after 100 revolutions and 500 revolutions shall not exceed 10 percent and 40 percent, respectively. The test sample shall consist of 7 parts of grading B and 3 parts of grading C.
  - b. Resistance to Abrasion (ASTM C535): The loss for aggregate size range 1-1/2 inch to 3/4 inch (grading 3) after 200 revolutions and 1000 revolutions shall not exceed 10 percent and 40 percent, respectively.
  - c. Soundness (ASTM C88): Weighted average loss after 5 cycles shall not exceed 12 percent when tested with sodium sulfate.
  - d. Specific Gravity (ASTM C127): Bulk specific gravity on the basis of saturated surface-dry aggregate shall be not less than 2.60.
  - e. Potential Reactivity (ASTM C33): Only aggregates considered innocuous in accordance with Appendix XI shall be used in the work.

**C. Fine Aggregate:**

1. Fine aggregate shall consist of hard, dense, durable, stone or rock fragments uniformly graded from 3/8-inch to fines, washed clean, conforming to ASTM C33 and the herein specified requirements. Deleterious substances in aggregate shall not exceed as specified in section 1.04.F.2.b.5
2. Fine aggregate shall conform to the following requirements when tested in accordance with the specified ASTM Test Methods:
  - a. Specific Gravity (ASTM C128): Not less than 2.60 on a saturated surface-dry basis.
  - b. Organic Impurities (ASTM C40): Supernatant liquid must be lighter in color than the reference standard color solution.
  - c. Soundness (ASTM C88): Loss in 5 cycles of sodium sulfate test shall not exceed 12 percent.
  - d. Potential Reactivity (ASTM C289): Only fine aggregate considered innocuous shall be used in the work.
  - e. Fineness Modulus (ASTM C33): Fineness modulus shall be in the range of 2.30 to 3.00, however, the variation of the fineness modulus shall not exceed 0.20.

**D. Drying Shrinkage of Concrete:**



**DRAINAGE PIPE REPAIR AT  
ANAHEIM BUS BASE CHASSIS WASH BAY**

**C-2-2210  
EXHIBIT B**

1. A trial batch of the proposed (mix design) concrete shall be prepared using the aggregates, cement, and admixture proposed for this work. From the trial batch, three specimens (4 inches by 4 inches by 11 inches) for determining "Drying Shrinkage" shall be prepared, cured, dried, and measured as specified in ASTM C157 and ASTM C490, with the following modifications:
    - a. Cast-in-place concrete shall be moist cured for 10 days.
    - b. Measurements shall be made and reported for 7, 14, 21, and 28 days of drying after 9 days of moist curing and 1 day of steam curing. Measurements for HFVAC shall also be made and reported for 56 days of drying.
  2. Shrinkage of specimens for cast-in-place concrete shall not exceed 0.040 percent when measured in accordance with ASTM C157 and ASTM C490 after 21 days of drying.
  3. Shrinkage of HVFAC specimens shall not exceed 0.055 percent when measured in accordance with ASTM C157 after 28 days drying including minimum 7 days moist cure.
- E. Concrete Admixtures and Cementitious Materials: The Contractor may include accepted concrete admixtures and cementitious materials in the mix to improve the water-cement ratio or water-cementitious ratio or workability of the concrete, providing the strengths specified and other desirable characteristics of the concrete can be achieved and maintained. Admixtures shall be included in the design mix, introduced in solution form. Admixtures shall be added at the batch plant, except as directed by OCTA Project Manager.
1. Demonstrate that admixtures have minimum three years history of demonstrable satisfactory performance on major public projects under equivalent conditions.
  2. Chemical Admixtures, Water-Reducing: ASTM C494, Type A.
  3. Air-entraining admixtures – Conform to ASTM C260
  4. Pozzolanic Admixtures: ASTM C618, Class N or F.
  5. Fly Ash: ASTM C618, Class F, with a maximum of 25 percent retained on the No. 325 mesh sieve and a loss on ignition of 1.0 percent maximum.
  6. Pigments for integrally colored concrete: ASTM C979, for synthetic or natural iron oxides (red). Concentrated color pigments containing no fillers, adulterants or admixtures that will affect characteristics or performance of concrete mix design.
  7. Chemical Admixtures, Plasticizing: ASTM C1017, or ASTM C494 Type F or Type G, high-range water-reducing admixtures. Introduce chemical admixture in solution form, in accordance with manufacturer's recommendations.
  8. Prohibited Admixtures: Admixtures containing chlorides or sulfides are not acceptable.
  9. Use admixtures that are compatible with each other.
  10. Do not use retarding or accelerating admixtures unless specifically approved by OCTA Project Manager and at no cost to owner.
- F. Water:
1. Water for concrete mixes, curing, and cleaning shall be clean and potable.
  2. Does not contain impurities, suspended particles, algae or dissolved natural salts in quantities that will cause:
    - a. Corrosion of reinforcing steel.
    - b. Volume changes that will increase shrinkage cracking.
    - c. Efflorescence.



- d. Excessive air-entraining.
- 3. Free from substance which would interfere with the chemical action by which concrete is formed, detract from concrete strength and durability, cause variations of concrete color, or cause a combination of such defects. Chloride concentrations in total concrete mix to not exceed 250 ppm. Wash aggregates with potable water and do not use recycled wash water for mixing concrete.
- G. Reinforcement Fibers: Chopped strands of alkali-resistant polypropylene fibers added to the concrete mix for protection against shrinkage cracks where indicated or required.

## **2.02 COMPONENTS**

- A. AGGREGATES FOR FILL AND LEAN CONCRETE - Conform to SSPWC, Subsection 200, 1.4 and 1.5.5.
- B. AGGREGATES FOR PUMPED CONCRETE - Conform to ACI 304.2R, Chapter 4.
- C. TEST EQUIPMENT - Provide six cylinders conforming to ASTM C470 for casting test specimens in accordance with ASTM C31, as specified herein, for each 150 cubic yards and fractions thereof, of each class of concrete, and for daily pours less than 150 cubic yards, of structural concrete.

## **PART 3 - EXECUTION**

### **3.01 MATERIAL PREPARATION** - Mixing Concrete

- A. Operations:
  - 1. Provide concrete mixers that discharge concrete from mixer that is uniform in composition and consistency throughout mixed batch.
  - 2. Reduce size of batch to be mixed or increase mixing time when charging and mixing operations fail to produce a concrete batch which conforms to above criteria.
  - 3. Add water before, during and following mixer charging operations. Amount of water to be as indicated by mix design; do not add water more than in excess of the weight indicated by mix design.
- B. Central-mixed Concrete:
  - 1. Arrange mixers in centralized mixing plants so mixing action in mixers can be observed by plant operator from a location convenient to mixing plant operator's station.
  - 2. Do not load mixers more than in excess of rated capacity. Mix concrete ingredients in a batch mixer for not less than time specified for various mixer capacities after ingredients, except full amount of water, are in mixer. Mixing time may be reduced if thorough mixing, can be obtained in less time, as determined by testing.
  - 3. Mixing Time

CAPACITY OF MIXER	TIME OF MIXING
2 cu. yd. or less	1 1/2 minutes
3 cu. yd.	2 minutes
4 cu. yd.	2 1/2 minutes



Determined by mixer performance tests by Design Consultant.

- C. Truck-mixed Concrete - Conform equipment and procedures to ASTM C94.

- A. Verify aggregates from different sources are not mixed, except as required to satisfy accepted mix design.
- B. Verify mix designs and sources of aggregates are not changed without written review and acceptance by OCTA Project Manager.
- C. Verify aggregate mixtures have not become segregated.

- A. Prepare aggregates by methods which produce concrete having a temperature of not more than 90°F and not less than 55°F immediately before placing.
- B. Cool concrete ingredients as required and by methods acceptable to OCTA Project Manager.

A. Verify concrete ingredients are proportioned in conformance with established mix design, as accepted by OCTA Project Manager, for particular strength class and usage.

A. MEASURING, BATCH PLANT, MIXERS AND AGITATORS, MIXING AND DELIVERY - Verify ASTM C94, Sections 7, 8, 9 and 10 are satisfied by concrete supplier.

B. ADMIXTURES

1. Verify admixtures are dispensed for each batch from a dispenser having capacity to measure quantity required for one batch.
2. Chemical admixtures - Use water-reducing admixtures in concrete which will be below grade and in contact with rock, earth, ribs and lagging or fill and concrete that will be placed by pumping.
3. Consistency - Maintain slump range at point of delivery for concrete compacted by approved mechanical vibrators within specified limits. Do not use concrete in Work if slump exceeds maximum allowable by one inch or more.
  - a. Use same type and brand cement from same mill for entire project.
  - b. Supply fine or coarse aggregate from one source, non-reactive.
  - c. Provide a concrete mix of consistent quality. Maintain uniform weight ratio of pigment to cement. Do not change mix design without acceptance by OCTA Project Manager. Vary ratio of pigment to cement only when mix design significantly affects color.
  - d. Do not exceed slump as specified in section 1.04.C.9.



- e. Rinse mixer drum thoroughly before batching colored concrete and after colored concrete has been discharged.
- f. Determine pigment amount introduced to batch by weight, not volume. Do not estimate.
- g. Add color by weight directly into mixer along with aggregate, cement and water.
- h. Operate transit mixer at charging or mixing speed (50 to 100 revolutions) for five to 10 minutes while adding color.

**3.06 FIELD QUALITY CONTROL**

- A. Perform field job quality control tests in accordance with the test method and at the frequency specified below.

TEST DESCRIPTION	STANDARD MINIMUM	FREQUENCY PROCEDURE
<u>Material Qualifications</u>		
Manufacturer's Product Data of Certifications of Compliance - Each material/ component used	As Specified in Part 2	Once - Initial acceptance; each shipment used on Worksite
Aggregate	ASTM D75, C33	Once - Initial acceptance and at each change in source of supply
Potential Reactivity	ASTM C289	Once - Initial acceptance and at each change in source of supply
Cement	ASTM C150	Once - Initial acceptance and at each change in source of supply
Water	Paragraph 2.01.F	Once - Initial acceptance and at each change in source of supply
Admixtures	Paragraph 2.01.E	Once - Initial acceptance and at each change in source of supply
Concrete Mix Design	ASTM C94	Once - Initial acceptance and each revision; each class of concrete used
<u>Job Control</u>		
Aggregate Gradation	ASTM C136	Monthly, as a minimum or as directed by OCTA Project Manager
Cement	ASTM C150	Once per month or every 1000 tons
Chemical Admixture	ASTM C494	Once - Initial acceptance and at each change in source of supply
Mineral Admixture	ASTM C618	Once - Initial acceptance and at each change in source of supply
Slump	ASTM C143	First load and each set of cylinders



## **DRAINAGE PIPE REPAIR AT ANAHEIM BUS BASE CHASSIS WASH BAY**

**C-2-2210  
EXHIBIT B**

Compressive Strength	ASTM C31 and C39	Six cylinders per each 150 cu. yd. or portion thereof
Air Content	ASTM C231	First load and each set of cylinders when required by mix design
Temperature	ASTM C177	Paragraph 3.3 First load and each set of cylinders
Compressive Strength	ACI 318	Continuous throughout job moving Average

### **B. Concrete Testing**

1. Contractor to employ and pay for services of a testing laboratory to perform material evaluation and concrete design mix. Concrete testing agency to meet requirements of ASTM E-329.
2. For each 150 cubic yards of structural concrete, or less, placed in one operation take four 6 inch by 12 inch cylinders to be tested for compression strength per ASTM C39 as follows:
3. Test one cylinder at seven days and record compressive strength.
4. Test two cylinders at 28 days to determine compressive strength. Record average of two cylinders. Concrete represented by sample - Acceptable if:
  - a. Average of all sets of three consecutive strength tests per shift equals or exceeds design strength.
  - b. No individual strength test (average of two cylinders) falls below design strength by more than 500 psi.
  - c. Maintain one cylinder as a spares, Discard after acceptance of 28 days test
5. Prepare and test trial mixes. From trial mixes, prepare a combined particle distribution curve for concrete mix.
6. Construction mixes not conforming to combined particle distribution curve, or with unacceptable water/cement ratio, total mix water, or total cementitious material, or yielding concrete of unsatisfactory unit weight, will be rejected and will require adjustments in concrete mix and new test trial, for review and acceptance of adjusted mix.
7. Conduct a proof test for pumpability of design mix. Reproduce job conditions by introducing "U" turns in steel pipe laid on ground. Pumped concrete may be deposited in another mixer. Use accepted concrete mix only. OCTA Project Manager may elect to conduct independent testing of materials to verify actual properties.

**END OF SECTION**



**SECTION 03 11 00  
CONCRETE FORMING**

**PART 1 - GENERAL**

**1.01 SUMMARY**

- A. Section Includes:
  - 1. Transport, labor, materials, and equipment to design, install, and remove formwork, including screeds and related work, for cast-in-place concrete.
  - 2. Setting in forms, anchor bolts, metal inserts, sleeves, etc., embedded in concrete.
  - 3. Miscellaneous concrete work, including but not limited to areaways, cast-in-place valve boxes, pits, splash blocks, equipment bases, concrete fill for steel pan stair treads, and other items as shown or required to complete the work.
- B. Related Sections:
  - 1. Section 03 20 00, Concrete Reinforcing.
  - 2. Section 03 30 00, Cast-in-Place Concrete.
  - 3. Section 32 13 13, Concrete Paving.
  - 4. Section 32 16 13, Concrete Curbs and Gutters.

**1.02 REFERENCE STANDARDS**

- A. ASTM: ASTM International (formerly American Society for Testing and Materials).
- B. APA: APA – The Engineered Wood Association (formerly American Plywood Association).
- C. ACI: American Concrete Institute:
  - 1. ACI 117, Specifications for Tolerances for Concrete Construction and Materials.
  - 2. ACI 347, Guide to Formwork for Concrete.
  - 3. ACI 318, Building Code Requirements for Structural Concrete.
- D. SSPWC: Standard Specifications for Public Works Construction.
- E. CPUC: California Public Utilities OCTA, General Orders 26-D and 118.
- F. CBC: California Building Code, 2007 (CCR Title 24 Part 2).
- G. American Concrete Institute: ACI 347 – Guide to Formwork for Concrete.



**1.03 SUBMITTALS**

- A. Submit manufacturer's data and installation instructions for proprietary materials including form coatings, ties, and accessories, and manufactured form systems if used.
- B. Shop Drawings:
  - 1. Shop Drawings: Submit shop drawings showing formwork materials, form ties and surface finish. For architectural concrete, show form pattern layouts of all exposed concrete dimensioned to precisely locate grooves, form panel jointing, and similar features. Review and approval will not include form strength and adequacy.
  - 2. Record Documents: Keep an accurate record of the dates of removal of forms and form shores, and furnish copies to OCTA Project Manager.

**1.04 QUALITY ASSURANCE**

- A. Construct forms according to ACI 347 and conforming to tolerances specified in ACI 301, as applicable, unless exceeded by code requirements or otherwise indicated or specified.

**1.05 DELIVERY, STORAGE, AND HANDLING**

- A. Deliver materials for forms in timely manner to ensure uninterrupted progress.
- B. Store materials by methods that prevent damage and permit ready access for inspection and identification.

**PART 2 – PRODUCTS**

**2.01 GENERAL**

- A. Except for metal forms, use all new materials. Non-metal materials may be used a maximum of three times, provided they are completely cleaned and reconditioned, re-coated for each use, and are still capable of producing concrete work of required quality.

**2.02 FORM MATERIALS**

- A. Form Lumber: WCLIB Construction grade or better, WWPA No. 1 or better, or equal. Use dimensions as required to support required loads, but not less than 2x4.
- B. Form Plywood: PS 1, Group I, Exterior Grade B-B plyform or better, minimum 5-ply and 3/4 inch thick for exposed locations and not less than 5/8 inch thick for unexposed locations, grade marked, not mill oiled. Plywood having medium or high density overlay is acceptable.
- C. Coated Form Plywood: For exposed architectural concrete, plastic overlaid plywood of grade specified above, factory coated with a form coating and release agent.
- D. Form Ties: Prefabricated rod, flat band, wire, internally threaded disconnecting type, or equal, not leaving metal within 1-1/2 inches of concrete surface.



- E. Form Coating: Non-staining clear coating free from oil, silicone, wax, not grain-raising. Where form liners are used, provide form coatings recommended by form liner manufacturer.
- F. Form Liner: Rigid or resilient, types as shown on the drawings for the patterns indicated, matching approved sample.
- G. Chamfer Strips: Clear white pine with planes surface against concrete. Set nails used to attach to formwork and cover w/ non-staining putty.

### **PART 3 - EXECUTION**

#### **3.01 FORMWORK**

- A. Fabricate forms for easy removal without hammering or prying against concrete surfaces. Provide crush plates or wrecking plates where stripping may damage cast concrete surfaces.
- B. Kerf wood inserts for forming keyways, reglets, recesses, and the like, to prevent swelling and assure ease of removal.
- C. Provide for openings, offsets, keyways, recesses, moldings, reglets, chamfers, blocking, screeds, bulkheads, anchorages, inserts, and other features as required.
- D. Conform to ACI 301 and ACI 347 except as exceeded by the requirements of Code, regulatory agencies, or specifications. Formwork tolerances shall conform to ACI 117.
- E. Corners and Angles: Provide 3/4 inch by 3/4 inch beveled chamfer strips for all exposed concrete corners and angles unless otherwise indicated. Form concealed concrete corners and angles square unless otherwise indicated.
- F. Reglets and Rebates: Form required reglets and rebates to receive frames, flashing, and other equipment. Obtain required dimensions, details, and precise positions for work to be installed under other sections and form concrete accordingly.
- G. Form Joints: Fill joints to produce smooth surfaces, intersections, and arrises. Use polymer foam or equivalent fillers at joints and where forms abut or overlap existing concrete to prevent leakage of mortar.
- H. Recesses, Drips, and Profiles: Provide smooth milled wood or preformed rubber or plastic shapes of types shown and required.
- I. Cleanouts and Cleaning: Provide temporary openings in all wall forms and other vertical forms for cleaning and inspection. Clean forms and surfaces to receive concrete prior to placing.
- J. Re-Use: Clean and recondition form material before re-use.

#### **3.02 FORM CONSTRUCTION**

- A. Notify OCTA Project Manager one full working day prior to concrete placement, so



that the forms can be inspected. Contractor shall correct any defective work found in Residents Engineer's inspection, prior to delivery of concrete to the project. Formwork surfaces that were in good condition and accepted for use, but were damaged during removal and handling, shall not be reused on additional pours.

- B. Forms shall be braced or tied to maintain the desired position, shape, and alignment during and after concrete placement.
- C. Form panels on each side of the panel joint shall be precisely aligned, by means of supports or fasteners common to both panels, to result in a continuous unbroken concrete plane surface.
- D. Forms shall be brought to a true line and grade, or a wooden guide strip shall be provided at the proper location on the forms so that the top surface can be finished with a screed or template for concrete which is to be finished to a specified elevation, slope, or contour.
- E. Support form materials by structural members spaced sufficiently close to prevent deflection. Undulations exceeding either 3/32 inch or 1/270 of the center-to-center distance between studs, joists, form stiffeners, form fasteners, or wales are unacceptable and will be rejected by OCTA Project Manager. Formwork tolerances shall not exceed the limits in ACI 117.
- F. Provide formwork sufficiently tight to prevent leakage of cement paste during concrete placement. Solidly butt joints and provide backup material at joints as required to prevent leakage and fins.
- G. Accurately place and securely support items to be built into the concrete.
- H. Sides of all footings and grade beams shall be formed, unless permission is obtained to place concrete directly against earth. Where this permission is granted, the footing or grade beam dimension shall be increased by 3 inches. Remove formwork prior to backfilling operations.
- I. Should any form or forming system, even though previously approved for use, produce a concrete surface with unacceptable undulations, its use shall be discontinued until modifications satisfactory to OCTA Project Manager have been made.

### **3.03 FORM COATINGS**

- A. Coat form contact surfaces with form coating material before reinforcement is placed.
- B. Do not allow excess form coating to accumulate in the forms or to come in contact with surfaces which will bond to fresh concrete.
- C. Apply form coating in strict accordance with the manufacturer's written recommendations.

### **3.04 CONCRETE PLACEMENT**

- A. The rate of deposition of concrete in forms shall be controlled to prevent deflections of the forms or form panels in excess of the deflections permitted by these specifications.



**3.05 REMOVAL OF FORMS**

- A. Take care in removing forms to avoid surface gouging, corner or edge breakage, and other damage to the concrete.
- B. Solidly pack form tie holes, rod holes, and similar holes in the concrete as specified in Section 03 30 00, Cast-In-Place Concrete.
- C. Remove forms in accordance with SSPWC Section 303-1.4.
- D. Do not remove concrete forms until concrete attains sufficient strength to support its own weight and all superimposed loads as determine by testing field cured concrete cylinders, but not sooner than specified in ACI 347, paragraph 3.7.
- E. Store reusable forms for exposed architectural concrete to prevent damage to contact surfaces.

**3.06 FORMWORK TOLERANCES**

- A. Deflection: Limit deflection of forming surfaces from concrete pressure to  $L/240$ .
- B. Finish Lines of Platforms: Position formwork to maintain hardened concrete finish lines within following permissible deviations.
  - 1. Variation from Plumb:

a. In 10 feet (3.05 m)	1/4 inch (6 mm)
b. In 20 feet (6.1 m)	3/8 inch (10 mm)
c. In 40 feet or more (12.19 m)	3/4 inch (19 mm)
  - 2. Variation from Level or Grades Indicated

a. In 10 feet (3.05 m)	1/4 inch (6 mm)
b. In 20 feet (6.1 m)	3/8 inch (10 mm)
c. In 40 feet or more (12.2 m)	3/4 inch (19 mm)
  - 3. Cross-Sectional Dimensions

a. Minus	1/4 inch (6 mm)
b. Plus	1/2 inch



(13 mm)

- C. Slab Openings: Variations in size and location of sleeves and slab openings shall not exceed 1/4 inch (6 mm).

**3.07 SURVEY AND ADJUSTMENT**

- A. Check forms before and during placement of concrete, using an instrument, and make corrections as work proceeds.

**3.08 EMBEDDED PIPING AND ROUGH HARDWARE**

- A. Where work of other sections require openings for passage of pipes, conduits and other inserts in the concrete, obtain all dimensions and other information from installer of same. All necessary pipe sleeves, anchors, or other required inserts shall be accurately installed as part of the work of other sections, according to following requirements.
- B. Conduits or Pipes: Locate so as not to reduce strength of concrete. In no case place pipes, other than conduits, in a slab 4-1/2 inches thick or less. Conduit buried in a concrete slab shall not have an outside diameter greater than 1/3 the slab thickness nor be placed below the bottom reinforcing steel or over top reinforcing steel.
- C. Sleeves: Pipe sleeves may pass through slabs or walls if not exposed to rusting or other deterioration and are of uncoated or galvanized iron or steel. Provide sleeves of diameter large enough to pass any hub or coupling on pipe, including any insulation.
- D. Conduits: Conduits may be embedded in walls only if the outside diameter does not exceed 1/3 the wall thickness, are spaced no closer than 3 diameters on centers, and do not impair the strength of the structure.

**3.09 FIELD QUALITY CONTROL**

- A. Inspection: Obtain inspection and approval of forms from OCTA Project Manager before placing concrete.

**PART 4 - MEASUREMENT AND PAYMENT**

- A. No separate measurement or payment will be made for the work of this section.

**END OF SECTION**



**SECTION 03 20 00  
CONCRETE REINFORCING**

**PART 1 - GENERAL**

**1.01 SUMMARY**

- A. Section Includes: Labor, materials, and equipment necessary and incidental to placing:
  - 1. Reinforcing bars for cast-in-place concrete.
  - 2. Reinforcing mesh for cast-in-place concrete.
  - 3. Accessories, including but not limited to chairs and tie wires.
  - 4. Steel bar reinforcing for masonry (furnish and deliver to site).
  - 5. Miscellaneous concrete work, including but not limited to areaways, cast-in-place valve boxes, pits, splash blocks, equipment bases, and other items as shown or required to complete the work.

**1.02 RELATED SECTIONS**

- A. Section 03 11 00, Concrete Forming.
- B. Section 03 30 00, Cast-in-Place Concrete.
- C. Section 32 13 13, Concrete Paving.
- D. Section 32 16 13, Concrete Curbs and Gutters.

**1.03 REFERENCE STANDARDS**

- A. ACI – American Concrete Institute:
  - 1. ACI 301, Specifications for Structural Concrete.
  - 2. ACI 318, Building Code Requirements for Structural Concrete.
  - 3. ACI SP-66, ACI Detailing Manual.
- B. ASTM: American Society for Testing and Materials.
- C. AWS – American Welding Society: AWS D1.4, Structural Welding Code—Reinforcing Steel.
- D. Caltrans – California Department of Transportation: Standard Specifications.



**1.04 SUBMITTALS**

- A.. Shop Drawings: Indicate bar sizes, spacing, locations, and quantities of reinforcing steel and wire fabric, bending and cutting schedules, supporting and spacing devices, and lengths of any lap splices.
- B. Product data and certifications for mechanical couplers.
- C. Product data for epoxy bonding adhesive.
- D. Certification: Manufacturer or supplier's certification that products meet specified requirements.
- E. Plan, procedures, and materials for anchoring reinforcing bars into existing concrete.
- F. Certification: Welding operator's certificate.
- G. Chemical Analysis: For bars to be welded, in accordance with code.

**1.05 QUALITY CONTROL**

- A. Perform work in accordance with ACI 301, ACI SP-66, ACI 318, and Caltrans Standard Specifications.
- B. Provide OCTA Project Manager with access to fabrication plant to facilitate inspection of reinforcement. Provide notification of commencement and duration of shop fabrication in sufficient time to allow inspection.
- C. Source Quality Control: Refer to Section 01 45 00, Quality Control, for general requirements and to following paragraphs for specific procedures. Testing laboratory shall perform the following conformance testing, shall select test samples of bars, ties, and stirrups from the material at the site or from place of distribution, each sampling including at least two 18-inch pieces, and shall perform the following tests according to ASTM A615.
  - 1. Identified Bars: If samples are obtained from bundles as delivered from the mill, identified as to heat number, accompanied by mill analyses and mill test reports, and properly tagged with Identification Certificate so as to be readily identified, perform one tensile and one bend test for each 10 tons or fraction thereof of each size of bars. Submit mill reports when samples are selected.
  - 2. Unidentified Bars: When positive identification of reinforcing bars cannot be made and when random samples are obtained, perform tests for each 2.5 tons or fraction thereof, one tensile and one bend test from each size of bars.
- D. Certification of Welders: All welding both in shop and in field shall be performed by certified welding operators.

**1.06 MARKING AND SHIPPING**

- A. Deliver materials in a timely manner to ensure uninterrupted progress.



- B. Bundle bars, tag with identification, and transport and store so as not to damage any material. Use metal tags indicating size, length and other marking shown on placement drawings. Maintain tags after bundles are broken. Store materials by methods that permit ready access for inspection and identification.

## **PART 2 - PRODUCTS**

### **2.01 MATERIALS**

- A. Reinforcing Steel: ASTM A706, Grade 60, for structural concrete.
- B. Spiral Reinforcement: ASTM A82.
- C. Mechanical Couplers: Sleeve-threaded per Caltrans Standard Specifications Section 52-1.08C(2).
- D. Magnesium Phosphate Concrete: Conform to Caltrans Section 83-2.02D(1).
- E. Welded Wire Fabric: ASTM A185, furnished in sheets only.
- F. Welding Electrodes: AWS D1.4, Table 5.1 and 5.5 low hydrogen electrodes, E9018 for Grade 60 steel, E70XX Series for grade 40 steel.

### **2.02 ACCESSORY MATERIALS**

- A. Tie Wire: ASTM A82, annealed copper-bearing steel, minimum 0.0625 inch (aka 16 gauge) uncoated diameter, galvanized.
- B. Chairs and Similar Support Items:
  - 1. Standard manufactured products conforming to CRSI Manual of Standard Practice.
  - 2. Use dense precast concrete supports with embedded wire ties for reinforcement placed on grade. Elsewhere, use wire bar supports.
  - 3. Items in contact with formed surfaces shall not have the potential of staining concrete surfaces exposed to view.

### **2.03 FABRICATION**

- A. Comply with CRSI Manual of Standard Practice for fabrication of reinforcing steel.
- B. Bending and Forming: Fabricate bars of the indicated sizes and bend and form to required shapes and lengths by methods not injurious to materials. Do not heat reinforcement for bending. Bend bars No. 6 size and larger in the shop only. Bars with unscheduled kinks or bends are subject to rejection. Use only tested and approved bar materials.
- C. Welding: Use only ASTM A706 steel where welding is proposed. Perform welding, where shown or approved, by the direct electric arc process in accordance with AWS D1.4 using specified low-hydrogen electrodes. Preheat 6 inches each side of joint. Protect joints from drafts during the cooling process; accelerated cooling is prohibited. Do not tack weld bars.



Clean metal surfaces to be welded of all loose scale and foreign material. Clean welds each time electrode is changed and chip burned edges before placing welds. When wire brushed, the completed welds must exhibit uniform section, smooth welded metal, feather edges without undercuts or overlays, freedom from porosity and clinkers, and good fusion and penetration into the base metal. Cut out welds or parts of welds found defective with chisel and replace with proper welding. Prequalification of welds shall be in accordance with Code.

### **PART 3 - EXECUTION**

#### **3.01 PLACEMENT**

- A. Coordinate with placement of formwork, formed openings, and other work.
- C. Place, support, and secure reinforcement against displacement. Do not deviate from required position. Spot welding of chairs or other items to reinforcing steel is not permitted.
- D. Provide additional reinforcing bars at wall and slab openings as detailed. Before placing bars, and again before concrete is placed, clean bars of loose mill scale, oil, or any other coating that might destroy or reduce bond.
- E. Drill, install, and bond reinforcing steel dowels into existing concrete as indicated on the drawings, in accordance with Caltrans Section 75 1.03 using the approved magnesium phosphate concrete (not mortar) and in accordance with the approved plan, procedures, and materials.
- F. Maintain concrete cover around reinforcing as indicated on drawings.
- G. Securing in Place: Accurately place bars and wire tie in precise position where bars cross. Bend ends of wire ties away from the forms. Wire tie bars to corners of ties and stirrups. Support bars according to CRSI's Placing Reinforcing Bars using approved accessories and chairs. Place precast concrete cubes with embedded wire ties to support reinforcing steel bars in concrete placed on grade and in footings. Use care not to damage vapor barriers where they occur.
- H. Exposed Concrete Surfaces: Provide stainless steel or exterior quality vinyl plastic tipped chairs, bolsters, and accessories where exposed on exterior or interior concrete surfaces not to be painted or permanently covered.
- I. Splices: Do not splice reinforcing bars at the points of maximum stress except where indicated. Lap splices as shown or required to develop the full strength or stress of bars. Stagger splices in horizontal wall bars at least 48 inches longitudinally in alternate bars and opposite faces.
- J. Field Welding of Bars: As specified for fabrication.
- K. Maintaining Bars In Position: Take adequate precautions to assure that reinforcing position and spacing is maintained during placement of concrete.
- L. Reinforcing Mesh: Lap one full mesh plus 2 inches, but not less than 6 inches. At splices, wire tie, and support the same as specified for bars.



**3.02 FIELD QUALITY CONTROL**

- A. OCTA Project Manager will perform field inspection under Section 01 45 00, Quality Control. Reinforcement shall be placed in accordance with the approved detailed shop drawings.
  - 1. Inspection: Obtain inspection and approval of reinforcing before concrete is placed.
  - 2. Welding Inspection. Whether welding is done in the shop or at the site, perform welding of reinforcing bars under inspection of the testing laboratory welding inspector retained by the OCTA.

**PART 4 – MEASUREMENT AND PAYMENT**

- A. No separate measurement or payment will be made for the work of this section.

**END OF SECTION**



**THIS PAGE DELIBERATELY LEFT BLANK**



**SECTION 03 30 00**

**CAST-IN-PLACE CONCRETE**

**PART 1 - GENERAL**

**1.01 SUMMARY**

**A. Section Includes:**

1. Furnishing, placing, testing, repair/patching, and initial curing of cast-in-place concrete unless otherwise specified.
2. Grout and drypack, except as otherwise specified.
3. Placing of embedded anchor bolts and inserts.
4. Vapor barrier under slabs on grade.
5. Miscellaneous concrete work and other items as shown or required to complete the work.

**B. Related Sections:**

- 1 Section 01 33 00: Submittal Procedures
- 2 Section 01 43 00: Project Quality Assurance
- 3 Section 01 60 00: Product Requirements
- 4 Section 03 05 15: Portland Cement Concrete
- 5 Section 03 11 00: Concrete Forming
- 6 Section 03 15 13: Waterstops
- 7 Section 03 20 00: Concrete Reinforcement

**C. Section Does Not Include:**

1. The provision of this section shall not apply to:
  - a. Section 32 13 13, Concrete paving.
  - b. Section 32 16 14, Concrete Curbs and Gutters.

**1.02 REFERENCES**



- A. American Association of State Highway and Transportation Officials (AASHTO):
  - 1. AASHTO M171 - Sheet Materials for Curing Concrete
  - 2. AASHTO M182 - Burlap Cloth Made from Jute or Kenaf
- B. American Concrete Institute (ACI):
  - 1. ACI 117 - Tolerances for Concrete Construction & Materials and Commentary
  - 2. ACI 301 - Structural Concrete
  - 3. ACI 304R - Measuring, Mixing, Transporting, and Placing Concrete
  - 4. ACI 304.2R - Placing Concrete by Pumping Methods
  - 5. ACI 305R - Hot Weather Concreting
  - 6. ACI 309R - Consolidation of Concrete
  - 7. ACI 318 - Building code Requirements for Structural Concrete
  - 8. ACI SP-15 - Standard Specification for Structural Concrete
- C. ASTM International (ASTM):
  - 1. ASTM C33 - Concrete Aggregates
  - 2. ASTM C42 - Obtaining and Testing Drilled Cores and Sawed Beams of Concrete
  - 3. ASTM C94 - Ready-Mixed Concrete
  - 4. ASTM C150 - Portland Cement
  - 5. ASTM C171 - Sheet Materials for Curing Concrete
  - 6. ASTM C309 - Liquid Membrane-Forming Compounds for Curing Concrete
  - 7. ASTM C881 - Epoxy-Resin-Base Bonding Systems for Concrete
  - 8. ASTM D994 - Preformed Expansion Joint Filler for Concrete (Bituminous Type)
  - 9. ASTM D1056 - Flexible Cellular Materials - Sponge or Expanded Rubber
  - 10. ASTM D1667 - Flexible Cellular Materials - Vinyl Chloride Polymers and Copolymers (Closed Cell Foam)
  - 11. ASTM D1751 - Preformed Expansion Joint Filler for Concrete Paving and Structural Construction (Non-extruding and Resilient Bituminous Types)
  - 12. ASTM D1752 - Preformed Sponge Rubber Cork and Recycled PVC Expansion Joint Fillers for Concrete Paving and Structural Construction
  - 13. ASTM D3740 - Minimum Requirements for Agencies Engaged in Testing and/or Inspection of Soil and Rock as Used in Engineering Design and Construction
- D. South Coast Air Quality Management District (SCAQMD) Volatile Organic Compounds (VOC) regulations
- E. Caltrans: State of California Department of Transportation, Standard Specifications

**1.03 QUALITY ASSURANCE**



- A. Comply with Section 01 43 00 - Project Quality Assurance, for Quality Assurance Requirements.
- B. Qualifications of Concreting Supervisor; Responsible charge experience in placing, consolidating and curing portland cement concrete in structures similar to those of this Contract.
- C. Comply with South Coast Air Quality Management District (SCAQMD) regulations for Volatile Organic Compounds (VOC).
- D. Construction tolerances allowable for various cast-in-place concrete components shall be per ACI 117.
- E. Obtain material from same source throughout work.
- F. Furnish materials in manufacturer's packaging with applicable instructions.

#### **1.04 SUBMITTALS**

- A. Refer to Section 01 33 00 - Submittal Procedures, for submittal requirements and procedures.
- B. For each concrete placement operation:
  - 1. Detailed descriptions of intended equipment and methods for conveying, placing, consolidating, preliminary finishing and curing of concrete.
  - 2. Ready-mix delivery tickets: In accordance with ASTM C94.
  - 4. Detailed description of proposed methods for protecting fresh concrete from inclement weather and extremes of temperature.
  - 5. Location of concrete placement with scheduled date, intended rate of placing, mix design designation and updates.
  - 6. Special concrete placement and compaction procedures.
  - 7. Proposed method capable of controlling concrete temperature at time of placement between 55°F minimum, 90°F maximum.
- C. Concrete Lift Drawings: Concrete lift drawings for each lift, indicating locations and sizes of pipe sleeves, conduits, inserts, reglets, anchor bolts, openings, recesses, equipment support, unistruts, ceiling supports, monorail supports, embedded damper supports, embedded plates for edgelights, embedded plumbing and fire protection piping, embedded angles for drains, embedded plates and other embedded items. Submit concrete lift drawings for each trade separately at the same time and also on a common background. Notify OCTA Project Manager of conflict. Propose adjustments required to the placement of reinforcing steel and concrete with respect to the conduits and other embedded items.

#### **1.05 DEFINITIONS**

- A. "As indicated": Plan, elevation, sections, details, and general notes shown on approved contract drawings, shop drawings, and working drawings Approved for Construction by OCTA Project Manager and as specified herein.



**1.06 WORKSITE CONDITIONS**

- A. Environmental Requirements:
  - 1. Hot weather concreting: Maximum temperature as recommended in ACI 305R.
    - a. Do not allow temperature of concrete, when deposited, to exceed 90F during hot weather.
    - b. When ice is used to maintain concrete temperature, add with or without water; include weight of ice in calculation of water cement ratio.
    - c. Protect concrete from direct sunlight during curing period.
    - d. Keep concrete moist with cool water sprinkling, wet burlap or cotton mats, or other acceptable methods which do not adversely affect concrete.
  - 2. Wet Weather: Do not place concrete in locations exposed to weather if rain intensity is expected to wash cement paste off aggregate, unless adequate shelter for concrete has been provided.
- B. Inspection Immediately Before Concreting:
  - 1. Substrate Surface Condition
    - a. Verify surface is hard, reasonably level, slightly moist, and free from loose, saturated and frosty material and debris.
    - b. Verify previously placed concrete has been prepared for bonding as specified and is free from loose and extraneous matter.
  - 2. Membrane: Verify hydrocarbon resistant (HCR) membrane has been placed, is intact, and joints and penetrations have been sealed and that all required QC inspections have been completed.
  - 3. Products to be Embedded:
    - a. Inspect anchorage devices, remove defective pieces, install new pieces, and correct omissions, improper positioning, and weaknesses in fastenings.
    - b. Verify pipes and conduits to be embedded are satisfactorily tested, with external threads capped, internally-threaded and non-threaded ends plugged, and anchorage devices secured in indicated locations.
    - c. Verify waterstops have been installed as specified in Section 03 15 13 - Waterstops.
  - 4. Formwork: Inspect for defects in alignment, grade and integrity of bracing, tie-bolts, falsework, camber, and joints; eliminate defects.
  - 5. Concrete Reinforcement: Inspect for quantity, sizes and positioning. Verify fastenings will prevent displacement.
  - 6. Do not place concrete until inspection has been completed and defects have been corrected.
- C. Where reinforcement is so congested concrete placement is impeded, implement special concrete placement and compaction procedures, with prior acceptance of OCTA Project Manager.

**1.07 DELIVERY, STORAGE, AND HANDLING**



- A. Refer to Section 01 60 00 - Product Requirements, for general requirements for product delivery, storage and handling procedures.
- B. Transport and deliver concrete in accordance with ASTM C94, ACI 304R and this Section.
- C. Arrange and maintain delivery schedules; once placement has begun, do not delay more than 30 minutes between fresh deposits and previously placed deposits.
- D. Handle, store and batch concrete materials to prevent contamination, dampness, segregation and other conditions detrimental to final product.

## **PART 2 - PRODUCTS**

### **2.01 MATERIALS**

- A. Fill Concrete: Class 2500, unless otherwise indicated.
- B. Non-Slip Material: Nonmetallic, dry shake, emery or silica quartz abrasive aggregate.
- C. Water: Any potable additional water required during placement of concrete shall be in accordance with CRD-C400.
- D. Sand: Clean, dry, natural or manufactured sand, free from clay lumps, rocks and debris for under/over vapor barrier.
- E. Reinforcement: As specified in Section 03 20 00 - Concrete Reinforcement.

### **2.02 ACCESSORIES**

- A. Curing Materials:
  - 1. Burlap - Double thickness conforming to AASHTO M182, Class 3.
  - 2. Sheet Materials - Conform to ASTM C171.
  - 3. White Polyethylene Sheeting - Conform to AASHTO M171.
  - 4. Liquid Membrane Forming Curing Compound - Conform to ASTM C309, Type 1-D or 2 as selected by OCTA Project Manager. Certify Class B curing agent will not affect bond of subsequent finishes. Comply with SCAQMD rules and Federal air quality regulation 40 CFR 52.254.
    - a. Type 1-D compound, containing fugitive dye readily distinguished upon concrete surface and will become inconspicuous within seven days after application.
    - b. Type 2 compound, containing white pigment that when applied to surface exhibits reflectance not less than 60 percent of magnesium oxide. Use where surfaces are subjected to sunlight.
    - c. Products: Subject to compliance with requirements, use Mastercure 100 WB, BASF Construction Chemicals, 100-Clear Series, W. R. Meadows or equal approved.



- B. Hardener:
  - 1. Furnish hardener conforming to ASTM C309 and consisting of one of the following:
    - a. Blend of magnesium fluosilicate and zinc flousilicate combined with wetting agent, containing not less than two pounds of flousilicate per gallon.
    - b. 35 percent sodium silicate having a specific gravity corresponding to 42 degrees as tested by the Baume Method.
  - 2. Hardener - Penetrating compound, leaving no residue, compatible with abrasive aggregate, curing compound, sealer and subsequent floor finishes.
  - 3. Hardener may be combined with a curing agent and sealer to form a single compound conforming to these requirements.
- C. Mortar for Patching Concrete: One part portland cement of type and manufacture used in damaged concrete to two parts fine aggregate conforming to ASTM C33.
- D. Grout for Bond New Concrete to Set Concrete: Equal parts of portland cement and fine aggregate by weight and not more than six gallons water per sack cement.
- E. Vapor Barrier: Six-mil polyethylene.
- F. Neoprene Membrane for Noise and Vibration Control: Closed cell neoprene expanded rubber conforming to ASTM D1056, Grade RE-45L, and as indicated.
- G. Epoxy-Resin Adhesive: In conformance with ASTM C881. Concreive Epoxy by BASF, Sikadur Epoxy by Sika Corporation, HVA Capsule Anchors by Hilti, Ultrabond by Adhesives Technology Corporation or equal, subject to approval by OCTA Project Manager.
- H. Construction Joint Materials:
  - 1. Products: Subject to compliance with requirements, provide one of the following, or equal approved as a comparable product:
    - a. Key-Loc Joints, Form-a-Key Products.
    - b. Keyway PVC Tongue and Groove Joint Form, Sealite by W. R. Meadows

### **2.03 DRYPACK AND GROUT MIXES**

- A. Drypack: Field mixture of 1 part portland cement to 2 parts fine aggregate mixed to a damp consistency such that a ball molded in the hands will stick together and hold its shape. At Contractor's option, the specified admixture may be added for increased workability at lower water/cement ratio. In lieu of field mixing, Contractor may use factory mixed drypack material as follows:
  - 1. Products: Subject to compliance with requirements, provide one of the following, or equal approved as a comparable product:
    - a. Set Grout, BASF Building Systems.
    - b. Dry Pack Grout, Euclid Chemical Company.



- B. Portland Cement Grout:
1. Prepare grout consisting of portland cement, sand, and water.
  2. Use portland cement grout in recesses, holes, and surfaces under structural members, and at other locations shown.
  3. Do not use staining ingredients in grout exposed to view.
  4. Formulation: Two parts sand and one part cement measured by volume. Mix grout with sufficient water to permit placing and packing, approximately 45 minutes before use.
- C Non-Shrink Grout: Furnish factory premixed such that only water is added at the jobsite. Mix in a mechanical mixer with the minimum amount of water necessary to produce a workable grout. Non-shrink grout shall conform to ASTM C1107, Grade A, and shall be a commercial formulation suitable for the proposed application. Grout shall be capable to attain a minimum of 7000 psi strength, unless a higher strength is noted on the drawings. Subject to compliance with requirements, provide one of the following, or equal approved as a comparable product:
1. L & M Crystex
  2. Master Builders "Masterflow 713 Grout"
  3. U. S. Grout "Five Star Grout"
- D. Epoxy Grout:
1. Epoxy grout for bonding freshly-mixed concrete to existing or previously poured concrete shall be in conformance with ASTM C881, Type II
  2. Two-component liquid epoxy adhesive with inert aggregate filler and appropriate viscosity for intended use.
  3. Factory pre-packaged separately and field mixed.
  4. Mix in proportions according to manufacturer's recommendations.
  5. For floors and horizontal surfaces (Low viscosity):
    - a. Adhesive Engineering "Concresive 1463"
    - b. Sika "Hi-Mod LV"
  6. For floors and horizontal surfaces (Medium viscosity):
    - a. Adhesive Engineering "Concresive 1000"
    - b. Sika "Hi-Mod LPL"
  7. For vertical and overhead applications (Non-sag consistency):
    - a. Adhesive Engineering "Concresive 1441"
    - b. Sika "Hi Mod Gel"
  8. Aggregate: As recommended by epoxy grout manufacturer.
  9. Water: Clean and free from deleterious substances.

**2.04 FINISHES**



- A. Surface Sealer: Surface sealers shall be clean, penetrating, non-glossy, non-darkening and nearly imperceptible after curing with no surface buildup. Coating/sealer - Water repellent - Effective against chlorides. Composition - Alkyl – Alkoxy Silixane with long alkyl groups.

### **PART 3 - EXECUTION**

#### **3.01 PREPARATION**

- A. Verify HCR membrane for slabs-on-grade has been properly installed as specified in Section 07 13 19 - Hydrocarbon-Resistant Membrane for Cast-In-Place Concrete.
  - 1. Before placing reinforcement and concrete, verify subgrade and base are smooth and free from debris.
  - 2. Place mud slab uniformly over areas to receive membrane.
  - 3. Dampen 24 hrs. before placing concrete, but do not muddy, re-roll where necessary for smoothness and remove loose material.
- B. Install vapor barrier under slabs-on-grade, except where hydrocarbon-resistant membrane is used, as follows:
  - 1. Before placing reinforcement and concrete, verify subgrade and aggregate base are smooth and free from debris.
  - 2. Lay vapor barrier on undisturbed sand. Lap side and end joints not less than four inches and seal watertight. Inspect vapor barrier for punctures and tears; patch penetrations in same manner as joints.
  - 3. Dampen 24 hrs. before placing concrete, but do not muddy, re-roll where necessary for smoothness and remove loose material.
- C. Remove all free water from forms before concrete is deposited. Remove hardened concrete, debris and foreign materials from interior surfaces of forms, exposed reinforcing, and from surfaces of mixing and conveying equipment.
- D. Wet wood form sufficiently to tighten up cracks. Wet other materials sufficiently to reduce absorption and to help maintain concrete workability.
- E. Provide concrete in accordance with Section 03 05 15 - Portland Cement Concrete.
- F. Working Platforms: Arrange temporary runways for buggies. Support runways on formwork, not on reinforcing.
- G. Immediately before placing concrete, ensure required volume of concrete will be delivered in manner to permit placement at constant rate. Do not use aluminum components for conveying concrete.
- H. Immediately before placing concrete, check forms, falsework and shoring; make adjustments to ensure finished Work will conform to indicated lines and grades. Provide plumb lines and tell-tales to permit ready measurement by OCTA Project Manager to determine settlement and deviation from Contract Drawing requirements.



- I. Do not place concrete until formwork, hydrocarbon-resistant membrane where indicated, reinforcing steel and embedded items have been checked and appropriate placement certification has been signed by Contractor and accepted by OCTA Project Manager.
- J. Embedments in Concrete: Position embedded steel items, inserts, pipes, conduits and anchors, and securely support as specified in Sections of architectural, electrical and mechanical Work and as indicated.
- K. Concrete Reinforcement: Except as indicated, install concrete reinforcement as specified in Section 03 20 00 - Concrete Reinforcement. Verify requirements for concrete cover over reinforcement.
- L. Set screeds before placing concrete.
  - 1. Set screeds at walls and maximum 8'-0" centers in between. Set to provide level floor, check with an instrument level, transit, or laser during placing operation to maintain level floor.
  - 2. Use weighed pads or cradle type screeds over vapor barriers. Do not drive stakes through the vapor barriers.
- M. Verify that the decking joints are sealed and there are no openings or voids that will permit concrete leakage.
- N. Provide shores for tributary construction loads to floor and roof beam as required, or camber the beams as approved by Architect/Engineer.

### **3.02 BONDING**

- A. Bond New Concrete to Existing Concrete. Roughen surface to ¼" amplitude and clean concrete as required to remove laitance, coatings, loose particles and foreign matter; clean reinforcing steel and uniformly expose clean coarse aggregate before applying grout or placing new concrete. Coat the surface with bonding epoxy in accordance with manufacturer's instructions.

### **3.03 CONVEYING OR PUMPING OF CONCRETE**

- A. Conveying: Convey concrete from mixer with equipment acceptable to OCTA Project Manager to ensure continuous flow of concrete to point of placement without segregation or loss of mortar.
- B. Belt Conveyors: Slope belt conveyors to prevent segregation and loss of mortar. Provide approved arrangement at discharge end of conveyor to prevent segregation. Discharge long conveyor runs of concrete into hopper, without segregation, before depositing in forms.
- C. Chutes and Open Troughs: Provide non-aluminum metal or metal-lined chutes and open troughs where steep slopes are required. Equip chutes and troughs with baffles to minimize segregation of aggregates. Keep chutes and open troughs clean of hardened concrete; thoroughly flush with water after each use. Discharge cleaning water outside the line of structure. Chute and open trough slope - Do not exceed one foot vertical in two feet horizontal and not less than one foot vertical to three feet horizontal. Discharge concrete from chutes 20 feet or more in length into hopper before final distribution.



- D. Adjustable Length Pipes (Elephant Trunks):
1. Flexible pipes of metal, rubber or plastic will be permitted provided they are of four inch minimum diameter and used in manner to prevent segregation of concrete.
  2. Locate pipe and flexible pipe so concrete is delivered in continuous flow to points not more than five feet horizontally and five feet vertically from final location. In vicinity of construction joints, reduce horizontal distance to three feet maximum.
  3. Clean flexible pipes or elephant trunks after each use.
  4. Do not use aluminum.
- E. Buggies: Construct runways on which buggies will operate; ensure buggies will not come in contact with or be supported by reinforcing steel. Do not use buggies on concrete which has not achieved full design strength. Do not use aluminum buggies.
- F. Pumping:
- 1 Provide suitable pumping and pneumatic conveying equipment sized to adequately handle volumes of concrete conveyed. Provide equipment acceptable to OCTA Project Manager. Control pneumatic equipment to prevent segregation in discharged concrete. Operate pump or pneumatic equipment to produce continuous stream of concrete without air pockets. Position discharge end of line as near final position of concrete as possible; do not exceed five feet. Position discharge lines horizontal, inclined upwards or vertical from machine. After each operation and at conclusion of placement, thoroughly clean equipment; waste debris and flushing water outside of forms. Place concrete in horizontal layers not more than 18" high within 90 minutes after water is first added to batch. Place all concrete by methods that prevent segregation of materials.
  - 2 Equipment:
    - a. Install, operate and maintain equipment in accordance with reviewed and accepted Working Drawings and with ACI 304R.
    - b. Have spare equipment available to minimize delay should equipment breakdown occur.
    - c. Do not use aluminum for pumping concrete.
  - 3 Preparation:
    - a. Before charging pipe line, operate pump and verify moving parts will operate satisfactorily.
    - b. Pump portland cement grout through line immediately ahead of concrete. Unless pumped grout will be used for bedding at construction joints, transport pumped grout off Worksite.
  - 4 Clean-Up:
    - a. At end of pumping operation, purge line from placement area to pumping area with water. Dump waste concrete in container and remove from Worksite.
    - b. Immediately after purging line thoroughly clean lines and pumping system equipment.

### **3.04 JOINTS**



- A. Construction Joints - As indicated.
1. Locate joints as indicated, or when not indicated at reveals and rustications. Do not impair strength of structure nor adversely affect appearance when exposed to view.
  2. Provide longitudinal keys or inclined dowels at least 1 1/2 inches deep at joints in walls and between walls and slabs or footings unless otherwise indicated. Make other construction joints without keys, except where keys are indicated. Where keys are indicated, form keyways to dimensions indicated.
  3. When indicated or permitted, obtain bond surface using acceptable chemical retarder to delay but not prevent setting of surface mortar. Remove retarded mortar within 24 hours after placement; produce clean exposed coarse aggregate bonding surface.
  4. After pour has been completed to construction joint, and before placement of fresh concrete, clean reinforcing steel and surfaces of construction joints free of surface laitance, curing compound, and other materials foreign to concrete. Clean hardened concrete surfaces by abrasive blast methods to expose coarse aggregate, after curing period or immediately before placing concrete at joint. Surfaces of concrete in-place not more than eight hours may be cleaned with air and water jets if surface laitance is removed and clean coarse aggregate is exposed. Clean surfaces of construction joints of dirt, sawdust and other loose materials. Moisten surfaces, on which concrete is to be placed, with water immediately before placing concrete.
  5. When necessary to make construction joint because of emergency, furnish and place additional reinforcing steel across joint as required.
  6. On-Grade Slab Construction and Contraction Joints: Use types as indicated at column lines intermediate locations.
  7. Expansion Joints: Conform to Drawing details and approved submittal. Provide expansion joint filler finished flush with slab surface except for those joints shown to be sealed with sealant. Conform to Section 07 92 00, Joint Sealants, where sealant sealed joints are shown or specified, including multicomponent urethane sealant, backing, and bond breaker.
  8. Control Joints: Provide for concrete slabs as indicated. Conventional saws shall be used as soon as possible without dislodging aggregate to 1/4 slab thickness. Complete sawing of joints within 12 hours after finishing is completed. If early sawing causes undercutting or washing of the concrete, delay the sawing operation and repair the damaged areas. The saw cut shall not vary more than 1/2 inch from the true joint alignment. Discontinue sawing if a crack develops ahead of a saw cut. Immediately after each joint is sawed, thoroughly clean the saw cut and adjacent concrete surface. Respray surfaces treated with curing compound which are damaged during the sawing operations as soon as the water disappears. Protect joints in a manner to prevent the curing compound from entering the joints.
  9. On-Grade Slab Construction and Contraction Joints: Use standard types equal to Key-Loc construction joint at column lines and Keyway contraction joint at intermediate spacings. Machine saw cut 1/8 inch by 3/4 inch deep intermediate joints where indicated or approved. Conform to approved submittal.
- B. Neoprene Membrane for Noise and Vibration Control - Install as indicated.

### **3.05 PLACING CONCRETE**

- A. Depositing:



1. Deposit concrete continuously and as rapidly as practicable after mixing.
  2. Do not use vibrators to shift mass of fresh concrete.
  3. Do not deposit concrete at rate which would endanger formwork or at rate faster than placing crew can properly consolidate placed concrete. Do not deposit concrete on concrete which has hardened sufficiently to cause formation of seams (cold joints) or planes of weakness within Section. Cover each concrete lift with fresh concrete within 30 minutes.
  4. Deposit concrete in continuous flow to points not more than five feet horizontally and five feet vertically from final location.
  5. Remove temporary spreaders in forms when concrete has reached an elevation making spreaders unnecessary. Spreader may remain embedded in concrete only if made of concrete or nonstaining metal, and with prior acceptance of OCTA Project Manager.
  6. Place concrete for columns and walls through adjustable flexible pipes or elephant trunks. Stop placement of concrete in walls and columns 1-1/2 inch below bottom of beams or supported slabs. Stop placement at sills and heads of wall openings in the same manner. Allow concrete in vertical elements to be in place at least 2 hours and until vertical settlement has ceased before placing concrete for floor framing.
  7. Maximum vertical lift heights shall be 4 ft. in an hour. Contractor shall take precaution when pouring walls with thickness greater than 4" in order to ensure form pressures do not result in bulging or failures of form resulting in blowout.
- B. Placement: Not permitted when, in opinion of OCTA Project Manager, sun, heat, wind, or limitations of facilities furnished by Contractor prevent proper finishing and curing of concrete.
- C. Deposit concrete as near as practicable to final position, and in continuous flow. Do not allow mortar to separate from aggregate.
- D. Deposit concrete against leading face of lift being placed.
- E. Deposit concrete continuously in level layers of thickness which can be properly consolidated; cover previously-placed layers before concrete has begun to harden. Start placing at low point and proceed up grade unless otherwise permitted by OCTA Project Manager.
- F. When truck or agitator is used for transporting concrete to delivery point, complete discharge within 1 1/2 hours, or before 300 revolutions of drum or blades, whichever comes first, after introduction of mixing water to cement and aggregates except as permitted by ASTM C94. Under conditions contributing to quick stiffening of concrete, and when concrete temperature is 90°F or above, less than 1 1/2 hours may be required.
- G. Concrete Deposited Under Water: Do not deposit concrete under water except in manner acceptable to OCTA Project Manager; use acceptable tremie method.
- H. Do not permit fresh concrete to fall more than five feet without use of adjustable length pipes.
- I. Do not retemper partially hardened concrete with additional water.



**3.06 CONSOLIDATING CONCRETE**

- A. Consolidate concrete during placement until voids have been filled and free mortar appears on surface.
- B. Compaction:
  - 1. As concrete is being placed, compact concrete thoroughly and uniformly by means of mechanical vibration in order to secure a dense mass, close bond with reinforcement, and a smooth surface. Work concrete well around reinforcement, embedded items and into corners of forms.
  - 2. Use internal vibration unless OCTA Project Manager specifically requests use of external vibrators for consolidating when concrete is inaccessible for adequate internal consolidation. When external vibration is required, construct forms sufficiently rigid to resist displacement and damage from vibrations.
  - 3. Provide vibrators capable of generating vibration at frequencies not less than 9,000 impulses per minute. Check vibrators; ensure good condition before starting concrete placement. Provide sufficient number of vibrators to properly consolidate each batch of concrete immediately after placement in forms. Determine size of vibrators by space available for use in forms between reinforcing bars. Provide not less than one spare vibrator, for each size, in good Working condition at site of pour for emergency use.
  - 4. Use external vibrators of size, type and operation acceptable to OCTA Project Manager.
  - 5. Use experienced Workmen to operate vibrators in accordance with ACI 309R. Provide location, manner and duration of application to ensure maximum consolidation of concrete without causing segregation of mortar and coarse aggregate. Vibrate deposited concrete in manner to prevent damage to forms, damage and displacement of reinforcement and embedded materials, and segregation in concrete. Prevent formation of laitance and accumulation of excessive water on surface as concrete is deposited. Remove excessive water accumulation by pumping, bailing or other methods satisfactory to OCTA Project Manager before additional concrete is placed. Do not penetrate previously placed layers more than two inches in order to consolidate layers and prevent overvibration of previously vibrated layer. Where, in opinion of OCTA Project Manager, internal vibration is impractical or might cause damage to electrical conduits, spade or rod as required; internal vibration will not be permitted.
  - 6. When spading, thoroughly compact coarse aggregate away from form and into plastic mass. Perform spading with approved equipment and rod concrete around embedded materials, and into corners and spaces to ensure even, dense surface, free from aggregate pockets and honeycomb.
- C. Vibrate concrete only as necessary to obtain maximum consolidation without segregating mortar and coarse aggregate, and without causing water and cement paste to flush to surface.
- D. Space points of vibrator insertion at 1 1/2 times radius of action recommended by ACI 309R, Table 5.1.4 for particular application.
- E. Revibrate approximately 15 minutes after initial vibration to remove air and limit settlement cracking, by raising vibrator at a rate of one foot in three seconds.



- F. Do not officially transport concrete in forms with vibrators nor allow vibrators to contact forms or reinforcing. Push vibrator vertically into the proceeding layers that are still plastic and slowly withdraw, producing maximum obtainable density in concrete without creating voids or segregation. In no case disturb concrete that has partially set.

### **3.07 FINISHES**

- A. Formed surfaces not exposed to view shall receive ordinary surface finish in accordance with Caltrans Standard Specification Section 51-1.3F(2), Ordinary Surface Finish.
- B. Formed surfaces exposed to view shall receive Class 1 surface finish in accordance with Caltrans Standard Specification Section 51-1.3F(2), Class 1 Surface Finish.
- C. Fresh concrete at unformed surfaces, other than construction joints, shall be tamped, struck off level, and given a wood float finish that provides a surface free of undulations greater than 1/4 inch in 10 feet. Surfaces subject to pedestrian or vehicle traffic shall receive a broom finish.

### **3.08 CURING**

- A. Protect freshly deposited concrete from excessively hot temperatures as specified; maintain without drying for period of time necessary for hydration of cement and proper hardening of concrete. Provide material for curing and protection of concrete at Worksite ready for use before starting actual placement of concrete.
  - 1. Provide, and use when necessary, sufficient tarpaulins or other acceptable material to cover completely, or enclose forms and Working areas during placing and finishing operations.
  - 2. Except as otherwise specified, maintain newly placed concrete continuously moist for seven days (three days for high-early strength) at air temperature above 50 F.
  - 3. Cure concrete by normal curing methods as specified, unless otherwise permitted by OCTA Project Manager.
  - 4. Provide clean and potable water for curing concrete.
  - 5. Maintain steel forms and wood forms, exposed to sun and in contact with concrete, moist during curing period. If forms are removed during curing period, employ one of following curing materials or methods immediately and continue for remainder of curing period.
- B. Moist Curing and Protection:
  - 1. Moist cure concrete by one of methods specified below:
    - a. Ponding on horizontal surfaces, providing surface is submerged for required curing period.
    - b. Continuous sprinkling with nozzle or nozzles which, during first 24 hours, atomizes flow of water, providing mist and not spray. Do not apply moisture under pressure directly upon concrete and do not allow water to flow or wash surface and cause erosion.
    - c. Covering entire surface of concrete with burlap or absorptive mat or fabric laid directly on concrete and kept wet at all times.



- d. Sprinkling, as specified above, for at least 18 hours and then immediately covering concrete surface with waterproof paper or plastic sheeting free from holes and tears; maintain in position so entire surface of concrete being cured is fully covered.
  2. When using burlap or cotton mats for curing concrete, prevent damage and marring of concrete surfaces.
- C. Membrane-Forming Curing: Apply compounds uniformly over surface at thickness recommended by manufacturer.
  1. Do not apply compounds to surfaces where bond is required for additional concrete, and where bonded surface coating such as paint, nonconductive flooring or tile is to be applied, unless certified compatible with subsequent finish and acceptable to OCTA Project Manager.
  2. Warm curing compound that has become chilled to such a degree that it is too viscous for satisfactory application in accordance with manufacturer's recommendations. Repair portions of compound film, damaged before expiration of curing period, immediately with additional compound.
  3. Apply required surface finish before application of curing compounds. Apply curing compound as recommended by manufacturer for desired effect. Apply immediately after stripping forms and acceptance of concrete finish. If surface is dry, wet concrete with water and apply curing compound just as surface film of water disappears. Apply second coat, if required, after first application has set. During curing operations wet unsprayed surfaces with water. Protect coating against damage at least 10 days after application. If surface coating is subjected to disturbance, OCTA Project Manager may require water curing be applied at once. If use of curing compound results in streaked or blotchy appearance, stop method and perform water curing as specified until cause of defective appearance is corrected.
  4. Uniformly apply compound over surface at application rate recommended by compound manufacturer.
    - a. Surfaces exposed to sunlight - Pigmented type.
    - b. Surfaces protected from sunlight - Clear type.
  5. Apply non-wax resin type curing compounds to surface where bond is required for additional concrete or where a bonded surface coating such as paint, tile, waterproofing or roofing will be applied.
  6. Do not apply curing compound to construction joints, to permanently exposed concrete floors, and walls that will be chemically sealed.

### **3.09 PROTECTION OF COMPLETED WORK**

- A. During curing period, protect concrete against damage from mechanical disturbances, water flow, loading, shock and vibration.
- B. Protect concrete from physical damage or visual defects until Work is accepted by OCTA Project Manager.
- C. Seal the surface as specified in Section 03 35 05, Unformed Concrete Finishes.

### **3.10 FIELD QUALITY CONTROL**



- A. Provide free access to OCTA Project Manager to the work site(s) to facilitate quality control measures, testing and inspections. Cooperate with all inspection personnel.
- B. Level of Slabs: Continuously monitor concrete placing to maintain level platforms and slabs by use of an instrument level, transit, or laser.
- C. Continuous Inspection: Construct structural concrete exceeding 2500 psi compressive strength under continuous inspection of inspector. Obtain inspection and approval of forms and reinforcing by building department as required and by the inspector and OCTA Project Manager before placing structural concrete.
- D. Testing of Concrete: Testing laboratory shall perform the following tests. Samples for testing shall be obtained in accordance with ASTM C172, and shall be taken from as close to point of placement as possible.
  - 1. Compressive Strength Tests: Cast one set of three or more cylinders from each day's placing and each 100 cubic yards, or fraction thereof, or not less than once for each 2000 square feet of surface area for slabs and walls, of each strength of structural concrete. Date cylinders, assign record number, and tag showing the location from which sample was taken. Also record slump test result of sample. Do not make more than two series of tests from any one location or batch of concrete.
  - 2. Test Cylinders: Samples will be made in accordance with ASTM C172. Cast cylinders according to ASTM C31; 24 hours later, store cylinders under moist curing conditions at about 70 deg F. Test according to ASTM C39 at 7 and 28 day ages. The remaining cylinder shall be kept in reserve in case tests are unsatisfactory.
- E. Core Tests: If tests show the compressive strength of any concrete falls below the required minimum, additional testing of concrete which unsatisfactory tests represent may be required. Make core tests according to ASTM C42. Fill core holes with drypack concrete of strength required for concrete. Contractor shall bear cost of tests for below-strength concrete even if such tests indicate concrete has attained required minimum compressive strength, and all costs for required corrections.

### **3.11 REPAIR**

- A. Document nonconforming conditions on a Nonconformance Report. Obtain approved Engineering disposition prior to repair. OCTA Project Manager will determine extent and action required to repair or replace defective concrete revealed by surface defects and otherwise. Fill holes and cracks extending through concrete; use plunger-type gun or other suitable device acceptable to OCTA Project Manager from least exposed face; hold flush stop at exposed face.
- B. Repair of Formed Surfaces:
  - 1. Patch defective areas with cement mortar of mix proportions and materials identical to surrounding concrete. Before starting to patch, produce finish on sample patch indistinguishable from appearance of finish of concrete patched immediately after removing forms. Patch in manner and method reviewed and accepted in writing by OCTA Project Manager.
  - 2. Patch surfaces indicated to receive abrasive blast finish or other type of exposed aggregate finish with patching mortar containing cement and coarse aggregate of type used in surrounding concrete, and in identical proportions to surrounding



concrete. Do not patch before abrasive blasting, except when approved by OCTA Project Manager.

3. Cut out honeycomb, rock pockets and voids having diameter more than 1/2 inch to solid concrete, but not shallower than one inch. Make edges of cuts perpendicular to exposed concrete surface. Before placing cement mortar, thoroughly clean, dampen, and brush neat cement grout on area to be patched.
4. When reinforcing bars are exposed at rock pockets or when there is insufficient concrete cover around reinforcing bars, concrete around the reinforcing bars shall be chipped out to expose at least 1 inch around the rebar to ensure proper bonding between the rebars and repairing concrete material.

**C. Repair of Unformed Surfaces:**

1. Test surfaces for smoothness and verify conformance of surface plane to tolerances specified. Eliminate low and high areas.
2. Test sloped surfaces for trueness of slope and smoothness; use template of required slope. Eliminate high and low areas.
3. Repair finished surfaces containing defects which adversely affect durability of concrete.
4. Grind high areas of surfaces after concrete has cured sufficiently to make repairs without damaging adjacent areas.
5. Cut out low areas in surfaces during or immediately after completing surface finishing; fill with fresh concrete. Finish repaired areas to blend into adjacent concrete.
6. Cut out defective areas, except random cracks and single holes not larger than one inch in diameter and fill with fresh concrete. Remove defective areas to sound concrete; leave clean, square cuts. Expose reinforcing steel at least 3/4 inch all around. Dampen concrete surfaces which will contact patching concrete and brush with neat cement grout or concrete bonding agent. Place patching concrete before grout initially sets. Mix patching concrete of same materials and in same proportions as adjacent concrete. Place, compact and finish patch to blend with adjacent concrete. Cure patch same as adjacent concrete.
7. Repair isolated random cracks and single holes not larger than one inch in diameter by dry-pack method. Groove tops of cracks, cut out holes to sound concrete, and remove dust, dirt and loose particles. Dampen cleaned concrete surfaces and brush with neat cement grout. Mix dry-pack, consisting of one part portland cement to 2 1/2 parts fine aggregate passing No. 16 sieve; use only amount of water necessary to facilitate handling and patching. Place dry-pack before grout initially sets. Compact dry-pack in-place and finish to match adjacent concrete. Keep patched areas continuously moist not less than 72 hours.

**D. Defective Concrete**

1. Sampling and Testing
  - a. Sampling and testing of cast-in-place concrete deemed defective, as directed by Metro Quality Manager.
  - b. Test concrete in accordance with ASTM C42.



- c. If testing reveals defective concrete, pay testing laboratory for collecting samples, furnishing equipment, performing tests and certifying tests results.
  - d. If test results do not reveal defective concrete, cost of testing concrete will be reimbursed by Metro.
- 2. Defective Concrete Criteria
  - a. Defective and unacceptable if average of three core specimens shows less than 85 percent of specified compressive strength, and single core is less than 75 percent of specified compressive strength.
  - b. Defective and unacceptable if structurally unsound, contains cracks or openings affecting water tightness or gas tightness, improperly finished, or not within specified tolerances.
  - c. At discretion of OCTA Project Manager remove and replace unacceptable concrete.
- E. Corrective Work for Defective Concrete
  - 1. If OCTA Project Manager gives permission to correct minor defects, roughen defective concrete to form key and soak remaining concrete surfaces with water before patching with concrete or mortar of color to match surrounding concrete. White cement may be added to patching material to produce same color as original concrete.
  - 2. Clean cavities produced on surfaces by form ties and other holes, honeycomb spots, broken corners, edges and other defects. Saturate cavities with water and point with mortar paste consisting of cement and fine aggregate; mix in generally same proportions as original concrete; match appearance of original concrete.
  - 3. Prepare patching mortar not more than 30 minutes before use. Cure mortar patches properly. Where required, leave joint filler exposed full length with clean and true edges.
  - 4. Leave articulated joints in completed Work carefully tooled and free of mortar and concrete.
  - 5. Protect concrete structure from rust staining by structural steel members and from other substances during Work. If staining occurs, remove stains and restore concrete to original color.
  - 6. Damaged Work: Before final acceptance of Work, repair damaged surfaces, corners of concrete, and concrete finish. Bring damaged places where surface repairs are permitted to smooth, dense, watertight condition to satisfaction of OCTA Project Manager.

### **3.12 HOT WEATHER PROVISIONS**

- A. Conform to ACI 305R and the following requirements.
- B. Take extra care to reduce the temperature of the concrete being placed and to prevent rapid drying of newly placed concrete. When the outdoor ambient temperature is more than 90 deg F, shade the fresh concrete as soon as possible after placing, and start curing as soon as the surface of the fresh concrete is sufficiently hard to permit it without damage.



- C. Concrete placement temperatures shall be controlled by the Contractor and shall not be limited to:
  - 1. Shading and cooling the aggregate.
  - 2. Avoiding use of hot cement.
  - 3. Cooling mixing water by additions of ice.
  - 4. Insulating water supply lines and tanks.
  - 5. Insulating mixer drums or cooling them with sprays or wet burlap.

**3.13 GROUTING AND DRYPACKING**

- A. Install as indicated or required. Where grouting and drypacking is part of the work of other sections, it shall conform to the following requirements, as applicable.
- B. Drypacking: Mix materials thoroughly with minimum amount of water. Install drypack by forcing and rodding to fill voids and provide complete bearing under plates. Finish exposed surfaces smooth and cure with damp burlap or liquid curing compound.
- C. Non-Shrink Grouting:
  - 1. Mixing: Mix the approved non-shrink grout material with sufficient water per manufacturers recommendations.
  - 2. Application: Surfaces to receive the non-shrink grout shall be clean, and shall be moistened thoroughly immediately before placing the mortar. Before grouting, surfaces to be in contact shall be roughened and cleaned thoroughly to 6 mm amplitude, all loose particles shall be removed and the surface flushed thoroughly with neat cement grout immediately before the grouting mortar is placed. Place fluid grout from one side only and puddle, chain, or pump for complete filling of voids; do not remove the dams or forms until grout attains initial set. Finish exposed surfaces smooth, and cure as recommended by grout manufacturer.
  - 3. Thickness Under Baseplates: 1.5 inches, unless otherwise shown.
  - 4. Protect against rapid loss of moisture with wet rags or polyethylene sheets.
- D. Epoxy Grouting:
  - 1. Holes shall be drilled for anchor bolts, reinforcing bars, and the like.
  - 2. Hole diameter: ¼ inch larger than largest bolt dimension; 1 inch larger than reinforcing bar diameter, unless otherwise specified by epoxy grout manufacture.
  - 3. Minimum depth of drilled hole: ten bolt or reinforcing bar diameters.
  - 4. Holes shall be blown free of dust and latence with compressed air. Compressed air shall be free of oils, moisture or other foreign substances. Prepare holes per manufacture's recommendations.
  - 5. Anchor bolts, reinforcing bars and other embedded items: clean, dry and free of grease or other substances which may interfere with epoxy bonding.
  - 6. Set and position bolts, bars, and place epoxy grout and finish per manufacturer's instructions. Completely fill all voids, spaces and cavities.



7. Any epoxy which overflows out of the grouted holes shall be removed and the concrete surface shall be sandblasted, as required by OCTA Project Manager.
8. Cure in accordance with manufacture's recommendations.
9. Do not disturb embedded items until fully cured.

**3.14 SITE CONCRETE WORK**

- A. Refer to Section 32 13 13, Concrete Paving and Section 32 16 14, Concrete Curbs and Gutters for requirements for this work.

**3.15 OFF-SITE CONCRETE WORK**

- A. Provide new concrete items where indicated, and replace existing items damaged by Contractor's operations. Secure and pay for required permits, inspections, engineering, and surveying.

**3.16 WATER INFLOW IN FINISHED CUT-AND-COVER STRUCTURE**

- A. Water leakage into completed cut-and-cover structures (underground vault) is not permitted.
- B. If leakage is observed in structure, take following remedial measures:
  1. Prepare leak remediation plan for review and acceptance by OCTA Project Manager 10 days before beginning remedial Work.
  2. Undertake remedial measures reviewed and accepted by OCTA Project Manager.
  3. Maintain or re-establish integrity of hydrocarbon-resistant (HCR) membrane.
  4. After sealing of water leakage, repair surfaces, materials and equipment affected by the water leakage to a like-new condition.
  5. Repairs require OCTA Project Manager's acceptance.

**PART 4 – MEASUREMENT AND PAYMENT**

**4.01 MEASUREMENT**

- A. No separate measurement or payment will be made for the work of this section.

**END OF SECTION**



**SECTION 31 11 50  
DEMOLITION AND REMOVAL**

**PART 1 - GENERAL**

**1.01 DESCRIPTION**

- A. This Section consists of Contractor furnishing all labor, materials, and equipment necessary and incidental to the demolition, removal, and disposal of miscellaneous items from the Worksite.
- B. Work under this Section shall include but shall not be limited to
  - 1. The demolition and disposal of miscellaneous concrete or asphalt paving, curb and gutter, curbs, sidewalks, pavement, pavement striping and markings, fencing, underground utilities, and associated structures, frames, covers, signs, landscaping, etc. as indicated on the Contract Drawings or as required for new construction.
  - 2. Protection of all OCTA and adjacent private property from damage during demolition and removal activities.

**1.02 RELATED WORK**

- A. Coordinate the Work of this Section with all other Contract Documents and in particular:
  - 1. Section 31 11 00, Site Clearing

**1.03 PROJECT CONDITIONS**

- A. The Contractor shall be responsible for visiting and examining the Project site to assess and personally determine the extent of demolition, associated Work, debris removal, disposal and general Work to be done under this Section.
- B. On-site burning or burial of demolition materials will not be permitted.
- C. The Contractor shall take possession of all demolished materials, except as noted otherwise in the Contract Documents, and be responsible for disposing of them in accordance with applicable laws and regulations.
- D. Provide continuous noise and dust abatement as required, preventing disturbances and nuisances to the public, workers, and the occupants of adjacent premises and the surrounding areas. Dampen areas affected by demolition operation as necessary to prevent dust nuisance.



- E. When a certain level of noise or vibration is unavoidable because of the nature of the Work or equipment involved and such noise or vibration is objectionable to the occupants of adjacent premises, make arrangements with the governmental authorities having jurisdiction, and to perform such Work or operate such equipment at the most appropriate time periods of the day.

#### **1.04 SUBMITTALS**

Submit the following in accordance with Section 01 30 00, Submittals:

- A. Site demolition plan: Indicate methods, procedures, equipment, and structures to be employed. Specify safety measures in accordance with applicable codes including signs, barriers, and temporary walkways. Plans shall be prepared by a Professional Engineer licensed to practice in the state of California, when so required by the provisions of the California Board for Professional Engineer and Surveyors.
- B. Equipment, haul routes, and disposal sites to be used in the demolition and disposal Work.
- C. Permits and notices authorizing demolition.
- D. Copy of manifests showing delivery of disposed Materials in accordance with the plan and permit conditions.
- E. Private Property Owner's Release: If material demolished and removed from the Work site will be deposited on private property, submit to the OCTA Project Manager two copies of written releases not more than 15 days before the start of work. Releases shall absolve the OCTA and its member agencies from any responsibility in connection with the disposal of Materials on private property and shall be signed by the owner(s) of the property on which the Material will be deposited.
- F. Certification that all demolished materials removed from the site have been disposed of in accordance with applicable laws and regulations.
- G. No private property owner will be allowed to transfer any material from OCTA property. It will be the contractor's responsibility to remove and legally dispose all demolished materials.

### **PART 2 - PRODUCTS**

#### **2.01 PRODUCTS**

- A. The Contractor shall provide all temporary or permanent materials as required for the proper execution of the Work of this Section.



**PART 3 - EXECUTION**

**3.01 EXISTING STRUCTURES AND RELATED FACILITIES**

- A. All existing and temporary fences (when no longer required to protect and secure the construction site), structures of any character not necessary to the construction of the Work as defined as to be removed in Contract Document, and other obstructions including all existing abandoned concrete signal foundations, footings and bases, upon or within the right-of-way shall be removed by the Contractor and disposed of to the satisfaction of the OCTA Project Manager.

**3.02 PAVEMENT**

- A. The Contractor shall perform the demolition and removal of demolition debris in accordance with the submitted and approved plan.
- B. The Contractor shall saw-cut and remove pavement as needed in performance of this Work.

**3.03 UTILITIES**

- A. The Contractor shall coordinate Work of this Section with utility companies and agencies in accordance with Section 01 41 00, Regulatory Requirements.

**3.04 BACKFILL OF DEMOLITION EXCAVATIONS**

- A. Excavations created by demolition activities shall be backfilled in the same manner as excavations created for the location of existing underground utilities.

**PART 4 - MEASUREMENT AND PAYMENT**

No separate measurement or payment will be made for the work of this section.

**END OF SECTION**



**SECTION VII: LIST OF DRAWINGS - EXHIBIT C**



**LIST OF DRAWINGS**

By this reference, the following drawings are incorporated in this Invitation for Bids.

<u>Sheet Identification</u>	<u>Number of Sheets</u>
T-1, Title Sheet	1
G-1, General Notes	1
C-1, Site Plan	1
C-2, Phasing Plan	1
C-3, Demolition Plan	1
C-4, Details	1



ORANGE COUNTY TRANSPORTATION AUTHORITY

DRAINAGE PIPE REPAIR

AT ANAHEIM BUS BASE CHASSIS WASH BAY

1717 E. Via Burton, Anaheim, CA 92806

CONTRACT No. C-2-2210

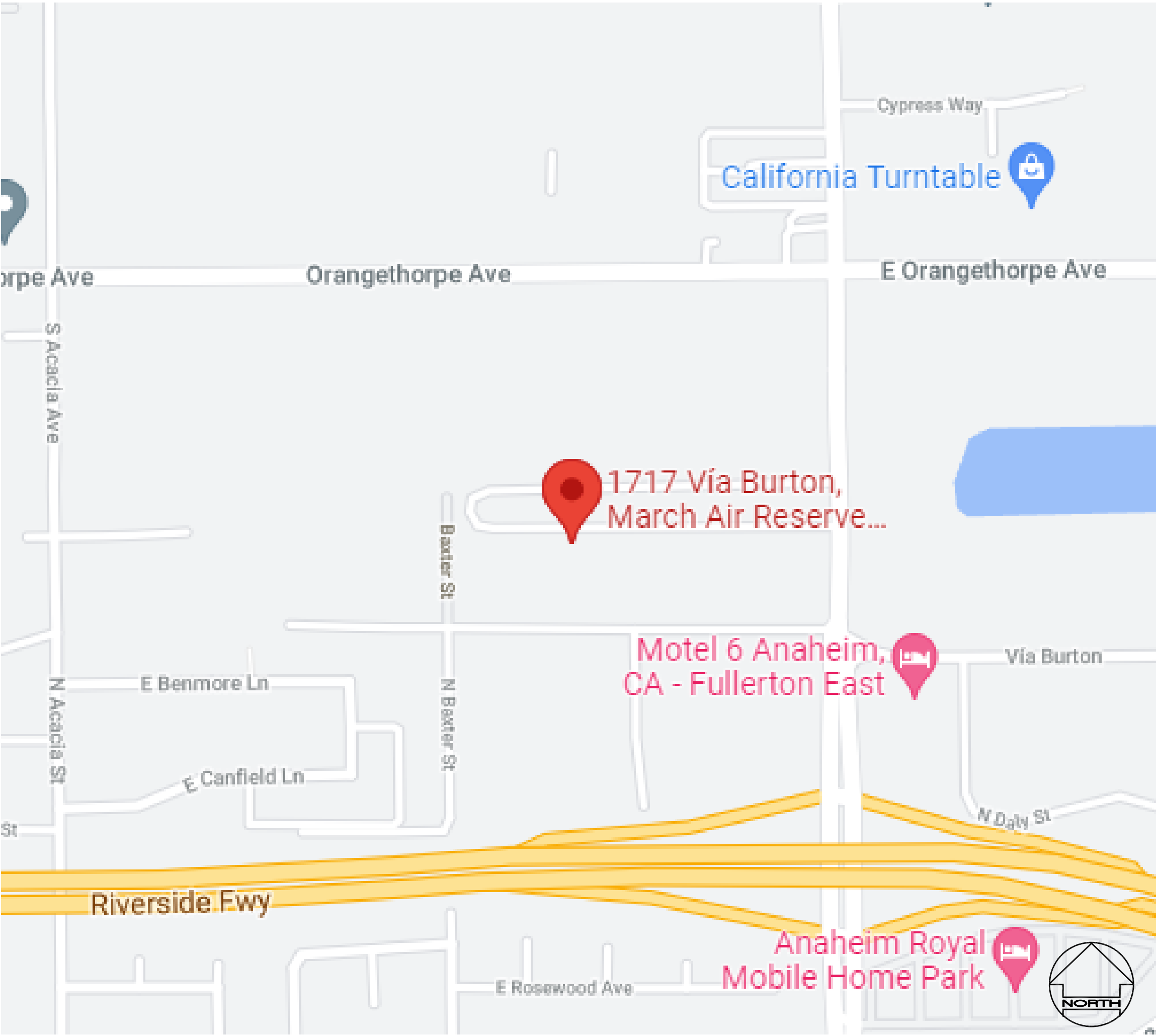
ABBREVIATIONS

@	AT
Ø	DIAMETER
AB	AGGREGATE BASE
AC	ASPHALT CONCRETE
APPROX	APPROXIMATELY
APN	ASSESSOR PARCEL NUMBER
ASTM	AMERICAN SOCIETY FOR TESTING AND MATERIALS
AVE	AVENUE
BLVD	BOULEVARD
CCS83	CALIFORNIA COORDINATE SYSTEM OF 1983
C & G	CURB AND GUTTER
CALTRANS	STATE OF CALIFORNIA DEPARTMENT OF TRANSPORTATION
CONC	CONCRETE
CONT	CONTINUOUS
CLR	CLEAR
CL	CENTERLINE
DIA	DIAMETER
DWY	DRIVEWAY
(E)	EXISTING
EA.	EACH
EQ	EQUAL
EXPAN	EXPANSION
FS	FINISH SURFACE

FT'G	FOOTING
MAX	MAXIMUM
MIN	MINIMUM
N.T.S.	NOTE TO SCALE
ST	STREET
SSPWC	STANDARD SPECIFICATIONS FOR PUBLIC WORK CONSTRUCTION
SPPWC	STANDARD PLANS FOR PUBLIC WORK CONSTRUCTION

INDEX TO PROJECT DRAWINGS

DRAWING NO.	SHEET NO.	SHEET TITLE
T-1	1	TITTLE SHEET
G-1	2	GENERAL NOTES
C-1	3	SITE PLAN
C-2	4	PHASING PLAN
C-3	5	DEMOLITION PLAN
C-4	6	DETAILS



LOCATION MAP

N.T.S.

DRAINAGE PIPE REPAIR  
AT ANAHEIM BUS BASE CHASSIS WASH BAY

TITLE SHEET

JOB #

DESIGN BY: N.DO

DRAWN BY: V.NGUYEN

CHECKED BY: G.OLIVO

DATE

SCALE AS SHOWN

SHEET 1 OF 22

T-1

550 South Main Street  
Orange, CA 92668  
714/560/OCTA





## GENERAL NOTES

GENERAL NOTES:

- 3) THE CONTRACTOR SHALL FURNISH ALL LABOR, MATERIALS, TOOLS, AND EQUIPMENT TO PROVIDE A COMPLETE AND FINISHED PRODUCT. ALL MATERIALS SHALL BE NEW, UNLESS NOTED OTHERWISE.
- 2) ALL WORK PERTAINING TO THIS PROJECT SHALL BE DONE IN ACCORDANCE WITH THESE PLANS AND THE SPECIFICATIONS, AND CONTRACT DOCUMENTS, AND THE CITY OF IRVINE BUILDING CODE REQUIREMENTS.
- 3) THE CONTRACTOR SHALL INFORM THE PROJECT MANAGER 72 HOURS BEFORE STARTING CONSTRUCTION WORK. THE PROJECT ENGINEER WILL SCHEDULE A MEETING BETWEEN CONTRACTOR AND OCTA FACILITY AND OPERATION STAFF BEFORE WORK BEGINS.
- 4) THE CONTRACTOR SHALL PROVIDE ALL NECESSARY BARRICADES, FENCES AROUND WORK AREA, WARNING SIGNS, AND OTHER PROTECTIVE DEVICES, AND TAKE ALL NECESSARY PRECAUTIONARY MEASURES TO PROTECT ALL OCTA PERSONNEL, PUBLIC, PROPERTY AND THE WORK.
- 5) DUST CONTROL SHALL BE REQUIRED DURING CONSTRUCTION. DUST SHALL BE CONTROLLED BY THE CONTRACTOR BY ENCLOSING AREA OF WORK WITH PLASTIC SHEET OR CANVAS BARRICADES TO PREVENT DUST SPREAD TO ADJACENT BUSES, BUILDINGS, EQUIPMENT AND OCTA WORKERS.
- 6) DEMOLITION NECESSARY FOR COMPLETION OF CONSTRUCTION SHALL BE A PART OF THIS PROJECT. THE EXISTING MATERIAL REMOVED DURING CONSTRUCTION, SHALL BE LEGALLY DISPOSED OFF-SITE DAILY. ALL DEBRIS SHALL BE REMOVED FROM PREMISES DAILY AND ALL AREAS SHALL BE LEFT IN A CLEAN (BROOM) CONDITION AT ALL TIMES, AND AT THE END OF EACH WORK DAY, CLEAN THE WORK AND SURROUNDING AREAS WHERE CONSTRUCTION DEBRIS HAS SPREAD DURING THE WORK DAY.
- 7) ALL DRAINAGE FROM NEW CONSTRUCTION WORK SHALL BE PREVENTED FROM ENTERING EXISTING STORM DRAINS ON SITE.
- 8) THE CONTRACTOR IS REQUIRED TO TAKE ALL PRECAUTIONARY MEASURES TO LOCATE AND PROTECT ABOVE AND BELOW GROUND UTILITIES, EQUIPMENT, AND STRUCTURES NOT SHOWN ON THESE PLANS. THE PROTECTION OF ALL UTILITIES IS THE RESPONSIBILITY OF THE CONTRACTOR. IT SHALL BE THE RESPONSIBILITY OF THE CONTRACTOR TO LOCATE ALL EXISTING UTILITIES, WHETHER SHOWN HEREON OR NOT, AND TO PROTECT THEM FROM DAMAGE. THE CONTRACTOR SHALL BEAR ALL EXPENSE FOR THE REPAIR OR REPLACEMENT OF UTILITIES OR OTHER PROPERTY DAMAGE BY HIS OPERATIONS IN CONJUNCTION WITH THE EXECUTION OF THE CONTRACT WORK.
- 9) THE CONTRACTOR SHALL DELINEATE TRAFFIC THROUGH THE CONSTRUCTION WORK AREA, AND SHALL COOPERATE WITH THE OCTA FACILITY, OPERATIONS, AND MAINTENANCE PERSONNEL TO KEEP THE FACILITY OPERATIONAL AT ALL TIMES. PROVIDE A 20 FEET WIDE DRIVE-WAY ADJACENT TO WORK AREA FOR BUS AND OTHER TRAFFIC TO PASS AROUND WORK AREA. PROVIDE ACCESS FOR BUS AND CAR PARKING IN ADJACENT PARKING STALLS. CONTRACTOR IS REQUIRED TO KEEP OCTA BUS AND FACILITY TRAFFIC OPERATIONAL AT ALL TIMES. DO NOT PARK TRUCKS EQUIPMENT IN BUS DRIVEWAYS, ENTRANCE OR EXITS.
- 10) ALL WORK SHALL BE COMPLETED BETWEEN THE HOURS OF 7:00 A.M. AND 3:30 P.M. ALL EXISTING FACILITIES, EQUIPMENT, AND UTILITIES DISCONNECTED BY CONTRACTOR DURING THE WORK DAY SHALL BE RE-CONNECTED AT 3:30 PM FOR OCTA TO CONTINUE ITS NORMAL AFTER HOURS OPERATIONS.
- 11) PLANS HAVE BEEN PREPARED FROM VISUAL AND ACTUAL MEASUREMENT OF THE WORK AREA. THE CONTRACTOR SHALL REPORT TO THE PROJECT MANAGER ANY ERROR, INCONSISTENCY, OR OMISSION HE MAY DISCOVER IN THE DRAWINGS BEFORE BEGINNING WORK. THE CONTRACTOR IS RESPONSIBLE FOR CORRECTING ANY ERROR AT NO COST TO THE AUTHORITY AFTER THE START OF CONSTRUCTION. THE CONTRACTOR SHALL FIELD VERIFY EXISTING CONDITIONS BEFORE SUBMITTING HIS BID. IN CASE OF DISCREPANCIES, CONTRACTOR SHALL OBTAIN CLARIFICATION FROM THE PROJECT MANAGER. SUBMITTAL OF BID INDICATES CONTRACTOR IS AWARE OF SITE AND WORK CONDITIONS AND UNDERSTANDS THE WORK REQUIRED BY THE CONTRACT.
- 12) ON SITE VERIFICATION OF ALL DIMENSIONS AND CONDITIONS SHALL BE RESPONSIBILITY OF THE CONTRACTOR, NOTIFY PROJECT MANAGER OF ANY DISCREPANCY BEFORE STARTING WORK.
- 13) THE CONTRACTOR SHALL PROVIDE TEMPORARY WATER, POWER, AND OTHER FACILITIES REQUIRED TO COMPLETE THE PROJECT. CONTRACTOR SHALL PROVIDE TEMPORARY TOILET FACILITIES ON SITE FOR HIS WORKERS WHICH SHALL BE CLEANED ON A DAILY BASIS.
- 14) THE CONTRACTOR SHALL BE RESPONSIBLE FOR THE COMPLETE SECURITY OF THE WORK WHILE THE WORK IS IN PROGRESS AND UNTIL COMPLETED.
- 15) THE CONTRACTOR SHALL BE RESPONSIBLE FOR AND SHALL REPLACE OR REMEDY ANY FAULTY, IMPROPER OR INFERIOR MATERIAL OR WORKMANSHIP, OR ANY DAMAGE TO WORK OR ADJACENT AREAS OR STRUCTURES.
- 16) CONTRACTOR SHALL COMPLY WITH ALL SAFETY CODE REGULATIONS AND THE STATE DEPARTMENT OF INDUSTRIAL RELATIONS, DIVISION OF INDUSTRIAL SAFETY (O.S.H.A.) REQUIREMENTS.
- 17) VERIFY ALL MEASUREMENTS ON SITE BEFORE PREPARING AND SUBMITTING SHOP DRAWINGS.
- 18) THE CONTRACTOR SHALL POST ADVANCE CONSTRUCTION WARNING SIGNS. THE CONTRACTOR SHALL PROVIDE ALL BARRICADES, WARNING SIGNS, AND PROTECTIVE DEVICES AND SHALL TAKE ALL NECESSARY MEASURES TO PROTECT ALL PERSONNEL, PROPERTY, AND THE WORK SITE DURING CONSTRUCTION. CONTRACTOR SHALL PROVIDE FLASHING LIGHTS AROUND THE CONSTRUCTION WORK AREA ON THE BARRICADES FROM DUSK (4:00 PM) TO DAWN (7:00 AM) EVERYDAY WHEN WORK IS IN PROGRESS. COMPLETELY CLOSE WITH BARRICADES ENTRANCE AND EXITS OF THE CONSTRUCTION AREA, AND INSTALL NOTIFICATION SIGNS IN ADVANCE OF CLOSURE OF THE AREA FOR CONSTRUCTION, INSTALL NOTIFICATION SIGNS ONE WEEK BEFORE CONSTRUCTION BEGINS.
- 19) WORK UNDER THIS CONTRACT SHALL BE DONE SO THAT EXISTING BUS OPERATIONS AND BUS MAINTENANCE SHALL REMAIN IN FULL OPERATIONS DURING CONSTRUCTION. OCTA'S BUS OPERATION AND BUS MAINTENANCE, REPAIR SHALL REMAIN UNINTERRUPTED, ONGOING, AND IN FULL OPERATION DURING CONSTRUCTION. CONTRACTOR SHALL ARRANGE HIS WORK TO OFFER LEAST INTERFERENCE TO OCTA'S CONTINUED DAILY BUS OPERATION AT THE BUS BASE. KEEP NON-CONSTRUCTION AREAS OPEN TO OCTA STAFF WORK.
- 20) CONTRACTOR SHALL ARRANGE HIS WORK TO OFFER LEAST INTERFERENCE WITH OCTA DAILY BUS OPERATIONS. OCTA PROJECT MANAGER WILL COORDINATE WORK ACTIVITIES, AND TEMPORARY CHANGES IN FACILITY ACTIVITY WHICH ARE NECESSARY FOR CONTRACTOR'S WORK. CONTRACTOR SHALL COORDINATE HIS WORK ACCORDINGLY.

- 1) THE CONTRACTOR SHALL BE RESPONSIBLE FOR ALL DAMAGES TO EXISTING FACILITIES RESULTING FROM HIS CONSTRUCTION. ALL DISTURBED OR DAMAGED AREAS SHALL BE REPAIRED AT CONTRACTOR'S EXPENSE AND/OR PATCHED TO MATCH ADJACENT MATERIALS, OR AS EXISTED BEFORE CONSTRUCTION.
  - 2) IT SHALL BE THE RESPONSIBILITY OF THE CONTRACTOR TO LOCATE ALL UTILITIES WHETHER SHOWN ON THE DRAWINGS OR NOT, AND TO PROTECT THEM AS NECESSARY. THE CONTRACTOR SHALL BEAR ALL EXPENSE OF REPAIR OR REPLACEMENT OF UTILITIES DAMAGED BY HIS OPERATIONS OR CONSTRUCTION WORK. CONTRACTOR SHALL LOCATE ALL UTILITIES IN THE WORK AREA AND PROTECT THEM FROM DAMAGE. IF DAMAGED BY CONSTRUCTION, CONTRACTOR WILL BE REQUIRED TO REPAIR DAMAGED UTILITY IMMEDIATELY SO THAT OCTA BUS OPERATIONS IS NOT INTERRUPTED. PROVIDE TEMPORARY UTILITIES DURING BREAKDOWN PERIOD. CONTRACTOR SHALL FULLY CO-OPERATE WITH OCTA BUS AND FACILITY MAINTENANCE STAFF TO COMPLETE THE WORK. IF REQUIRED BY OCTA STAFF, PROVIDE TEMPORARY FACILITIES, UTILITIES, OR EQUIPMENTS DURING TEMPORARY DISCONNECTION, BREAKDOWN, OR DAMAGE OF OCTA FACILITIES, UTILITIES, OR EQUIPMENTS DUE TO CONTRACTOR'S WORK.
  - 23) NO OMISSION OF THE WORK SHALL BE MADE WITHOUT WRITTEN APPROVAL OF OCTA.
  - 24) NO SUBSTITUTION OF THE WORK SHALL BE MADE WITHOUT WRITTEN APPROVAL OF OCTA. CHANGES TO THE CONTRACT DRAWINGS OR SPECIFICATIONS SHALL BE MADE BY A WRITTEN ADDENDUM OR CHANGE ORDER APPROVED BY OCTA.
  - 25) ALL WORKMANSHIP SHALL BE PERFORMED BY SKILLED MECHANICS USING THE BEST STANDARD PRACTICES OF THE TRADE AND CONSTRUCTION INDUSTRY.
  - 26) WHERE NO SPECIFIC DETAIL IS SHOWN, THE CONSTRUCTION SHALL BE SIMILAR TO THAT INDICATED OR NOTED FOR SIMILAR CONDITIONS OF CONSTRUCTION ON THE PROJECT. REFERENCES OF NOTES AND DETAILS TO SPECIFIC CONDITIONS AND LOCATIONS SHALL NOT LIMIT THEIR APPLICABILITY.
  - 27) THE STRUCTURE IS DESIGNED AS A STABLE UNIT AFTER ALL COMPONENTS ARE INSTALLED. THE CONTRACTOR IS RESPONSIBLE FOR PROVIDING ALL TEMPORARY SHORING, BRACING, SCAFFOLDING, AND OTHER SUPPORTS NECESSARY. CONTRACTOR SHALL PROVIDE ALL NECESSARY TEMPORARY BACKING, SUPPORTS, SLEEVES, FRAMING FOR SUPPORTING THE WORK DURING INSTALLATION.
  - 28) CONTRACTOR SHALL TAKE ALL PRECAUTIONS NECESSARY TO PREVENT OCTA STAFF AND BUSES FROM ENTERING CONSTRUCTION AREA DURING DEMOLITION AND CONSTRUCTION. SIGNS SHALL BE POSTED TO NOTIFY OCTA WORKERS OF CONSTRUCTION. PROVIDE BARRIERS AROUND GENERAL AREA OF CONSTRUCTION WHILE WORK IS IN PROGRESS. FENCES, BARRICADES, ENCLOSURES, WARNING SIGNS, ETC. SHALL BE PROVIDED AROUND THE LOCAL WORK AREA BY THE CONTRACTOR TO KEEP THE PUBLIC OUT OF CONTRACTOR'S WORK AREA AND WARN THE PUBLIC OF CONSTRUCTION WORK IN PROGRESS.
  - 29) THE CONTRACTOR SHALL ASSUME SOLE AND COMPLETE RESPONSIBILITY FOR JOB SITE CONDITIONS DURING THE COURSE OF CONSTRUCTION OF THE PROJECT INCLUDING SAFETY OF ALL PERSONS AND PROPERTY AND THAT THE REQUIREMENT SHALL APPLY CONTINUOUSLY AND NOT BE LIMITED TO NORMAL WORKING HOURS.
  - 30) THE CONTRACTOR SHALL BE RESPONSIBLE FOR SAFETY AND SECURITY OF THE PROPERTY AND ALL WORKERS ON SITE. CONTRACTOR SHALL PROVIDE ALL SAFETY EQUIPMENT FOR HIS WORKERS.
  - 31) THE SCHEDULE OF THE PROJECT IS CRITICAL. EACH SUB-CONTRACTOR SHALL START HIS WORK PER THE SCHEDULE AND PURSUE IT DILIGENTLY AND COMPLETE IT IN ACCORDANCE WITH THE GENERAL CONTRACTOR'S SCHEDULE OF CONSTRUCTION. THE GENERAL CONTRACTOR IS RESPONSIBLE FOR THE SUPERVISION OF THE WORK OF ALL ITS SUB-CONTRACTORS.
  - 32) CARE SHALL BE EXERCISED TO PREVENT DAMAGE DUE TO CARELESSNESS OR VANDALISM. ALL MATERIALS AND EQUIPMENT SHALL BE SECURED AFTER WORKING HOURS. NO CONSTRUCTION MATERIALS OR EQUIPMENT ARE TO BE LEFT UNSECURED AT ANY TIME. THE CONTRACTOR SHALL PROVIDE FOR HIS OWN SECURITY. STORAGE ENCLOSURES AS NECESSARY IN DESIGNATED LAY-DOWN OR STORAGE ENCLOSURE AREA APPROVED BY THE OCTA FACILITY MAINTENANCE MANAGER. THE CONTRACTOR SHALL BE RESPONSIBLE TO FENCE AND SECURE HIS STORAGE AND EQUIPMENT AT ALL TIMES. OCTA IS NOT RESPONSIBLE FOR CONTRACTOR'S MATERIAL OR EQUIPMENT LOSS ON OCTA PROPERTY. CONTRACTOR'S MATERIALS, TRUCKS, OR EQUIPMENTS SHALL NOT BLOCK TRAFFIC DRIVEWAYS OR OCTA BUS OPERATIONS AND MAINTENANCE WORK DURING CONSTRUCTION.
  - 33) DO NOT BLOCK BUS ENTRANCE, EXITS AND DRIVEWAYS OR BUS PARKING STALLS WITH CONTRACTOR'S MATERIAL, EQUIPMENT OR TRUCKS. KEEP ALL MATERIALS, TOOLS, EQUIPMENT, AND TRUCKS WITHIN LIMIT OF CONSTRUCTION OR IN ASSIGNED SPACE BY FACILITY MANAGER.
  - 34) DO NOT LOAD OR STORE NEW EQUIPMENT (TO BE INSTALLED) AT ONE SPOT OR LOCATION ON THE ROOF.
  - 35) WHEN WORKING ON ROOF TO INSTALL EQUIPMENT DURING CONSTRUCTION, CONTRACTOR IS REQUIRED TO CORDON OFF (WITH TRAFFIC DELINEATORS AND YELLOW WARNING TAPE) WORKING AREA BELOW IN THE SHOP (MAINTENANCE BUILDING) SO THAT OCTA WORKERS ARE AWARE OF CONSTRUCTION WORK OVERHEAD ON ROOF. PREVENT TOOLS, EQUIPMENT AND DEBRIS FROM FALLING BELOW IN WORK AREAS OF MAINTENANCE BUILDING.
  - 36) THIS TASK SHALL BE COORDINATED WITH THE PROJECT MANAGER, BUS BASE MANAGER, AND FACILITY MANAGER
- A JOB HAZARD ANALYSIS SHALL BE DEVELOPED FOR THE TASK THAT IDENTIFIES DAILY SAFETY TAILGATE BRIEFINGS, BARRICADES, VEHICLE AND EQUIPMENT STAGING (DIAGRAM), COMMUNICATIONS, EVACUATING EFFECTED PERSONNEL INSIDE THE BUILDING, CRANE ACTIVITY, REMOVING OLD EQUIPMENT, INSTALLING NEW EQUIPMENT, FALL PROTECTION, ALLOWING EFFECTED EVACUATED PERSONNEL BACK INTO THEIR AREA OF BUILDING, HOUSEKEEPING/CLEAN-UP, DEMOBILIZATION. THE JOB HAZARD ANALYSIS IS REQUIRED TO BE SUBMITTED TO THE OCTA PROJECT MANAGER 10 WORKING DAYS PRIOR TO THE SCHEDULED HVAC TASK ACTIVITY FOR OCTA REVIEW.

NO LATER THAN TEN (10) WORKING DAYS PRIOR TO THE ARRIVAL OF A CRANE, THE CONTRACTOR MUST PROVIDE THE MOST RECENT ANNUAL AND QUADRENNIAL CERTIFICATES. THE CONTRACTOR MUST ALSO PROVIDE CRANE OPERATOR CERTIFICATES FROM THE NATIONAL COMMISSION FOR THE CERTIFYING OF CRANE OPERATORS (NCCCO), AS OUTLINED IN CIIPP, NO LATER THAN TEN WORKING DAYS PRIOR TO A CRANE OPERATOR WORKING ON SITE.

**PICK AND CARRY WITH RUBBER TIRED CRANES IS FORBIDDEN ON OCTA PROJECTS.**

**A RIGGING PLAN DEVELOPED BY THE CRANE COMPANY OR CRANE OWNER IS REQUIRED FOR ALL LIFTS. THE RIGGING PLAN SHALL BE SUBMITTED NO LATER THAN 10 WORKING DAYS PRIOR TO THE SCHEDULED CRANE ACTIVITY FOR OCTA REVIEW.**

**THE PLAN SHALL INCLUDE:**

- THE VERIFIED LOAD WEIGHT AND THE RIGGING WEIGHTS
  - BOTTOM ANGLE AND REACH IN FEET FOR THIS LOAD PLACEMENT
  - COPY OF THE LOAD CHART APPLICABLE TO THE ANGLE, REACH AND LOAD
  - THE PERCENTAGE OF CRANE RATED CAPACITY FOR THIS LOAD PLACEMENT
  - A PLOT PLAN OR GOOGLE MAP DIAGRAM OF THE CRANE SET-UP LOCATION AND THE LOAD PLACEMENT LOCATIONS
  - IDENTIFY THE COMMUNICATION METHOD (RADIO, HAND SIGNAL, ECT.)
- CRITICAL LIFTS REQUIRE AN ENGINEERED PLAN DESIGNED BY A REGISTERED PROFESSIONAL ENGINEER LICENSED IN CALIFORNIA. A CRITICAL LIFT INCLUDES, BUT IS NOT LIMITED TO:**
1. ANY LIFT LOCATION THAT COULD RESULT IN THE BOOM OR LOAD FALLING INTO A HAZARDOUS AREA IN THE EVENT OF A MISHAP, INCLUDING ENERGIZED ELECTRICAL WIRING AND EQUIPMENT, GAS MANIFOLDS, AND OPERATING MACHINERY,
  2. LIFTS EQUAL TO OR GREATER THAN 10 TONS,
  3. LIFTS EQUAL TO OR GREATER THAN 75% OF RATED CAPACITY,
  4. LIFTS OVER OCCUPIED OR UNOCCUPIED BUILDINGS, RAILWAYS OR PUBLIC ROADWAYS,
  5. THE USE OF MULTIPLE CRANES FOR ONE LIFT, AND/OR
  6. LIFT AND TRANSIT OF LOAD GREATER THAN 75% OF RATED CAPACITY OF TRACK CRAWLER CRANE.

**CRITICAL LIFTS REQUIRE AN ENGINEERED PLAN DESIGNED BY A REGISTERED PROFESSIONAL ENGINEER LICENSED IN CALIFORNIA. A CRITICAL LIFT INCLUDES, BUT IS NOT LIMITED TO:**

1. ANY LIFT LOCATION THAT COULD RESULT IN THE BOOM OR LOAD FALLING INTO A HAZARDOUS AREA IN THE EVENT OF A MISHAP, INCLUDING ENERGIZED ELECTRICAL WIRING AND EQUIPMENT, GAS MANIFOLDS, AND OPERATING MACHINERY,
  2. LIFTS EQUAL TO OR GREATER THAN 10 TONS,
  3. LIFTS EQUAL TO OR GREATER THAN 75% OF RATED CAPACITY,
  4. LIFTS OVER OCCUPIED OR UNOCCUPIED BUILDINGS, RAILWAYS OR PUBLIC ROADWAYS,
  5. THE USE OF MULTIPLE CRANES FOR ONE LIFT, AND/OR
  6. LIFT AND TRANSIT OF LOAD GREATER THAN 75% OF RATED CAPACITY OF TRACK CRAWLER CRANE.
- 37) DURING CONSTRUCTION REMOVE EQUIPMENT, DISCONNECT OR REMOVE UTILITIES, AND ROOF ACCESSORIES TO FACILITATE AND INSTALL NEW EQUIPMENT. REINSTALL ALL THE ABOVE AFTER NEW EQUIPMENT HAS BEEN INSTALLED AND OPERATIONAL. INFORM OCTA, SEVEN DAYS AHEAD OF EQUIPMENT OF UTILITY DISCONNECTION.
- 38) THE PROTECTION OF ALL OCTA PROPERTY, STRUCTURES, EQUIPMENT, UTILITIES, AND ACCESSORIES IS THE RESPONSIBILITY OF THE CONTRACTOR.
- 39) THE EXTENT OF THE WORK IS ONLY INDICATED GENERALLY ON THE DRAWINGS AND SHALL NOT BE CONSIDERED AS THE COMPLETE SCOPE. CONDITIONS INDICATED ARE BASED ON LIMITED SURVEYS OF EXISTING CONDITIONS AND RECORD DRAWINGS.
- 40) IT IS THE INTENT OF THESE CONSTRUCTION DOCUMENTS TO INCLUDE ITEMS AND COMPONENTS FOR THE PROPER EXECUTION OF THE WORK, AND FOR THE PROVISION FOR A COMPLETE FUNCTIONING SYSTEM. IN THAT REGARD ALL APPURTENANT AND ACCESSORY ITEMS AND COMPONENTS REQUIRED FOR THE CONSTRUCTION OF COMPLETE AND FUNCTIONING SYSTEM SHALL BE PROVIDED WHETHER SPECIFICALLY IDENTIFIED IN THESE DOCUMENTS OR NOT.
- 41) BEFORE SUBMITTING A BID, CONTRACTOR SHALL VISIT THE SITE IN THE PRE-BID JOB-WALK AND VERIFY ALL EXISTING ITEMS SHOWN ON THE PLANS, CONDITIONS, HAZARDS, ELEVATIONS, STRUCTURES, EQUIPMENT, UTILITIES, AND LOCAL REQUIREMENTS. SUBMISSION OF A BID BY THE CONTRACTOR SHALL BE DEEMED EVIDENCE OF SUCH VISIT AND REVIEW OF SITE. ALL BIDDERS SHALL TAKE THESE EXISTING CONDITIONS INTO CONSIDERATION AND A LACK OF SPECIFIC INFORMATION ON THE DRAWING SHALL NOT RELIEVE THE CONTRACTOR OF ANY RESPONSIBILITY. NO REQUEST FOR ADDITIONAL PAYMENT SHALL BE CONSIDERED AS VALID DUE TO FAILURE TO ALLOW FOR CONDITIONS WHICH CURRENTLY EXISTS ON SITE.
- 42) LOCATIONS AND ELEVATIONS OF THE VARIOUS ITEMS INCLUDED WITHIN THE WORK HAVE BEEN OBTAINED FROM EXISTING DRAWINGS AND LIMITED FIELD SURVEY. CONTRACTOR SHALL EXAMINE THE SITE, VERIFY FIELD CONDITIONS, STRUCTURES, EQUIPMENT UTILITIES AND SERVICES REQUIRED AND BE ADEQUATELY INFORMED AS TO THEIR RELATION TO THE WORK. THE SUBMISSION OF BID SHALL BE DEEMED OF EVIDENCE OF SUCH A VISIT.
- 43) OCTA STAFF WILL CONTINUE TO WORK ON BUS MAINTENANCE AND REPAIR DURING CONSTRUCTION IN THE MAINTENANCE BUILDING. CONTRACTOR'S WORK SHALL NOT DISRUPT OCTA BUS MAINTENANCE WORK.
- 44) CONTRACTOR WILL BE ALLOWED TO WORK ON REMOVING AND REPLACING ONE FAN AT A TIME. CONTRACTOR SHALL REMOVE AND REPLACE ONE FAN AND COMPLETE ALL WORK ON THE FAN INCLUDING MAKING IT OPERATIONAL BEFORE PROCEEDING TO THE NEXT FAN REPLACEMENT. THE CONTRACTOR SHALL COORDINATE THE WORK WITH OCTA PROJECT MANAGER AND FACILITY MAINTENANCE TO SEQUENCE HIS DAILY WORK SCHEDULE.
- 45) CONTRACTOR SHALL SCHEDULE DEACTIVATION OF UTILITIES WITH THE OCTA PROJECT MANAGER AND FACILITY MAINTENANCE. DEACTIVATION OR RELOCATION OF UTILITIES, SYSTEMS, EQUIPMENT, OR OTHER ACCESSORIES SHALL BE SCHEDULE A WEEK IN ADVANCE WITH THE PROJECT MANAGER. PROVIDE TEMPORARY SERVICE DURING DEACTIVATION PERIOD. MINIMIZE DEACTIVATION DOWN TIME.
- 46) CONTRACTOR SHALL COVER ALL OCTA TOOLS, EQUIPMENT, AND STRUCTURES BELOW IN BUS MAINTENANCE BAYS WHEN WORKING ON ROOF TO PREVENT DUST SPREAD AND DAMAGE TO OCTA TOOLS, EQUIPMENT, AND STRUCTURES. CLEAN ALL ABOVE ITEMS AND WORK AREA AT END OF WORK DAY.
- 47) THE GENERAL CONTRACTOR SHALL TAKE ALL PREVENTIVE MEASURES DURING CONSTRUCTION TO PREVENT DAMAGE TO OCTA PROPERTY AND STAFF WORKING IN AND AROUND THE BUILDING. THE MAINTENANCE BUILDING STAFF WILL BE WORKING IN THE BUILDING DURING CONSTRUCTION WORK. THE GENERAL CONTRACTOR SHALL BE RESPONSIBLE FOR AND SHALL REPLACE OR REPAIR ANY FAULTY IMPROPER OR INFERIOR MATERIAL OR WORKMANSHIP OR ANY DAMAGE TO THE WORK OR ADJACENT AREAS, OR STRUCTURES IN AND AROUND THE MAINTENANCE BUILDING.

[illegible]

**DRAINAGE PIPE REPAIR  
AT ANAHEIM BUS BASE CHASSIS WASH BAY**

## GENERAL NOTES

JOB #	
DESIGN BY:	N.DO
DRAWN BY:	V. NGUYEN
CHECKED BY:	G. OLIVO
DATE	
SCALE	AS SHOWN
SHEET	2 OF 22
<h1>G-1</h1>	

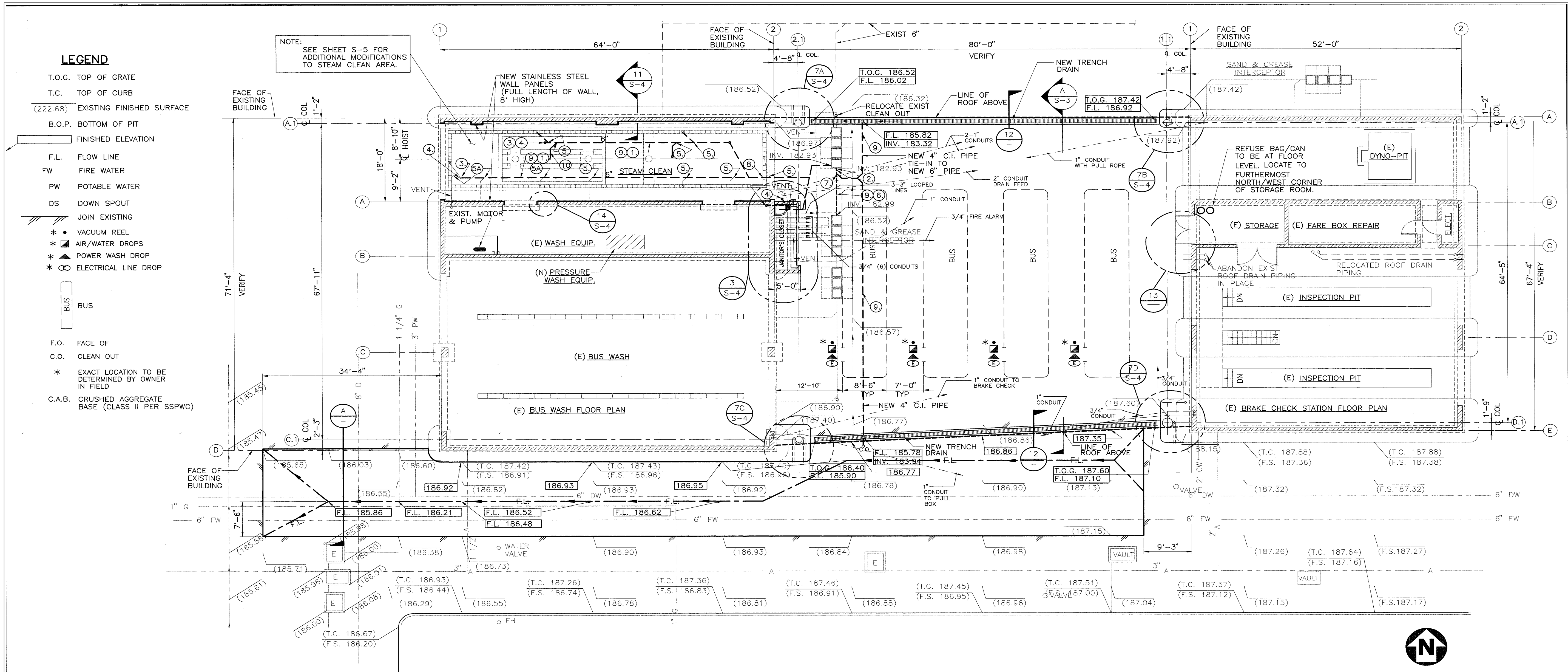
550 South Main Street  
Orange, CA 92668  
714/560/OCTA



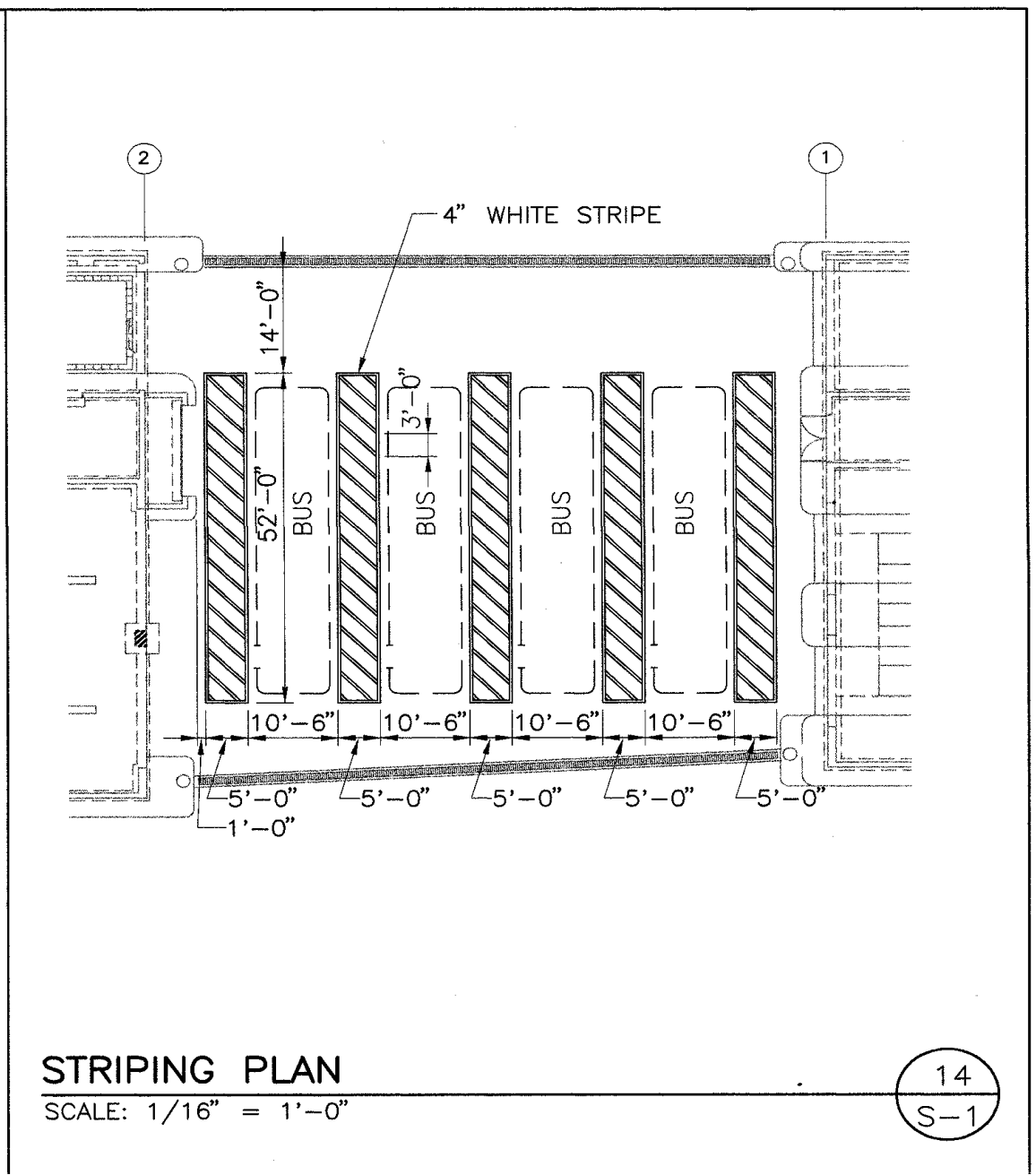
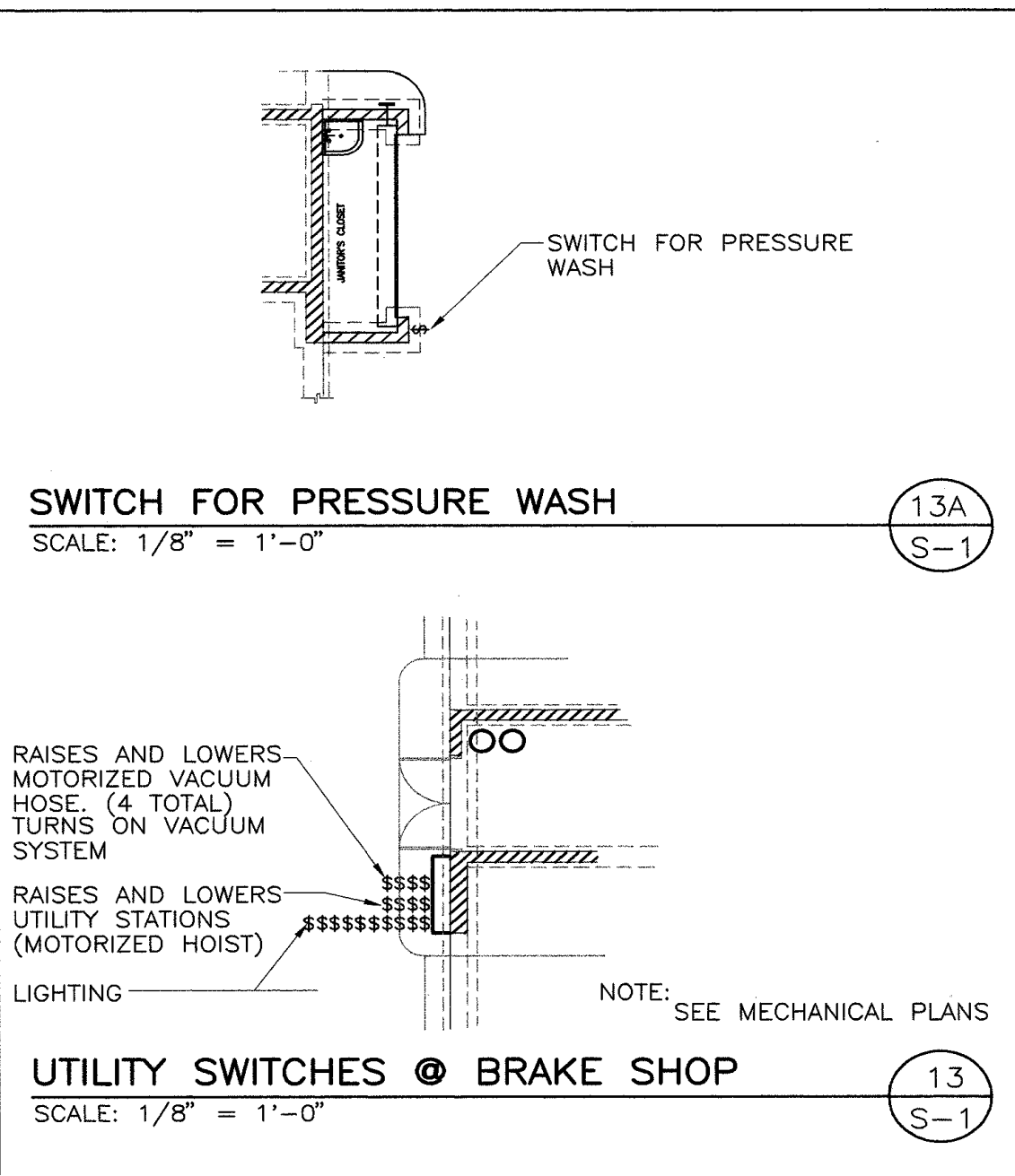
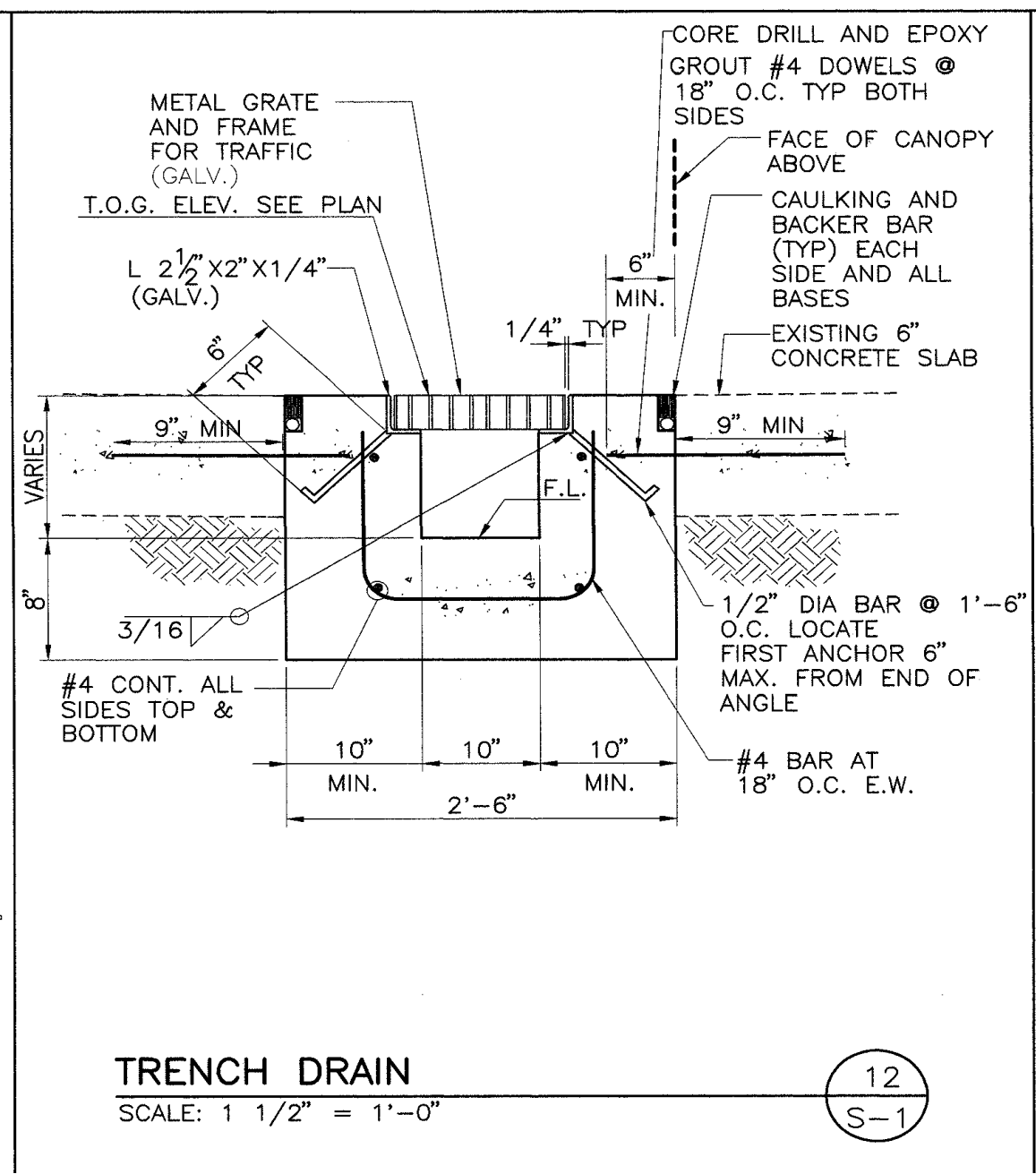
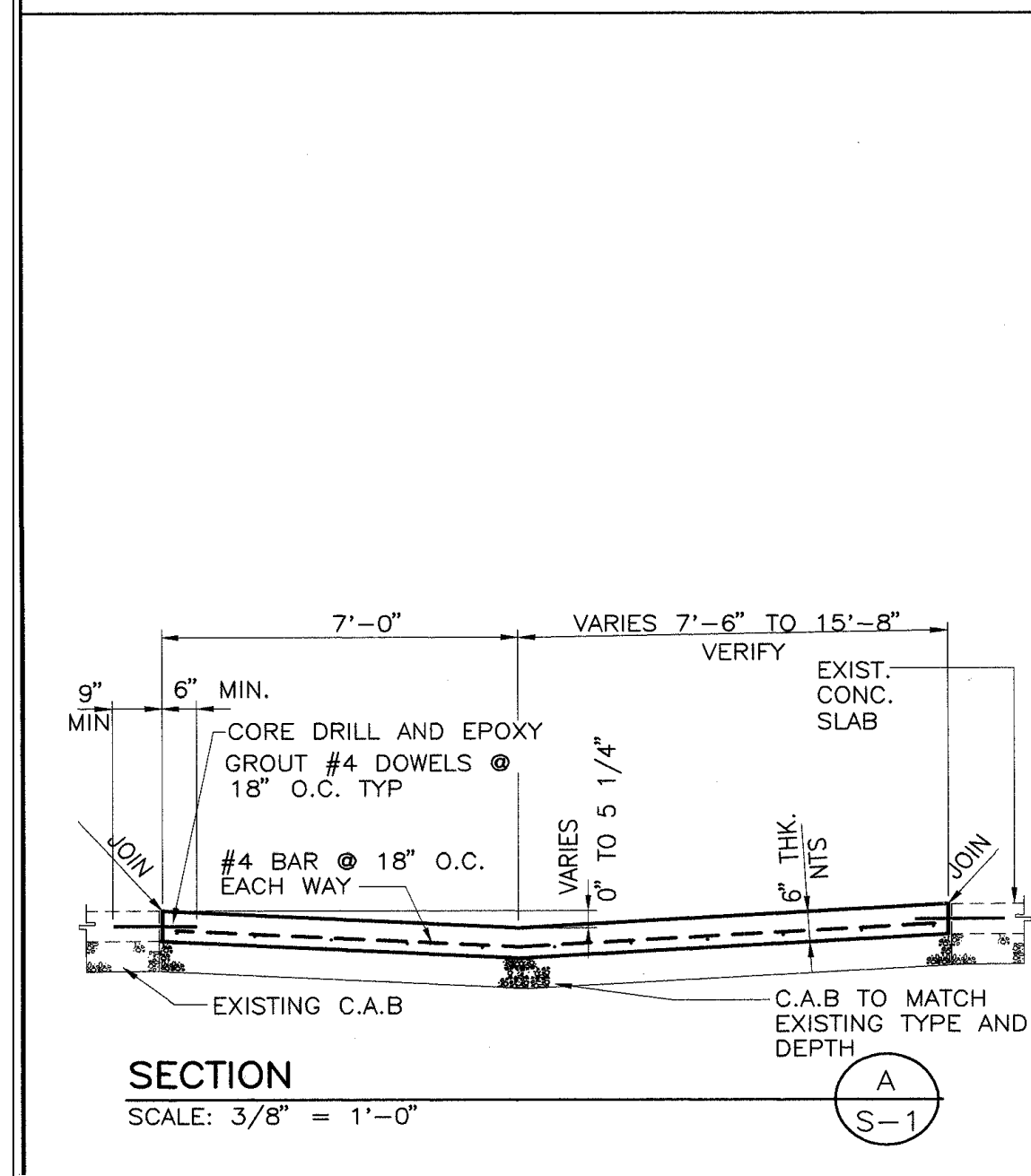








FLOOR PLAN / CIVIL PLAN  
SCALE: 1/8" = 1'-0"



**CONSTRUCTION NOTES**  
(FOR STEAM CLEAN STATION ONLY)

- SAW-CUT EXISTING CONCRETE SLAB, REMOVE EXISTING 4" CAST IRON DRAIN LINE AND INSTALL NEW 4 INCH SCHEDULE 80 PVC PIPE W/ SCHEDULE 40 FITTINGS, SLOPE TO DRAIN.
- ADJUST INLET OF EXISTING CLARIFIER 1" FOR NEW 6" PIPE FROM EXISTING SAND & GREASE INTERCEPTOR TO DRAIN.
- REMOVE EXISTING CLEAN-OUT.
- NEW CLEAN-OUT.
- TIE-IN EXISTING 3-INCH LATERAL TO NEW DRAIN PIPE WITH WYE FITTING AND ADAPTER.
- EXISTING WYE TO REMAIN IN PLACE.
- SAW-CUT EXISTING CONCRETE SLAB AND REPLACE EXISTING 6-INCH CONNECTOR PIPE. SLOPE TO DRAIN FROM BUS WASHER RECLAMATION TANK TO CLARIFIER, RECONNECT EXISTING 3-INCH WATER LINE AND CLEAN-OUT. PATCH CLARIFIER AS REQUIRED.
- TIE-IN NEW 6 INCH DRAIN PIPE TO 6 INCH CONNECTOR WITH WYE FITTING.
- JACK OR TUNNEL NEW DRAIN PIPE UNDER EXISTING TRENCH.
- SLURRY BACKFILL & REPLACE CONCRETE SLAB AFTER PIPE CONSTRUCTION, MATCH & JOIN EXISTING. DOWEL NEW REINF. SLAB TO EXIST. W/ #4 BARS @ 18" O.C. W/ 6" EMBEDMENT. REINF. TO MATCH EXIST. SLAB.
- PROVIDE SIDE INLET PIPE TO DRAIN HOIST PIT.

**"AS BUILT"**  
N.T.S.

<b>DRAINAGE PIPE REPAIR</b> <b>AT ANAHEIM BUS BASE CHASSIS WASH BAY</b>	
<b>EXISTING INTERIOR CLEANING STATION</b> <b>PLAN NO. 1</b>	
JOB # DESIGN BY: N.D.O. DRAWN BY: V.NUYEN CHECKED BY: G.DOLVO DATE: SCALE: AS SHOWN SHEET: 4 OF 22	550 South Main Street Orange, CA 92668 714/560/OCTA



1. CONTRACTOR TO VERIFY EXISTING ELEVATION AND NOTIFY CIVIL ENGINEER IF IT DOES NOT MATCH WITH PLANS.

B.O.P	BOTTOM OF PIPE
B.O.T	BOTTOM OF TRENCH
(E)	EXISTING
FS	FINISH SURFACE
INV	INVERT
T.O.L.	TOP OF BUS LIFT LEG



C-100

**DRAINAGE PIPE REPAIR**  
**AT ANAHEIM BUS BASE CHASSIS WASH BAY**

**EXISTING INTERIOR CLEANING STATION**  
**PLAN NO. 2**

DESIGN BY:	N.DO
DRAWN BY:	V.NGUYEN
CHECKED BY:	G.OLIVO
DATE	
SCALE	AS SHOWN
SHEET	17 OF 22

550 South Main Street  
Orange, CA 92668  
714/560/OCTA



N.T.S.









DRAINAGE PIPE REPAIR  
AT ANAHEIM BUS BASE CHASSIS WASH BAY

---

EXISTING INTERIOR CLEANING STATION  
PLAN NO. 4

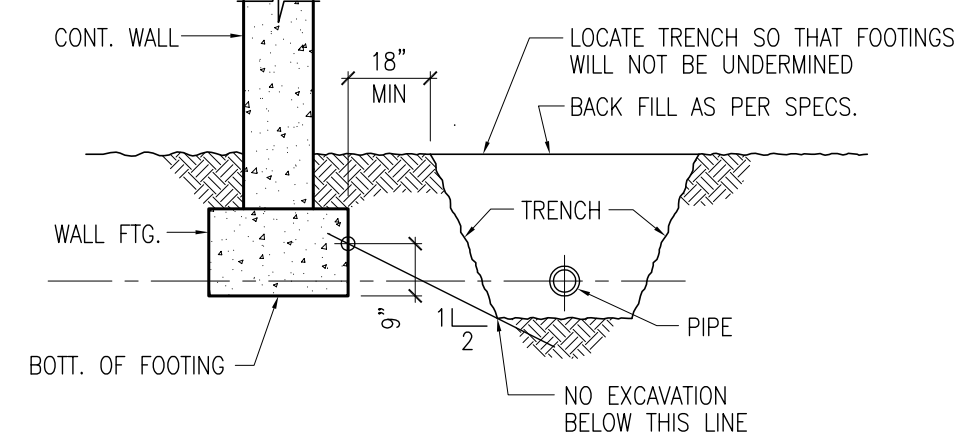
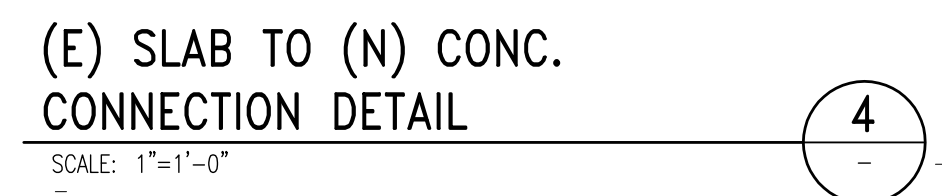
JOB #	
DESIGN BY:	N.DO
DRAWN BY:	V.NGUYEN
CHECKED BY:	G.OLIVO
DATE	
SCALE	AS SHOWN
SHEET	20 OF 22



- 
- STEAM CLEAN AREA
- KEY PLAN

~~N.T.S.~~





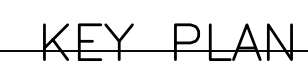


PIPE PARALLEL TO FOOTINGS

---

## PIPE TRENCH/FOOTING DETAIL

SCALE: 1/2"=1'-0"

1
—



N.T.S.

DRAINAGE PIPE REPAIR  
AT ANAHEIM BUS BASE CHASSIS WASH BAY  
EXISTING INTERIOR CLEANING STATION  
PLAN NO. 5

550 South Main Street  
Orange, CA 92668  
714/560/OCTA





CONCRETE

1.

ALL CONCRETE CONSTRUCTION SHALL CONFORM WITH CHAPTER 19A OF THE CODE AND WITH THE PROVISIONS OF ACI 318, LATEST EDITION.
2.

REINFORCED CONCRETE IS DESIGNED BY THE "ULTIMATE STRENGTH DESIGN METHOD".
3.

CONCRETE MIXES SHALL BE DESIGNED BY THE APPROVED TESTING LABORATORY AND APPROVED BY THE STRUCTURAL ENGINEER. THE COMPRESSIVE STRENGTH OF THE CONCRETE SHALL BE PROPORTIONED BASED ON SECTION 1905A OF THE CODE.
4.

A. PROVIDE NORMAL WEIGHT CONCRETE (145 pcf), WITH PROVEN SHRINKAGE CHARACTERISTICS OF LESS THAN 0.05%, ATTAINING MINIMUM COMPRESSIVE STRENGTHS AT 28 DAYS (f'c) AS FOLLOWS, UNLESS NOTED OTHERWISE:

SLABS ON GRADE

4000 psi

RETAINING WALLS

4000 psi

B. LIGHTWEIGHT AGGREGATE TO BE EXPANDED CLAY OR SHALE CONFORMING TO ASTM C-330 AND TITLE 24, 2-5603(d). AIR DRY UNIT WEIGHT SHALL NOT EXCEED 115 pcf.
5.

PORTLAND CEMENT SHALL CONFORM TO ASTM C-150, TYPE II.
6.

AGGREGATE FOR HARDROCK CONCRETE SHALL CONFORM TO ALL REQUIREMENTS AND TESTS OF ASTM C-33 AND PROJECT SPECIFICATIONS. EXCEPTIONS MAY BE USED ONLY WITH PERMISSION OF THE STRUCTURAL ENGINEER.
7.

CONCRETE MIXING OPERATION, ETC. SHALL CONFORM TO ASTM C-94.
8.

PLACEMENT OF CONCRETE SHALL CONFORM TO CODE SECTION 1905A AND PROJECT SPECIFICATIONS. CLEAN AND ROUGHEN TO 1/4" AMPLITUDE ALL CONCRETE SURFACES AGAINST WHICH NEW CONCRETE IS TO BE PLACED.
9.

ALL REINFORCING BARS, ANCHOR BOLTS AND OTHER CONCRETE INSERTS SHALL BE WELL SECURED IN POSITION PRIOR TO PLACING CONCRETE.
10.

SUBMIT CONCRETE DESIGN MIX DATA FOR EACH TYPE AND COMPRESSIVE STRENGTH OF CONCRETE REQUIRED SIGNED BY AND BEARING THE SEAL OF A REGISTERED CIVIL ENGINEER TO THE ARCHITECT OR STRUCTURAL ENGINEER. BASE DESIGN MIX ON FIELD EXPERIENCE OR TRIAL MIXTURES AS STIPULATED IN CBC SECTION 1905A.3.
11.

SUBMIT SHOP DRAWINGS TO ARCHITECT OR STRUCTURAL ENGINEER INDICATING LOCATIONS OF CONCRETE CONSTRUCTION JOINTS FOR REVIEW PRIOR TO PLACING CONCRETE. LOCATE JOINTS AT LOCATIONS TO MINIMIZE EFFECTS OF SHRINKAGE AS WELL AS BEING PLACED AT POINTS OF LOW STRESS.
12.

SLUMP SHALL NOT EXCEED 4 INCHES.
13.

DO NOT USE CONCRETE OR GROUT CONTAINING CHLORIDES.
14.

PROVIDE SLEEVES FOR PLUMBING AND ELECTRICAL OPENINGS IN NEW CONCRETE BEFORE PLACING. LOCATE EXISTING REINFORCING USING NON-DESTRUCTIVE METHODS PRIOR TO CORING NEW HOLES IN EXISTING CONCRETE. DO NOT CUT ANY EXISTING REINFORCING WHICH MAY CONFLICT WITH NEW HOLES UNLESS SPECIFICALLY APPROVED THE ENGINEER. SLEEVES SHALL NOT DISPLACE OR INTERRUPT REINFORCING BARS NOT BE SPACED CLOSER THAN A MINIMUM OF 6 X SLEEVE DIAMETER.
15.

CONDUITS LARGER THAN 1-1/2" DIAMETER SHALL NOT BE EMBEDDED IN STRUCTURAL CONCRETE EXCEPT WHERE SPECIFICALLY APPROVED BY THE STRUCTURAL ENGINEER. CONDUITS SHALL NOT DISPLACE OR INTERRUPT REINFORCING BARS AND SHALL NOT BE SPACED CLOSER THAN A MINIMUM OF 6 X CONDUIT DIAMETER. NO PIPES OF ANY SIZE SHALL BE EMBEDDED IN CONCRETE, UNLESS SPECIFICALLY APPROVED BY THE STRUCTURAL ENGINEER.
16.

PROVIDE KEYS IN CONSTRUCTION JOINTS UNLESS DETAILED OTHERWISE. THOROUGHLY CLEAN, REMOVE LATANCE AND THOROUGHLY WET AND REMOVE STANDING WATER IN CONSTRUCTION JOINTS BEFORE PLACING NEW CONCRETE. AT VERTICAL JOINTS, SLUSH WITH A COAT OF NEAT CEMENT BEFORE PLACING NEW CONCRETE.
17.

PERFORM CONCRETE WORK IN COMPLIANCE WITH ACI 301.
18.

MAINTAIN CONCRETE ABOVE 50 DEGREES FAHRENHEIT AND IN A MOIST CONDITION FOR A MINIMUM OF 7 DAYS AFTER PLACEMENT UNLESS OTHERWISE ACCEPTED BY ARCHITECT (STRUCTURAL ENGINEER).
19.

CONSOLIDATE CONCRETE IN PLACE USING A MECHANICAL VIBRATOR.
20.

BEFORE PLACING CONCRETE SECURE REINFORCING STEEL, ANCHOR BOLTS, DOWELS, AND OTHER INSERTS IN POSITION TO PREVENT MOVEMENT.
21.

ALL SLABS ON EARTH SHALL HAVE "QUICK-JOINT" INSTALLED TO PROVIDE APPROXIMATELY 20 FOOT SQUARES UNLESS DETAILED OTHERWISE ON THE PLANS.
22.

WHERE CONCRETE POURS ARE STOPPED, THE JOINT SHALL BE FORMED PER TYPICAL CONSTRUCTION JOINT DETAIL.

GENERAL NOTES

1.

THE CONTRACTOR SHALL FIELD VERIFY ALL DIMENSIONS PRIOR TO STARTING CONSTRUCTION. THE ARCHITECT SHALL BE NOTIFIED OF ANY DISCREPANCIES OR INCONSISTENCIES.
2.

ALL WORK SHALL CONFORM TO THE MINIMUM STANDARDS OF THE FOLLOWING CODES:  
2007 CALIFORNIA BUILDING CODE AND TITLE 24 C.C.R.  
AND LATEST REVISIONS REFERRED TO HERE AS "THE CODE", AND ANY OTHER REGULATING AGENCIES WHICH HAVE AUTHORITY OVER ANY PORTION OF THE WORK, INCLUDING THE BUILDING AND SAFETY, AND THOSE CODES & STANDARDS LISTED IN THESE NOTES AND SPECIFICATIONS.
3.

THE CONTRACTOR SHALL VERIFY ALL EXISTING CONDITIONS AND DIMENSIONS ON SITE PRIOR TO PREPARING SHOP DRAWINGS. THE ARCHITECT SHALL BE NOTIFIED OF ANY DISCREPANCIES OR INCONSISTENCIES.
4.

ALL DRAWINGS AND SPECIFICATIONS ARE CONSIDERED TO BE A PART OF THE CONTRACT DOCUMENTS. THE CONTRACTOR SHALL BE RESPONSIBLE FOR THE REVIEW AND COORDINATION OF ALL DRAWINGS AND SPECIFICATIONS PRIOR TO THE START OF CONSTRUCTION. ANY DISCREPANCIES THAT OCCUR SHALL BE BROUGHT TO THE ATTENTION OF THE ARCHITECT PRIOR TO START OF CONSTRUCTION SO THAT A CLARIFICATION CAN BE ISSUED. ANY WORK PERFORMED IN CONFLICT WITH THE CONTRACT DOCUMENTS OR ANY CODE REQUIREMENTS SHALL BE CORRECTED BY THE CONTRACTOR AT THEIR OWN EXPENSE AND AT NO EXPENSE TO THE OWNER OR ARCHITECT.
5.

NOTES AND DETAILS ON DRAWINGS SHALL TAKE PRECEDENCE OVER GENERAL NOTES AND TYPICAL DETAILS. WHERE NO DETAILS ARE GIVEN, CONSTRUCTION SHALL BE AS SHOWN FOR SIMILAR WORK. DETAILS AND SCHEDULES INDICATED AS "TYPICAL" MAY NOT BE SPECIFICALLY REFERENCED ON DRAWINGS. DETERMINE WHERE EACH TYPICAL DETAIL OR SCHEDULE APPLIES BEFORE PROCEEDING WITH WORK. IF CONDITIONS ARE FOUND WHICH ARE NOT SPECIFICALLY DETAILED AND NO TYPICAL DETAIL OR SCHEDULE APPLIES, PROMPTLY NOTIFY ARCHITECT AND STRUCTURAL ENGINEER.
6.

THE CONTRACT STRUCTURAL DRAWINGS AND SPECIFICATIONS REPRESENT THE FINISHED STRUCTURE. THEY DO NOT INDICATE THE METHOD OF CONSTRUCTION. THE CONTRACTOR SHALL PROVIDE ALL MEASURES NECESSARY TO PROTECT THE STRUCTURE AND ITS OCCUPANTS DURING CONSTRUCTION. SUCH MEASURES SHALL INCLUDE, BUT NOT BE LIMITED TO, BRACING, SHORING FOR LOADS DUE TO CONSTRUCTION EQUIPMENT, THE INSTALLATION OF BARRIERS TO MINIMIZE EXCESSIVE NOISE, ETC. OBSERVATION VISITS TO THE SITE BY THE STRUCTURAL ENGINEER SHALL NOT INCLUDE INSPECTION OF THE ABOVE ITEMS.
7.

ASTM SPECIFICATIONS ON THE DRAWINGS SHALL BE OF THE LATEST REVISION.
8.

SHOP DRAWINGS:  
A. REVIEW AND STAMP SHOP DRAWINGS PRIOR TO SUBMISSION TO ARCHITECT (STRUCTURAL ENGINEER). REVIEW FOR COMPLETENESS AND COMPLIANCE WITH CONTRACT DOCUMENTS.  
B. SUBMIT SHOP DRAWINGS TO ARCHITECT (STRUCTURAL ENGINEER) AS INDICATED OR SPECIFIED FOR REVIEW AND ACCEPTANCE PRIOR TO FABRICATION. REVIEW WILL BE FOR GENERAL CONFORMANCE WITH DESIGN INTENT CONVEYED IN CONTRACT DOCUMENTS.  
C. SHOP DRAWINGS ARE NOT A PART OF CONTRACT DOCUMENTS. THEREFORE, ARCHITECT'S (STRUCTURAL ENGINEER'S) REVIEW DOES NOT CONSTITUTE AN AUTHORIZATION TO DEVIATE FROM TERMS AND CONDITIONS OF THE CONTRACT.  
D. SHOP DRAWINGS WILL BE REJECTED FOR INCOMPLETENESS, LACK OF COORDINATION WITH OTHER PORTIONS OF CONTRACT DOCUMENTS, LACK OF CALCULATIONS (IF REQUIRED), OR WHERE MODIFICATIONS OR SUBSTITUTIONS ARE INDICATED WITHOUT PRIOR REVIEW PER PARAGRAPH ABOVE.  
E. SUBMIT SHOP DRAWINGS AND CALCULATIONS TO GOVERNING CODE AUTHORITY WHEN SPECIFICALLY INDICATED OR REQUESTED.  
F. MAINTAIN A COPY OF ALL SHOP DRAWINGS ACCEPTED BY ARCHITECT (STRUCTURAL ENGINEER) AT SITE DURING CONSTRUCTION PERIOD.
9.

CONSTRUCTION MATERIAL SHALL BE SPREAD OUT IF PLACED ON FRAMED ROOF OR FLOOR. LOAD SHALL NOT EXCEED THE DESIGN LIVE LOAD PER SQUARE FOOT. PROVIDE ADEQUATE SHORING AND/OR BRACING WHERE STRUCTURE HAS NOT ATTAINED DESIGN STRENGTH.
10.

SEE ARCHITECTURAL DRAWINGS FOR THE FOLLOWING:  
SIZE AND LOCATION OF ALL NEW PITS, SLOPES, CHANGE IN LEVEL, CHAMFERS, GROOVES, INSERTS, ETC.  
DIMENSIONS NOT SHOWN ON STRUCTURAL DRAWINGS.

FOUNDATION

1.

FOUNDATION DESIGN IS BASED ON RECOMMENDATIONS IN GEOTECHNICAL REPORT PREPARED BY DIAZ, YOURMAN & ASSOC. DATED SEPTEMBER 16, 2008, AND SUBSEQUENT ADDENDA LETTERS. PERFORM FOUNDATION WORK COMPLYING WITH REPORT AND ADDENDA. GEOTECHNICAL REPORT AND ADDENDA HEREBY BECOME PART OF THESE CONTRACT DOCUMENTS AND SHALL BE KEPT ON THE JOB SITE AT ALL TIMES.
2.

FOOTINGS ARE DESIGNED BASED ON THE FOLLOWING INFORMATION:  
ALLOWABLE BEARING  
CONTINUOUS FOOTING (D+L) = 1,500 PSF
- FOOTING SHALL BEAR ON ENGINEERED FILL MATERIAL AS INDICATED IN SOIL REPORT. SPREAD FOOTINGS FOR BUILDING STRUCTURES SHOULD EMBED 24 INCHES MINIMUM. CONTINUOUS FOOTINGS SHOULD HAVE A WIDTH OF 24 INCHES OR MORE, AS SPECIFIED PER THE RECOMMENDATIONS OF THE SOILS REPORT. MINIMUM DEPTH OF FOOTINGS BELOW LOWEST ADJACENT GRADE SHALL BE 24". IT IS ACCEPTABLE TO INCREASE BEARING PRESSURE FOR SHORT TERM LOADING SUCH AS SEISMIC OR WIND.
3.

ALL NEW FOOTINGS SHALL BEAR ON FIRM NATURAL SOILS OR COMPACTED FILL.
4.

CONTRACTOR TO PROVIDE FOR DE-WATERING OF EXCAVATIONS FROM EITHER SURFACE WATER, GROUND WATER OR SEEPAGE, IF REQUIRED.
5.

CONTRACTOR SHALL PROVIDE FOR DESIGN AND INSTALLATION OF ALL CRIBBING, SHEATHING AND SHORING REQUIRED AND SHALL BE SOLELY RESPONSIBLE FOR ALL EXCAVATION PROCEDURES INCLUDING LAGGING, SHORING AND PROTECTION OF ADJACENT PROPERTY, STRUCTURES, STREETS AND UTILITIES IN ACCORDANCE WITH ALL NATIONAL, STATE AND LOCAL SAFETY ORDINANCES.
6.

EXCAVATION FOR NEW FOOTINGS SHALL BE APPROVED BY THE INSPECTOR OR SOILS ENGINEER PRIOR TO PLACING THE CONCRETE AND REINFORCING. CONTRACTOR TO NOTIFY THE INSPECTOR WHEN INSPECTION OF EXCAVATION IS READY. INSPECTOR TO SUBMIT LETTER OF COMPLIANCE.
7.

ALL EXCAVATIONS SHALL BE PROPERLY BACKFILLED WITH APPROVED 95% FILL.

DRAINAGE PIPE REPAIR  
AT ANAHEIM BUS BASE CHASSIS WASH BAY

EXISTING INTERIOR CLEANING STATION  
PLANS & SECTIONS NO. 4

JOB #	
DESIGN BY:	N.DO
DRAWN BY:	V.NGUYEN
CHECKED BY:	G.OLIVO
DATE	
SCALE	AS SHOWN
SHEET	21 OF 22

550 South Main Street  
Orange, CA 92668  
714/560/OCTA



N.T.S.

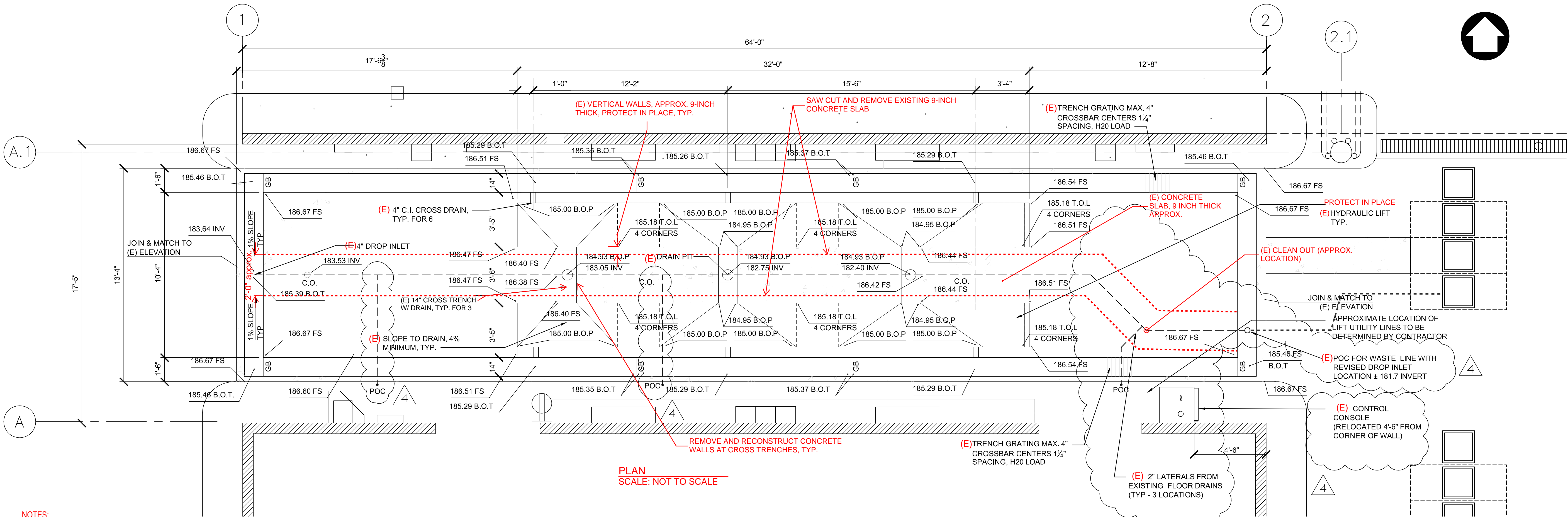


NOTE:

1. CONTRACTOR TO VERIFY EXISTING ELEVATION AND NOTIFY CIVIL ENGINEER IF IT DOES NOT MATCH WITH PLANS.

ABBREVIATIONS

B.O.P. BOTTOM OF PIPE  
B.O.T. BOTTOM OF TRENCH  
(E) EXISTING  
FS FINISH SURFACE  
INV INVERT  
T.O.L. TOP OF BUS LIFT LEG



NOTES:

1. FIELD VERIFY EXISTING ELEVATIONS OF DRAIN TRENCH AND UNDERGROUND DRAIN PIPE PRIOR TO DEMOLITION. NOTIFY OCTA IF EXISTING ELEVATIONS DO NOT MATCH WITH THE DRAWINGS.
2. PROTECT IN PLACE THE EXISTING CONCRETE TRENCH VERTICAL WALLS.
3. PROTECT IN PLACE EXISTING LIFT EQUIPMENT AND APPURTENANCES. DAMAGE TO THE LIFT EQUIPMENT AND ITS APPURTENANCES SHALL BE REPAIRED/REPLACED AT CONTRACTOR'S EXPENSE.
4. FIELD VERIFY EXISTING UNDERGROUND PIPE ELEVATIONS AND SLOPE PRIOR TO REMOVING THE EXISTING PIPE. REPLACE THE DAMAGE UNDERGROUND DRAIN PIPE WITH SCHEDULE 80 4-INCH DIAMETER PVC PIPE. PIPE ELEVATIONS AND SLOPE TO MATCH EXISTING.
5. REPLACE IN KIND ALL STEEL ANGLES AFFECTED BY DEMOLITION.
6. REMOVE, SALVAGE, AND RE-INSTALL TRENCH DRAIN GRATES AFFECTED BY PROJECT CONSTRUCTION.
7. CONCRETE RECONSTRUCTION SHALL MATCH EXISTING CONDITIONS.
8. USE CONCRETE TWO-PART EPOXY BONDING AGENT AT THE INTERFACE OF EXISTING AND NEW CONCRETE.
9. INSTALL #4 EPOXIED DOWEL @ 12 INCH O.C. EACH WAY, EACH SIDE, 6 INCH EMBEDMENT, BETWEEN EXISTING CONCRETE AND NEW CONCRETE.
10. CONCRETE REINFORCEMENT FOR RECONSTRUCTED CONCRETE SHALL MATCH EXISTING.
11. SOIL IMPORT MAY BE REQUIRED AND SHALL MATCH EXISTING. SOIL COMPACTION IS REQUIRED FOR RECONSTRUCTION OF CONCRETE SLAB.
12. DEBRIS AND REMOVED MATERIALS ARE ALLOWED TO BE TEMPORARILY STOCK PILES AT THE SITE. STOCK PILE LOCATION SHALL BE APPROVED BY OCTA.
13. NO HEAVY DUTY EQUIPMENT IS ALLOWED IN THE WORK AREA. ONLY HAND OPERATED TOOLS SHALL BE USED TO REMOVE CONCRETE. CARE SHALL BE TAKEN NOT TO DAMAGE PROTECTED-IN-PLACE CONCRETE PORTIONS AND ALL EXISTING EQUIPMENT.
14. ONLY ONE AIR COMPRESSOR OF A SIZE TO OPERATE A 90 LB JACK HAMMER IS ALLOWED TO BE USED AT THE JOB SITE DURING THE WORK.
15. ONCE STARTED CONSTRUCTION AT THE JOB SITE, CONTRACTOR SHALL WORK ON CONSECUTIVE WORK DAYS UNTIL ALL WORK IS COMPLETED. INTERMEDIATE DELAY CAUSED BY CONTRACTOR DURING THE WORK DURATION WILL SUBJECT TO LIQUIDATED DAMAGE.

DRAINAGE PIPE REPAIR  
AT ANAHEIM BUS BASE CHASSIS WASH BAY

DRAINAGE PIPE REPLACEMENT PLAN  
NO. 1

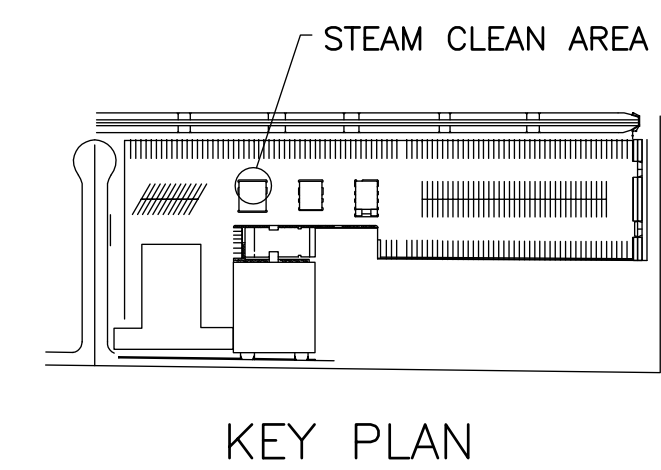

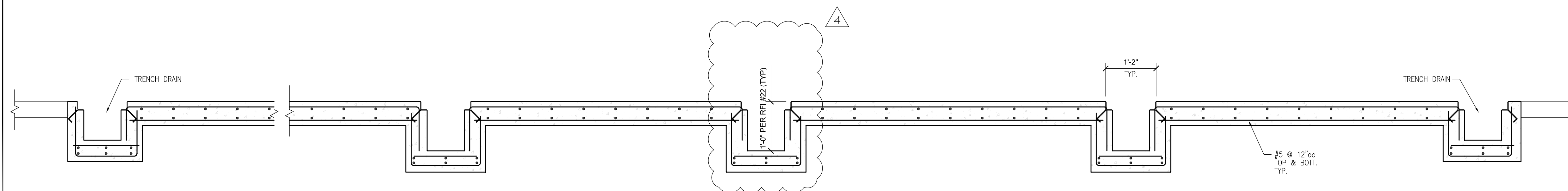
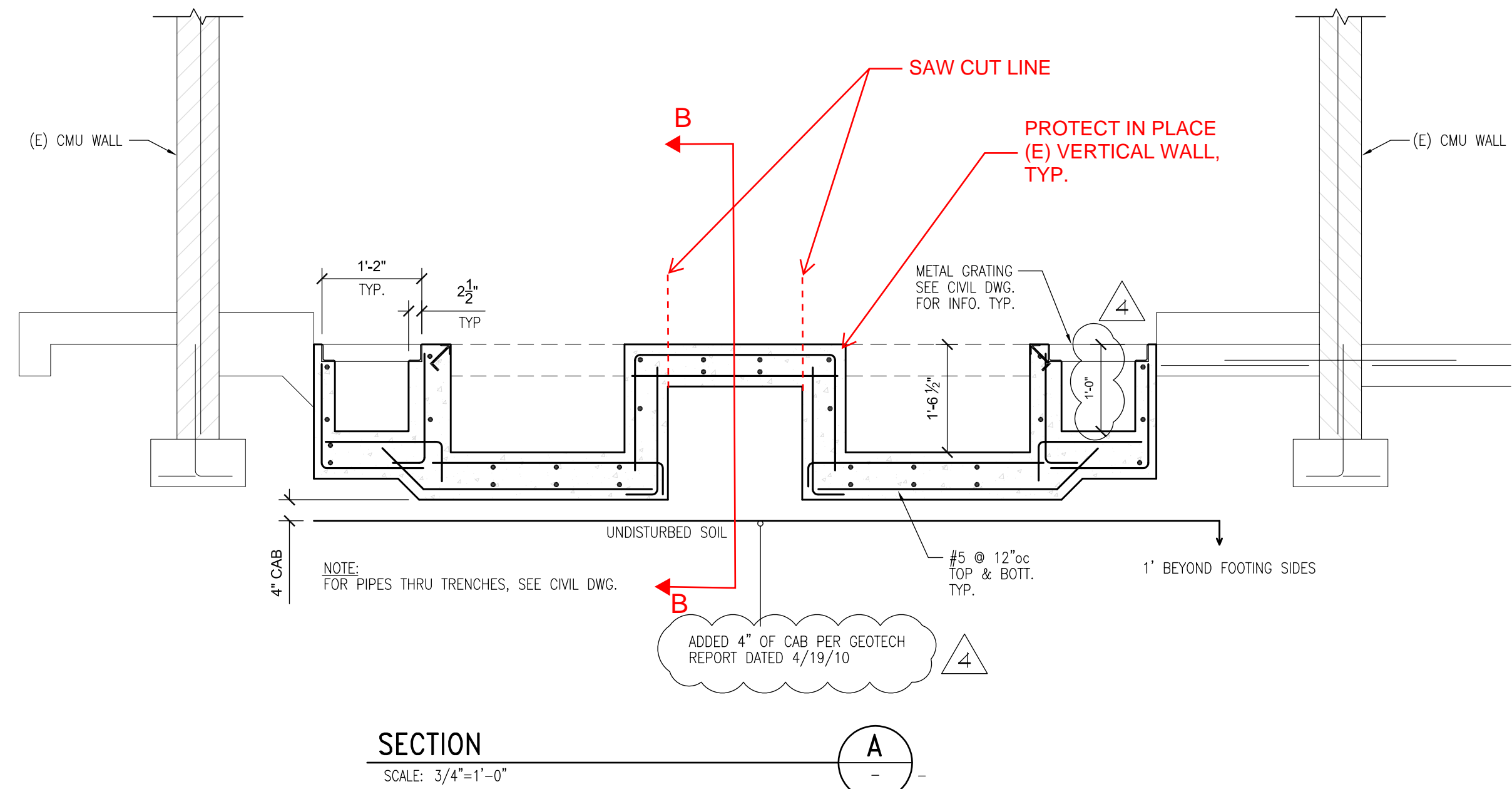
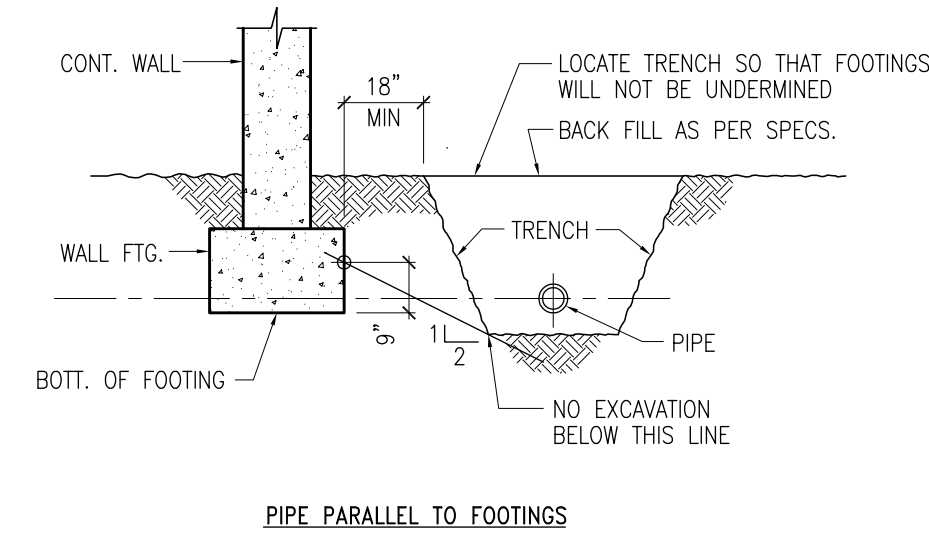
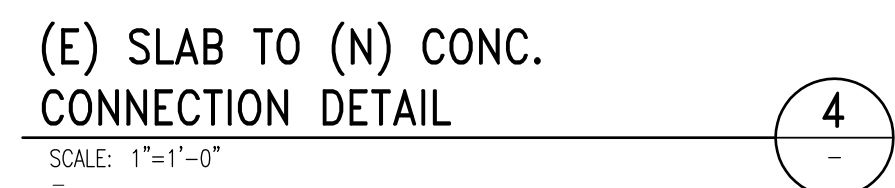
JOB #	
DESIGN BY:	N.DO
DRAWN BY:	V.NGUYEN
CHECKED BY:	G.OLIVO
DATE	
SCALE	AS SHOWN
SHEET	17 OF 22

550 South Main Street  
Orange, CA 92668  
714/560/OCTA



N.T.S.



[illegible]

**DRAINAGE PIPE REPAIR  
AT ANAHEIM BUS BASE CHASSIS WASH BAY**

---

**DRAINAGE PIPE REPLACEMENT PLAN  
NO. 2**

JOB #	
DESIGN BY:	N.DO
DRAWN BY:	V.NGUYEN
CHECKED BY:	G.OLIVO
DATE	
SCALE	AS SHOWN
SHEET	21 OF 22

550 South Main Street  
Orange, CA 92668  
714/560/OCTA



N.T.S.



**BID BOOKLET INVITATION FOR BID (IFB) 2-2210  
BOOK 2 OF 2**

**DRAINAGE PIPE REPAIR AT  
ANAHEIM BUS BASE CHASSIS  
WASH BAY**



**ORANGE COUNTY TRANSPORTATION AUTHORITY  
550 South Main Street  
P.O. Box 14184  
Orange, CA 92863-1584  
(714) 560-6282**

**Key IFB Dates**

<b>Issue Date:</b>	<b>February 16, 2022</b>
<b>Pre-Bid Conference/Site Visit:</b>	<b>February 22, 2022</b>
<b>Questions/Approved Equal Submittal:</b>	<b>February 25, 2022</b>
<b>Bids Submittal Date:</b>	<b>March 16, 2022</b>



**BID DOCUMENT SUBMISSION CHECKLIST**

IFB NO. \_\_\_\_\_

PROJECT TITLE: \_\_\_\_\_

The Orange County Transportation Authority has prepared this checklist as a reminder of the documents required to be submitted with the bid. These documents must be complete, fully executed, notarized where appropriate as required in the bid documents in order to render the bid responsive.

**THE FOLLOWING CHECKED DOCUMENTS MUST BE SUBMITTED WITH THE BID:****General IFB Forms:**

	<b>Bid Form – include all pages 1 through 4.</b> <i>All addenda must be acknowledged, signed, dated, corporate seal</i>
	<b>Bid Security Form: <u>Bid Bond</u> or <u>Check</u> (circle one)</b> <i>Correct bid number, signed, dated, notarized (bid bond)</i>
	<b>Information Required of Bidder</b> <i>Provide all information, signed</i>
	<b>Bidders Certificate of Compliance Regarding Workers Compensation Insurance</b> <i>Signed and dated</i>
	<b>Bidders Certificate of Compliance Regarding State of California Business and Professions Code Section 7028.15</b> <i>Signed, dated, notarized</i>
	<b>List of Subcontractors (Exhibit D)</b> <i>License Number- address/ name should match that associated with License # on CSLB website, DIR Registration Number, Description of work (one subcontractor for each portion), Dollar amount and Bidders name at bottom of form</i>
	<b>Status of Past and Present Contracts Form</b> <i>Signed, dated</i>
	<b>Non-Collusion Declaration Form</b> <i>Signed, dated</i>
	<b>Iran Contracting Act Certification Applicable (Bids over \$1,000,000 only)</b> <i>Signed, dated, (select one option only)</i>

Signature on this Bid Document Submission Checklist is affirmation that items marked above are hereby submitted with the bid. I understand that failure to complete and/or submit any of the required documents may deem my bid non-responsive.

\_\_\_\_\_  
Authorized Signature\_\_\_\_\_  
Print Name and Title\_\_\_\_\_  
Firm Name\_\_\_\_\_  
Date





**BID FORM**

The undersigned hereby proposes to perform all work for which a contract may be awarded and to furnish any and all plant, labor, services, material, tools, equipment, supplies, transportation, utilities, and all other items and facilities necessary therefore as required in the **IFB 2-2210, "DRAINAGE PIPE REPAIR AT ANAHEIM BUS BASE CHASSIS WASH BAY"**, and to do everything required therein; and further proposes that, if this bid is accepted, will contract in the form and manner stipulated to perform all the work in strict conformity therewith within the time limits set forth therein, and will accept as full payment therefore, the following price:

<b><u>Description</u></b>	<b><u>Total Lump Sum Bid Amount</u></b>
---------------------------	---

	\$	
--	----	--

A cashier's check/certified check/bid bond (circle applicable term) properly made payable to Orange County Transportation Authority, hereinafter designated as the Owner, for the sum of

\_\_\_\_\_ Dollars  
 (\$ \_\_\_\_\_)  
 which amount is not less than ten percent (10%) of the total amount of this bid, is attached hereto and is given as a guarantee that the undersigned will execute the Agreement and furnish the required bonds, "Guaranty" and "Certificate of Insurance", if awarded the contract, and in case of failure to do so within the time provided, (a) the proceeds of said check shall be forfeited to the Authority; or (b) surety's liability to the Authority for forfeiture of the face amount of the bond shall be considered as established [circle (a) or (b)].

The undersigned hereby represents that:



**BID FORM, PAGE 2**

1. Bidder has thoroughly examined and become familiar with the work required and documents included under this IFB. The bidder understands that the award of the contract, if it is awarded, will be based on the lowest total bid submitted by a responsive and responsible bidder, and further, that the amounts and the total on the Bid Form will be subject to verification by the Authority.
2. By investigation at the site of the work and otherwise, it is satisfied as to the nature and location of the work and is fully informed as to all conditions and matters, which can in any way affect the work or the cost thereof.
3. Bidder fully understands the scope of the work/specifications and has checked carefully all words and figures inserted in said Invitation For Bids (IFB) and further understands that the Authority will in no way be responsible for any errors or omissions in the preparation of this bid. Bidder further asserts that it is capable of performing quality work to meet Authority's requirements.
4. Bidder will execute the Agreement and furnish the required Performance and Payment Bonds, Guaranty and proof of insurance coverage within ten (10) calendar days after notice of acceptance of bid by the Authority; and further, that this bid may not be withdrawn for a period of 120 calendar days after the date set for the opening thereof, unless otherwise required by law. If any bidder shall withdraw its bid within said period, the bidder shall be liable under the provisions of the Bid Security, or the bidder and the surety shall be liable under the Bid Bond, as the case may be.
5. Bidder hereby certifies that this bid is genuine and not a sham or collusive or made in the interest or on behalf of any person not herein named, and the undersigned has not directly or indirectly induced or solicited any other bidder to put in a sham bid, or any other person, firm, or corporation to refrain from bidding; the undersigned has not in any manner sought by collusion to secure for himself an advantage over any other bidder.
6. In conformance with current statutory requirements of Section 1860, et. seq., of the Labor Code of the State of California, the Bidder shall execute the document included in this IFB entitled "Bidder's Certificate of Compliance Regarding Workers' Compensation Insurance."
7. Bidder hereby further certifies that each, and every representations made in this bid are true and correct and made under penalty of perjury.



**BID FORM, PAGE 3**

8. Bidder shall permit the authorized representative of the Authority to inspect and audit all data and records of bidder relating to this bid, and if awarded a contract resulting from this bid, shall permit such inspection and audit of all data and records of bidder related to bidder's performance of such contract.
9. Bidder does not employ anyone who is now, or for one (1) year immediately prior to the date of this offer was, a director, officer, member, or employee of the Orange County Transportation Authority. The undersigned has not agreed to pay a fee contingent upon the award of a contract resulting from this bid to anyone who is now, or for one (1) year immediately prior to the date of this bid was, a director, officer, member, or employee of the Orange County Transportation Authority. No member of or delegate to the Congress of the United States shall be admitted to any share of the contract or to any benefit arising therefrom.
10. If awarded a contract resulting from this bid, bidder shall not discriminate against any employee or applicant for employment because of race, religion, color, sex, age or national origin. The bidder shall take affirmative action to ensure that applicants are employed, and that employees are treated during their employment, without regard to their race, religion, color, sex, age or national origin. Such actions shall include, but not be limited to the following: employment, upgrading, demotion, or transfer; recruitment or recruitment advertising; layoff or termination; rates of pay or other forms of compensation; and selection for training, including apprenticeship.
11. Bid will be in effect for 120 calendar days after the bid closing date.



**BID FORM, PAGE 4**

Now: In compliance with the **Invitation For Bids (IFB) 2-2210, "DRAINAGE PIPE REPAIR AT ANAHEIM BUS BASE CHASSIS WASH BAY"**, the undersigned, with full cognizance thereof, hereby proposes to perform the entire work in strict compliance with all of the said requirements and provisions for the prices set forth herein upon which award of contract is made. The undersigned affirms that the information provided herein is true and accurate and that any misrepresentations are made under penalty of perjury.

Dated \_\_\_\_\_, 2022 Bidder \_\_\_\_\_

The above bid includes Signature \_\_\_\_\_

Addenda Nos. \_\_\_\_\_ Name \_\_\_\_\_

Title \_\_\_\_\_

Bidder's Authorized Representative \_\_\_\_\_

Title \_\_\_\_\_

Telephone # \_\_\_\_\_

Fax # \_\_\_\_\_

Email Address \_\_\_\_\_

Bidders post office address \_\_\_\_\_

\_\_\_\_\_  
\_\_\_\_\_  
\_\_\_\_\_

Corporation organized under the laws of the State of \_\_\_\_\_

Contractor's License No. \_\_\_\_\_

Expiration Date of License \_\_\_\_\_

Surety or sureties \_\_\_\_\_

\_\_\_\_\_  
(CORPORATE SEAL)



**BID SECURITY FORM**  
**BID BOND**

**KNOW ALL MEN BY THESE PRESENTS:**

That, \_\_\_\_\_ as principal and Bidder and \_\_\_\_\_ as Surety, are held and firmly bound unto the Orange County Transportation Authority, of State of California, hereinafter referred to as "Authority," in the sum of \_\_\_\_\_ Dollars (\$\_\_\_\_\_), to be paid to the Authority, its successors, and assigns; for which payment, well and truly to be made, bind themselves, their heirs, executors, administrators, successors, and assigns, jointly and severally, firmly by these presents, this amount being ten percent (10%) of the total amount of the Bid.

**THE CONDITION OF THIS OBLIGATION IS SUCH**, that if the certain bid of the above named \_\_\_\_\_ bounden \_\_\_\_\_ principal \_\_\_\_\_

for \_\_\_\_\_ at the Orange County Transportation Authority's \_\_\_\_\_ as specifically set forth in documents entitled **IFB 2-2210, "DRAINAGE PIPE REPAIR AT ANAHEIM BUS BASE CHASSIS WASH BAY"**, shall not be withdrawn within a period of 120 calendar days after the date set for the opening of bids, (unless otherwise required by law, and notwithstanding the award of the contract to another Bidder), and that if said bid is accepted by the Authority through action of its legally constituted contracting authorities \_\_\_\_\_ and \_\_\_\_\_ if \_\_\_\_\_ the \_\_\_\_\_ above bounden \_\_\_\_\_ its heirs, executors, administrators, successors and assigns, shall execute a contract for such construction and deliver the required Performance and Payment Bonds, "Guaranty," and proof of insurance coverage within ten (10) calendar days after notification of contract award from the Authority, then this obligation shall become null and void; otherwise it shall be and remain in full force and effect.

**IN WITNESS WHEREOF**, we hereunto set our hands and seals this \_\_\_\_\_ day of \_\_\_\_\_, 2022.

\_\_\_\_\_  
 \_\_\_\_\_

NOTE: The standard printed bond form of any bonding company acceptable to the Authority may be used in lieu of the foregoing approved sample bond form provided the security stipulations protecting the Authority are not in any way reduced by use of the security company's printed standard form.



**BID SECURITY FORM**  
**CHECK TO ACCOMPANY BID**

(NOTE: The following form shall be used in case check accompanies bid)

Accompanying this bid is a Certified or Cashiers check (circle the appropriate one) payable to the order of Orange County Transportation Authority, hereinafter referred to as "Authority" for \_\_\_\_\_ dollars (\$\_\_\_\_\_), this amount being ten percent (10%) of the total amount of the Bid submitted in response to **IFB 2-2210, "DRAINAGE PIPE REPAIR AT ANAHEIM BUS BASE CHASSIS WASH BAY"**. The proceeds of this check shall become the property of Authority provided this bid shall be accepted by Authority through action of its legally constituted contracting authorities and the undersigned shall fail to execute a contract and furnish the required Guaranty Form, Performance and Payment Bonds and proof of insurance coverage within ten (10) calendar days after date of notification of contract award from the Authority. The proceeds of this check shall also become the property of the Authority if the undersigned bidder withdraws the bid within the period of 120 days after the date set for the opening thereof, unless otherwise required by law, and notwithstanding the award of the contract to another bidder. Otherwise, the check shall be returned to the undersigned.

Bidder: \_\_\_\_\_

Signature: \_\_\_\_\_

Date: \_\_\_\_\_

NOTE: If the bidder desires to use a bond instead of check, the Bid Bond form shall be executed and the sum of this bond shall be ten percent [10%] of the total amount of the bid.



**INFORMATION REQUIRED OF BIDDER**

The bidder is required to supply the following information. Additional sheets may be attached if necessary.

1. Name of Bidder: \_\_\_\_\_
2. Business Address: \_\_\_\_\_
3. Telephone (    ) \_\_\_\_\_ Fax (    ) \_\_\_\_\_ E-Mail: \_\_\_\_\_
4. Type of Firm - Individual, Partnership or Corporation: \_\_\_\_\_
5. Corporation organized under the laws of state of: \_\_\_\_\_
6. Contractor's License No.: \_\_\_\_\_ Class \_\_\_\_\_ Years of Experience: \_\_\_\_
7. Expiration Date of License: \_\_\_\_\_
8. Is your firm a certified small business in California? Yes\_\_\_\_ No\_\_\_\_
9. List the names and addresses of all owners of the firm or names and titles of all officers of the corporation:  
\_\_\_\_\_  
\_\_\_\_\_



**INFORMATION REQUIRED OF BIDDER, PAGE 2**

10. Please list the following: a) All prior and current license numbers that the current owner(s) or officers possess or have possessed in the last five years and the current status of those license; b) any prior company names that the owner(s) had in operation during the previous five years.

Current Officers or Owners Name	Prior Company Names (During the last 5 years)	Prior and Current License Numbers	Status of License

*Note:* If additional space is required to detail the information requested, please attach another page. All information requested must be included. Failure to identify all of the information may result in your bid being found non-responsive and your bid being rejected.

11. List all construction projects (public and private) for which Bidder has provided general contractor services for the past three years:

Contract Type (Public or Private)	Project Description	Dates of Service	Total Cost	Name and Address of Owner	Contact Name and Phone Number



*Note:* If additional space is required to detail the information requested, please attach another page. All information requested must be included. Failure to identify all of the information, may result in your bid being found non-responsive and your bid being rejected.

12. List the name, address and phone number of Superintendent for this project:

13. List all construction projects (public and private) for which Superintendent has provided services as a Superintendent for the past three years.

Contract Type (Public or Private)	Project Description	Dates of Service	Total Cost	Name and Address of Owner	Contact Name and Phone Number

Bidder hereby certifies that it:

\_\_\_\_\_ is a certified Disadvantaged Business Enterprise as defined herein.

\_\_\_\_\_ is not a Disadvantaged Business Enterprise as defined herein.

**NOTE:** If requested by the Authority, bidder shall furnish a certified financial statement, financial data, or other information and references sufficiently comprehensive to permit an appraisal of its current financial condition.

I hereby certify the above is true and correct to the best of my belief.

\_\_\_\_\_  
Signature

\_\_\_\_\_  
Name

\_\_\_\_\_  
Title

\_\_\_\_\_  
Company Name

\_\_\_\_\_  
Telephone Number

\_\_\_\_\_  
Fax Number

\_\_\_\_\_  
Email Address



**NOTICE OF REQUIREMENT FOR AFFIRMATIVE ACTION TO ENSURE  
EQUAL EMPLOYMENT OPPORTUNITY (EXECUTIVE ORDER 11246)**

1. The Bidders' attention is called to the "Equal Opportunity Clause" and the "Standard Federal Equal Employment Opportunity Construction Contract Specifications" set forth herein.
2. The goals and timetables for minority and female participation, expressed in percentage terms for the Contractor's aggregate work force in each trade on all construction work in the covered area, are as follows:

Timetable Goals for Minority Participation for Each Trade (11.9)

Goals for Female Participation in Each Trade (6.9)

These goals are applicable to all the Contractor's construction work (whether or not it is federal or federally assisted) performed in the covered area.

The Contractor's compliance with the Executive Order and the regulations in 41 C.F.R. Part 60-4 shall be based on its implementation of the Equal Opportunity Clause, specific affirmative action obligations required by the specifications set forth in 41 C.F.R. 60-4.3 (a), and its efforts to meet the goals established for the geographical area where the contract resulting from this solicitation is to be performed. The hours of minority and female employment and training must be substantially uniform throughout the length of the contract, and in each trade, and the Contractor shall make a good faith effort to employ minorities and women evenly on each of its projects. The transfer of minority or female employees or trainees from contractor to contractor or from project to project for the sole purpose of meeting the contractor's goals shall be a violation of the contract, the Executive Order and the regulations in 41 C.F.R. Part 60-4. Compliance with the goals will be measured against the total work hours performed.

3. The Contractor shall provide written notification to the Director of the Office of Federal Contract Compliance Programs within ten (10) working days of award of any construction subcontract in excess of \$10,000 at any tier for construction work under the contract resulting from this solicitation. The notification shall list the name, address and telephone number of the subcontractor; employer identification number; estimated dollar amount of the subcontract; estimated starting and completion dates of the subcontract; and the geographical area in which the contract is to be performed.
4. As used in this Notice, and in the contract resulting from this solicitation, the "covered area" includes the County of Orange, California.



**BIDDER'S CERTIFICATE OF COMPLIANCE**  
**REGARDING**  
**WORKERS' COMPENSATION INSURANCE**

In conformance with current statutory requirements of Section 1860, et. seq., of the Labor Code of the State of California, the undersigned confirms the following certification:

"I am aware of the provisions of Section 3700 of the Labor Code which require every employer to be insured against liability for Workers' Compensation or to undertake self-insurance in accordance with the provisions of that code and I will comply with such provisions before commencing the performance of the work of this Contract."

Bidder/Contractor: \_\_\_\_\_

Signature: \_\_\_\_\_

Name and Title: \_\_\_\_\_

Date: \_\_\_\_\_



**BIDDER'S CERTIFICATE OF COMPLIANCE**  
**REGARDING**  
**STATE OF CALIFORNIA**  
**BUSINESS AND PROFESSIONS CODE SECTION 7028.15**

Contractor License Number: \_\_\_\_\_

Expiration Date of Contractor's License: \_\_\_\_\_

Each, every and all of the representations made by Bidder in the attached bid are true and correct.

Name of Bidder/Contractor: \_\_\_\_\_

Signed: \_\_\_\_\_

Title: \_\_\_\_\_

Subscribed to and sworn before me, a Notary Public in and for the State of California, on \_\_\_\_\_, 2022.

\_\_\_\_\_  
Notary Public

My commission expires on:

\_\_\_\_\_, 2022  
(NOTARY SEAL)



**LIST OF SUBCONTRACTORS (EXHIBIT D)**

List only the subcontractors, which will perform work or labor or render services to the bidder in excess of one-half of one percent (1/2 of 1%) of the bidder's total bid amount. Do not list alternative subcontractors for the same work. (Use additional sheets if necessary.)

<b>Name &amp; Address Under Which Subcontractor is Licensed</b>	<b>License Number</b>	<b>DIR Registration No.</b>	<b>Specific Description of Work to be Rendered</b>	<b>Small Business Y/N</b>	<b>Type</b>	<b>Dollar Amount</b>
						\$
						\$
						\$
						\$
						\$
						\$
<b>TOTAL VALUE OF SUBCONTRACTED WORK</b>						\$

Bidder's Name \_\_\_\_\_



### **STATUS OF PAST AND PRESENT CONTRACTS FORM**

On the form provided below, Offeror/Bidder shall list the status of past and present contracts where the firm has either provided services as a prime vendor or a subcontractor during the past five (5) years in which the contract has been the subject of or may be involved in litigation with the contracting authority. This includes, but is not limited to, claims, settlement agreements, arbitrations, administrative proceedings, and investigations arising out of the contract.

A separate form must be completed for each contract. Offeror/Bidder shall provide an accurate contact name and telephone number for each contract and indicate the term of the contract and the original contract value. Offeror/Bidder shall also provide a brief summary and the current status of the litigation, claims, settlement agreements, arbitrations, administrative proceedings, or investigations. If the contract was terminated, list the reason for termination.

Offeror/Bidder shall have an ongoing obligation to update the Authority with any changes to the identified contracts and any new litigation, claims, settlement agreements, arbitrations, administrative proceedings, or investigations that arise subsequent to the submission of the bid. Each form must be signed by an officer of the Offeror/Bidder confirming that the information provided is true and accurate.

<b>Project city/agency/other:</b>	
<b>Contact Name:</b>	<b>Phone:</b>
<b>Project Award Date:</b>	<b>Original Contract Value:</b>
<b>Term of Contract:</b>	
<b>(1) Litigation, claims, settlements, arbitrations, or investigations associated with contract:</b>	
<b>(2) Summary and Status of contract:</b>	
<b>(3) Summary and Status of action identified in (1):</b>	
<b>(4) Reason for termination, if applicable:</b>	

By signing this Form entitled "Status of Past and Present Contracts," I am affirming that all of the information provided is true and accurate.

\_\_\_\_\_  
Name

\_\_\_\_\_  
Signature

\_\_\_\_\_  
Title

\_\_\_\_\_  
Date



**Non-Collusion Affidavit**

To the Orange County Transportation Authority

In accordance with Title 23 United States Code Section 112 and Public Contract Code 7106 the bidder declares that the bid is not made in the interest of, or on the behalf of, any undisclosed person, partnership, company, association, organization or corporation; that the bid is genuine and not collusive or sham; that the bidder has not directly or indirectly induced or solicited any other bidder to put in a false or sham bid, or that anyone shall refrain from bidding; that the bidder has not in any manner, directly or indirectly, sought by agreement, communication, or conference with anyone to fix the bid price of the bidder or any other bidder, or to fix any overhead, profit, or cost element of the bid price, or of that of any bidder, or to secure any advantage against the public body awarding the contract of anyone interested in the proposed contract; that all statements contained in the bid are true; and, further, that the bidder has not, directly, or indirectly, submitted his or her bid price or any breakdown thereof, or the contents thereof, or divulged information or data relative thereto, or paid, and will not pay, any fee to any corporation, partnership, company association, organization, bid depository, or to any member or agent thereof to effectuate a collusive or sham bid.

Name of Bidder: \_\_\_\_\_

Signature: \_\_\_\_\_

Date: \_\_\_\_\_